



2024

MEDIA GUIDE

2024 SCHEDULE

PRESEASON

GAME 1 MAY 25 vs SSK	GAME 2 MAY 31 @ BC
--------------------------------	------------------------------

REGULAR SEASON

WEEK 1 JUN 8 vs SSK	WEEK 12 AUG 25 @ MTL
WEEK 2 JUN 14 vs MTL	WEEK 13 SEP 2 @ CGY
WEEK 3 JUN 22 @ TOR	WEEK 14 SEP 7 vs CGY
WEEK 4 JUN 27 @ BC	WEEK 15 BYE
WEEK 5 BYE	WEEK 16 SEP 21 vs WPG
WEEK 6 JUL 14 vs OTT	WEEK 17 SEP 27 @ WPG
WEEK 7 JUL 19 @ OTT	WEEK 18 OCT 5 vs SSK
WEEK 8 JUL 28 vs HAM	WEEK 19 OCT 12 @ CGY
WEEK 9 AUG 3 @ SSK	WEEK 20 BYE
WEEK 10 AUG 11 vs BC	WEEK 21 OCT 25 vs TOR
WEEK 11 AUG 17 @ HAM	

HOME GAME
 AWAY GAME
 ALL TIMES ARE NT

TABLE OF CONTENTS

Table of Contents	1
Stay Connected	2
Stadium Facts	3
PERSONNEL	5
Staff Directory	6-7
Board of Directors	8
President and CEO Rick LeLacheur	9
Management, Coaches and Staff	10-15
PLAYERS	18-67
2023 IN REVIEW	69
Elks Individual Statistics	70-71
Elks Highlights	71-72
Regular Season Highlights	73
CFL Final Standings	74
CFL Award Winners	74
CFL All-Stars	75
CFLPA All-Stars	75
Last Time It Happened	76-77
RECORDS	79
Opponents	80-89
Elks Individual Record Regular Season	90-99
Elks 1,000 Yard Club	100
Elks Team Records	101-109
CFL Regular Season Records Held or Shared by Elks Teams	110
CFL Regular Season Records Held or Shared by Elks Players	111
Season Standings 2022-1911	112-113
Playoff Records Since 1949	114-115
Grey Cup Records	116-117
Western Conference Standings	118-119
HISTORY	121
Moments in Green and Gold History	122-129
All-Time Results	130-141
Elks Player Awards and Western/Northern All-Stars	142-143
Edmonton Elks Wall of Honour	144-152
Edmonton Elks Hall of Fame	153
All-Time CFL All-Stars	154
All-Time Western/Northern All-Stars	155-156
David Boone Award	157
Elks All-Time Draft	158-167
Elks Head Coaches 1949-Present	168-169
Elks Coaching Records 1911-2022	170
Elks Opponent Coaching Records	171
Elks All-Time Assistant Coaches	172-173
Elks Honour Roll	174-181
Edmonton Elks Entertainment Team	182-183
Media Information	184
Seating Map	185
Stadium Map	186



EDMONTON ELKS FOOTBALL CLUB

Commonwealth Stadium
11000 Stadium Road
Edmonton, AB. T5H-4E2

The Edmonton Elks are proud members of the Canadian Football League, playing their home games at Commonwealth Stadium in Edmonton, Alberta.

The club, officially renamed the Elks in June of 2021, has a tradition of excellence having won 14 Grey Cup championships (1954-56, 1975, 1978-82, 1987, 1993, 2003, 2005, 2015).

Since its founding, the club has been community-owned and remains focused on providing outstanding football memories for Edmonton and all of Northern Alberta.

VP, Marketing and Fan Engagement - EVAN DAUM
evan.daum@goelks.com | 780-719-6820

Coordinator, Media and Player Relations - HERNAN SALAS
hernan.salas@goelks.com | 780-886-2992

Photography - DALE MACMILLAN & CP IMAGES

Statistician - BRIAN DESJARLAIS, HERNAN SALAS

Design - DANIEL TROJILLO

Printing - CAPITAL COLOUR

STAY CONNECTED
GOELKS.COM

@GOELKS

COMMONWEALTH STADIUM

Cost: \$20.9 million
Original capacity: 42,500
Current capacity: 56,136
Opening night: August 3, 1978 (Commonwealth Games)
Original Surface: Natural grass
First CFL game: August 30, 1978 (18-10 W vs. B.C.)

HISTORY/DEVELOPMENT

- 1983: Capacity expanded to 60,081 for World Universiade Games.
- 2001: Renovations completed for the 2001 World Championships in Athletics (\$22.17 M).
- 2010: Field Turf installed, replacing natural grass surface.
- 2012: Commonwealth Community Rec. Centre opened to the public. Field house, Elks locker room, offices, and store centerpieces of the project. Total project cost of \$110 M, with Elks contributing \$7.5 M.
- 2013: Stadium's original seats replaced. Capacity reduced to 56,136 to accommodate wider seats. LED boards installed at field level.
- 2014: Jumbotron and sound system upgraded, along with visiting team and official's locker room renovations.
- 2015: FIFA Women's World Cup hosted. TELUS Wi-Fi installed throughout stadium.
- 2016: Wall of Honour relocated to field level. LED ribbon boards installed in upper decks. Party decks installed in North end lower bowl.

EDMONTON ELKS FIRSTS

First game: Edmonton (18) vs. B.C. (10) | Aug. 30, 1978 (42,768)
First playoff game: Edmonton (26) vs. Calgary (13) (West Final) | Nov. 18, 1978 (42,673)

COMMONWEALTH RECORDS

Largest reg. season crowd: 62,517 – CFL record | Edmonton (20) vs. Saskatchewan (23) | Sept. 26, 2009
Largest division playoff crowd: 52,709 (sellout) | Edmonton (22) vs. B.C. (16) (West Final) | Nov. 15, 1981
Largest Grey Cup crowd: 63,317 (sellout) | Montreal (21) vs. Saskatchewan (18) | Nov. 24, 2010
Largest event crowd: 66,835 (sellout) | U2 360° Tour | June 1, 2011

GREY CUP GAMES

72nd | Winnipeg (47) vs. Hamilton (17) | 60,081 | Nov. 18, 1984
85th | Toronto (47) vs. Saskatchewan (23) | 60,431 | Nov. 16, 1997
90th | Montreal (25) vs. Edmonton (16) | 62,531 | Nov. 24, 2002
98th | Montreal (21) vs. Saskatchewan (18) | 63,317 (record) | Nov. 28, 2010
106th | Calgary (27) vs. Ottawa (16) | 55,819 | Nov. 25, 2018





PERSONNEL





EDMONTON ELKS FOOTBALL CLUB

STAFF DIRECTORY

EXECUTIVE

Rick LeLacheur	President and CEO
Tom Richards	Chair, Board of Directors
Kara Flynn	Treasurer
Brent Hesje	Secretary
Mike Bacchus	Director, Board of Directors
Darryl Boessenkool	Director, Board of Directors
Kevin Parkes	Director, Board of Directors
Paul Ingram	Director, Board of Directors
Jordan Slator	Director, Board of Directors
Mark Woltersdorf	Director, Board of Directors
Catherine Maier	Executive Assistant to the President and CEO
Vanessa Potter	CFO & VP Business Administration
Michelle Aquin-Lundy	Manager, HR and Payroll
Asid Dean	Manager, Finance
Megan Dargatz	Coordinator, Account Payable/Receivables

FOOTBALL OPERATIONS

Coaches

Chris Jones	Head Coach
Jason Shivers	Asst. Coach & Defensive Coordinator, Linebackers
Jarious Jackson	Offensive Coordinator and Quarterbacks Coach
Markus Howell	Pass Game Coordinator and Wide Receivers Coach
Nate O'Neal	Defensive Line Coach
Stephen Sorrells	Offensive Line Coach and Run Game Coordinator
Markus Klund	Defensive Backs Coach
Mike Scheper	Special Teams Coach
Albert Poree	Running Backs Coach
Takoby Cofield	Asst. Offensive Line Coach
Erin Craig	Strength & Conditioning Coach

Front Office

Chris Jones	General Manager
Geroy Simon	Assistant General Manager
Shahbaz Dhillon	Manager of Football Operations

Medical Staff

Brian Cheeseman	Director of Sports Medicine and Rehabilitation
Lisa Swallow	Assistant Athletic Therapist and Physical Therapist
Dr. Dhiren Naidu	Medical Director and Head Team Physician

Dr. Jeff Robinson	Sports Medicine Team Physician
Dr. John Clarke	Sports Medicine Team Physician
Dr. Adam Keough	Sports Medicine Team Physician
Dr. Carlo Panaro	Orthopedic Surgery Consultant
Dr. Lee Ekert	Orthopedic Surgery Consultant

Equipment Staff

Dan Rosnau	Head Equipment Manager
Braden Spong	Assistant Equipment Manager

Video Staff

Shaylee Foord	Asst. Video Coordinator
----------------------	-------------------------

BUSINESS OPERATIONS

Marketing, Communications and Game Day

Evan Daum	VP, Marketing & Fan Engagement
Karen Kondoski	Senior Manager, Game Day & Events
Evan Jones	Senior Manager, Marketing
Alana Davis	Manager, Game Day Operations
Michael Arcuri	Manager, Communications & Community Relations
Hernan Salas	Coordinator, Media & Player Relations
Shelby Marchand	Coordinator, Community Relations and Events
Richard Bagan	Developer, Digital Media
Brent Stephen	Videographer
Daniel Trojillo	Graphic Designer

Ticketing

Courtney Vogel	Manager, Ticket Operations
Karter Fehr	Senior Account Executive
Emma Vanderweyst	Manager, Ticket Sales
Francois Bourbonnais	Account Executive
Grant Vandermeer	Account Executive
Thomas Beck	Account Executive

Partnerships

Adrienne Bridgeman	VP, Corporate Partnerships
Brad Shewciw	VP, Corporate Partnerships Sales
Ryan Jagoe	Senior Manager, Corporate Partnerships and Suites
Brett Jackson	Manager, Partnership Servicing and Sales
Kevin Hense	Corporate Partnerships and Suite Specialist
Caralee McGovern	Partnership Activation Specialist

Customer Service

Rebecca Hogan	Senior Manager, Premium Sales & Service
Sophia Wayman	Customer Service Team Lead
Michelle Jones	Customer Service Representative
Greg Student	Customer Service Representative
Zoya Mahmood	Customer Service Representative

Merchandise

Jenn Johnson	Director, Retail Operations
Kristine Ashdown	Manager Team Store
Norma Fogg	Merchandise Associate
Rachel Butler	Manager, Retail Operations
Spencer Cleave	Assistant, Retail Operations

INFORMATION TECHNOLOGY

Brandon Pariseau	Desktop Administrator/Data Analyst
Sam Brownlee	Desktop & Network Coordinator

MAIN LINE NUMBERS

Team Store/ Reception	780-448-1525
Customer Service	780-448-3557
Customer Service Text	587-206-4030
Sales Office	780-508-8500
City Maintenance	780-719-8458
Jason Fesyk (City)	---
Nate Feller (Security)	---
Ticketmaster	1-855-375-4666
City- 311	780-442-5310



PERSONNEL

BOARD OF DIRECTORS



Tom Richards
Chair



Kara Flynn
Treasurer



Brent Hesje
Secretary



Darryl Boessenkool
Director



Mike Bacchus
Director



Kevin Parkes
Director



Paul Ingram
Director



Jordan Slator
Director



Mark Woltersdorf
Director


PERSONNEL

PRESIDENT AND CEO

Rick LeLacheur was named Interim President and CEO of the Edmonton Elks on Aug. 22, 2023. LeLacheur previously served as the Club's President and CEO from 2002 to 2011, winning two Grey Cups. Most recently he served as President of the B.C. Lions from 2018 to 2022.

An Edmonton native, LeLacheur's lengthy business and sports resume have made him one of the most respected voices in the Canadian Football League over the last two decades. During his first tenure with the Green and Gold, LeLacheur helped lead the Club to Grey Cup championships in 2003 and 2005, as well as hosting a pair of highly successful Grey Cup Festivals in 2002 and 2010. His duties also included serving as an alternate on the CFL Board of Governors as well as chairman of the CFL's Audit Committee and a member of the league's Executive Committee.

Before his first tenure as EE President and CEO, LeLacheur helped enhance the Edmonton community through his work as President and CEO of Economic Development Edmonton (1992-98) and president of the organizing committee for the 2001 World Championships in Athletics hosted at Commonwealth Stadium.





CHRIS JONES

(SOUTH PITTSBURGH, TN)

GENERAL MANAGER AND HEAD COACH



ABOUT COACH JONES

Enters his eighth season as a CFL head coach and sixth as a general manager. In four seasons with Edmonton (2014-15/2022-23), Jones has a regular season record of 34-38 (61-65 overall) and won the 103rd Grey Cup in 2015. In Saskatchewan (2016-18) he became their V.P. of football operations, general manager, and head coach. His three years in Saskatchewan included two playoff appearances, losing in the East Final (2017) and the West Semi-Final (2018).

The native of South Pittsburgh, Tenn., entered the CFL in 2002 as the defensive line coach with the Montreal Alouettes and was named defensive coordinator the following season, a role he held until 2007.

As a defensive coordinator, he would go on to spend time with the Calgary Stampeders and Toronto Argonauts from 2008 to 2013, leading him to his first head coaching job in 2014 with the Edmonton Eskimos.

Coaching at various levels since 1993, Jones headed south to join the Cleveland Browns as a Senior defensive assistant (2019-20) following his three seasons with the Riders. In 2021, he was the head coach at South Pittsburgh High School and was added to the Argos coaching staff as a defensive consultant in September for his second tour of duty in Toronto.

NEED TO KNOW

- First coach in Edmonton franchise history to have two separate tenures and the first to hold roles of GM and head coach simultaneously.
- 2018 CFL Coach of the Year in Saskatchewan.
- Grey Cup champion in 2002, 2008, 2012, 2015.
- First taste of the CFL came in 1999 as a training camp guest coach under Don Matthews in Edmonton.
- Graduate assistant coach at Tennessee Tech (1995-96) and Alabama (1997).
- Began his coaching career in 1993 as an assistant coach at North Jackson High School in Jackson County, Alabama.



GEROY SIMON

(JOHNSTOWN, PA)

ASSISTANT GENERAL MANAGER

ABOUT

Simon is in his third year with the Double E after spending seven seasons as part of the B.C. Lions front office, most recently as Director for Global Scouting and US Regional Scout.

Simon is responsible for assisting Jones in all areas of football operations, including scouting, signing players, assisting with the salary cap, and managing the team's negotiation list.

A 15-year veteran of the CFL as a player, Simon broke into the league in 1999 with the Winnipeg Blue Bombers before going on to spend 12 seasons with the B.C. Lions from 2001 to 2012 where he became the all-time career leader in CFL receiving yards with 16,352 yards and was inducted into the Canadian Football Hall of Fame in 2017.

NEED TO KNOW:

- 2022-present: Edmonton Elks | Asst. General Manager
- 2015-21: B.C. Lions | Director of Global Scouting and US Regional Scout, Director of Canadian Scouting
- 2014: Saskatchewan Roughriders | Club Ambassador and Area Scout



FRANTZ CLARKSON

(TORONTO, ON)

DIRECTOR OF CANADIAN SCOUTING

ABOUT

Frantz is in his third season with the Edmonton Elks. The Director of Canadian Scouting joined the Double E as an assistant strength and conditioning coach in 2022 and Manager of Football Operations in 2023.

NEED TO KNOW:

- Drafted by the Double E in 1999.
- Played six seasons in the CFL with the Eskimos, Ottawa Renegades, and Hamilton Tiger-Cats.
- Played for the Manitoba Bisons (1996-98).
- Coached with the Edmonton Wildcats (2009-11) as well as Alberta, UBC, and St. Mary's.



SHAHBAZ DHILLON

(BURLINGTON, ON)

MANAGER OF FOOTBALL OPERATIONS

ABOUT

Shahbaz Dhillon enters his second season with the Elks and first in Football Operations after spending the last 9 years in Business Development and Partnerships, including 4 within Sports. Bringing a varied perspective but a deep knowledge and understanding for all aspects of Football, Dhillon works closely with HC/GM Chris Jones and AGM Geroy Simon. His responsibilities include management of the salary cap, player contracts, roster transactions, football budgets & all logistics, and other football related projects.

NEED TO KNOW:

- Grew up playing in the Burlington Stampeders Football Program.
- After University assisted with coaching Defensive Line and video work for Oakville Titans.
- Brampton Beast Hockey Club (ECHL) 2015-2017.
- Toronto Wolfpack Rugby Club (RFL) 2017-2018 (Inaugural year of first transatlantic pro sports team).
- Attended Iroquois Ridge High School in Oakville and holds an Advanced Diploma in Sport Management from Humber College (2016).



JASON SHIVERS

(PHOENIX, AZ)

ASST. COACH
& DEFENSIVE
COORDINATOR

COACHING HISTORY

- 2019-2023: Saskatchewan Roughriders | Defensive Coordinator
- 2016-18: Saskatchewan Roughriders | Defensive Backs Coach
- 2014-15: Edmonton Eskimos | Defensive Backs Coach
- 2013: Toronto Argonauts | Defensive Assistant.

NEED TO KNOW:

- Grey Cup Champion coach in 2015 with Chris Jones in Edmonton.
- Shivers played five seasons in the CFL with the Toronto Argonauts (2007-09) and Hamilton Tiger-Cats (2010-11).
- Shivers was selected in the fifth round of the 2004 NFL Draft by the St. Louis Rams, spending the 2004 season with the Chicago Bears after being released by the Rams in the preseason.



JARIOUS JACKSON

(TUPELO, MS)

OFFENSIVE
COORDINATOR &
QUARTERBACKS COACH

COACHING HISTORY

- 2022-present: Edmonton Elks | Offensive Coordinator & Quarterbacks Coach
- 2021: Toronto Argonauts | Offensive Coordinator & Quarterbacks Coach
- 2018-19: B.C. Lions | Offensive Coordinator and Quarterbacks Coach
- 2016-17: Saskatchewan Roughriders | Quarterbacks Coach, Passing Game Coordinator, Player Development
- 2014-15: Edmonton Elks | Quarterbacks Coach, Passing Game Coordinator, Player Development
- 2013: B.C. Lions | Quarterbacks Coach

NEED TO KNOW:

- Promoted to offensive coordinator on July 31, 2023.
- Grey Cup champion coach with Edmonton in 2015.
- Three-time Grey Cup champion as a player (BC in 2006 and 2011, and Toronto in 2012).
- Played eight seasons in the CFL.
- Spent three seasons with the Broncos (2000, 2002-03), appearing in five NFL games.
- Drafted in the seventh round of the 2000 NFL Draft by the Denver Broncos.
- Two-year starter at Notre Dame, setting school single-season records for passing yards (2,753), completions (184), and attempts (316) as a senior in 1999.



MARKUS HOWELL

(WINNIPEG, MB)


PASS GAME
COORDINATOR &
RECEIVERS COACH

COACHING HISTORY

- 2022-present: Edmonton Elks | Pass Game Coordinator & Receivers Coach
- 2020-21: Toronto Argonauts | Pass Game Coordinator & Receivers Coach
- 2018-19: B.C. Lions | Receivers Coach
- 2016-17: Saskatchewan Roughriders | Receivers Coach
- 2011-15: Winnipeg Blue Bombers | Defensive and Special Teams Assistant, Linebackers Coach / Receivers Coach

NEED TO KNOW:

- Fifth season with Chris Jones, Saskatchewan (2016-17), Edmonton (2022-present).
- 2008 Grey Cup champion with the Stampeders.
- Played receiver and returner over decade long CFL playing career.
- Winnipeg native was a fourth-round pick in 2000 by his hometown Bombers after playing NCAA football at Texas Southern.



MARCUS KLUND

(JACKSON, MO)

DEFENSIVE BACKS
COACH

COACHING HISTORY

- 2022-23: Saskatchewan Roughriders | Defensive Backs Coach
- 2013-21: Southwest Baptist University | Asst. Head Coach, Defensive Coordinator
- 2012: Lindenwood University-Belleville | Defensive Coordinator
- 2009-11: Lindenwood University | Defensive Backs, Defensive Line Coach
- 2007-08: Parkway West High | Defensive Coordinator, Defensive Backs Coach

NEED TO KNOW:

- First season in Edmonton after two seasons in Saskatchewan.
- In his time with Southwest Baptist University, he helped guide SBU to the programs first ever conference championship and NCAA playoff appearance in 2016. Klund coached 47 All-Conference performers and 3 All-American selections during his time at SBU.
- Missouri Sports Hall of Fame / Elite 11 Class of 2021.
- Marcus Klund earned his Bachelor of Arts in Physical Education & Health from Lindenwood University (Mo.) in 2007 and his Master of Arts in Education from Lindenwood University in 2010.
- As a player Klund was a 2-time Team Captain, 4-year starter at safety, 4-time All-Conference, 2-time All-Region, and a 2-time All-American selection for the Lindenwood Lions.



STEPHEN SORRELLS

(GREENVILLE, AL)

OFFENSIVE LINE
COACH & RUN GAME
COORDINATOR

COACHING HISTORY

- 2023-present: Edmonton Elks | Offensive Line Coach & Run Game Coordinator
- 2017-22: Saskatchewan Roughriders | Offensive Line Coach
- 2016: Southern Methodist University | Offensive Line Coach
- 2015: Pearl River Community College | Offensive Line Coach & Assistant Head Coach
- 2014: University of Alabama-Birmingham | Assistant Offensive Line Coach
- 2012-13: Kenyon College | Offensive Coordinator
- 2010-11: Occidental College | Offensive Line Coach
- 2006-07: Faulkner University | Offensive Line Coach

NEED TO KNOW:

- Entering his seventh season in the CFL and second with the Double E.
- Three-year starter as an offensive lineman at Fort Dale Academy in Greenville, Ala.
- He is a graduate of Auburn University-Montgomery, where he earned his B.S. in Education & Sports Leadership.



MIKE SCHEPER

(PASADENA, CA)

SPECIAL TEAMS COACH

COACHING HISTORY

- 2022-present: Edmonton Elks | Special Teams Coach
- 2020-21: Minot State University (NCAA DIV II) | Defensive Coordinator
- 2016-2019: Sask. Roughriders | OL/DL Coach, Special Teams Assistant Coach
- 2015: Edmonton Elks | Offensive Line Coach
- 2014: Winnipeg Blue Bombers | Defensive Line Coach
- 2012-2013: Portland State University (FCS) | Defensive Ends Coach
- 2011: College of the Canyons (JUCO) | Cornerbacks Coach
- 2009-2010: Saskatchewan Roughriders | Defensive Line Coach
- 2008: Fresno State University (FBS) | Graduate Assistant – Offensive Line
- 2006-2007: Glendale College (JUCO) | Assistant Offensive Line Coach
- 2003-2005: St. Francis High School (La Canada, California) | Off. Line Coach

NEED TO KNOW:

- Grey Cup champion in 2015 with Edmonton and finalist in 2009-10 with Saskatchewan.
- Played college football at Utah State University and earned a full athletic scholarship, graduating in 2002.



ALBERT POREE

(NEW ORLEANS, LA)

RUNNING BACKS COACH

COACHING HISTORY

- 2020-23: Southeastern Louisiana University | Running Backs Coach
- 2019: Booker T. Washington High School | Offensive Coordinator
- 2017-18: McDonogh 35 High School | Offensive Coordinator, QB's Coach, Defensive Backs Coach, Special teams Coordinator.
- 2016: De La Sale High School | Special Teams Co-Coordinator, Pass Game Coordinator
- 2014-15: Mississippi State University | Assistant Coach
- 2013: Dartmouth College | Assistant Wide Receivers Coach and Offensive Quality Control Coach

NEED TO KNOW:

- He finished his college playing career as a defensive back at Georgia Tech.
- He signed with Notre Dame out of St. Augustine High School.
- Earned his bachelor's degree in management from Georgia Tech in 2003.



NATE O'NEAL

(PHOENIX, AZ)

DEFENSIVE LINE COACH

COACHING HISTORY

- 2014-23: Defensive Line Coach for Under Armour All-America Football.

NEED TO KNOW:

- O'Neal was the defensive line coach for the America team at the 2023 Reese's Senior Bowl and an advisor for both teams at the East-West Shrine Bowl in 2022.



TAKOBY COFIELD

(TARBORO, NC)

ASST. OFFENSIVE LINE COACH

COACHING HISTORY

- 2024: Edmonton Elks | Asst. Offensive Line Coach

NEED TO KNOW:

- Had a seven-year playing career in the CFL and NFL.
- Takoby played for Chris Jones in 2018, spending parts of three seasons with the Saskatchewan Roughriders (2018-19, 2021), where he suited up in 15 total games.
- He also had stints in the NFL with the Washington Commanders (2015), Seattle Seahawks (2016) and Oakland Raiders (2017).



ERIN CRAIG

(BARRIE, ON)

STRENGTH & CONDITIONING COACH

COACHING HISTORY

- 2023-present: Edmonton Elks | Strength and Conditioning Coach
- 2021-23: Saint Mary's University (USPORTS) | Head Strength & Conditioning Coach/Assistant Defensive Backs Coach
- 2019-20: Les Centaures De Grenoble (FFFA) | Head Strength & Conditioning Coach/Defensive Assistant
- 2016-18: Saint Mary's University (USPORTS) | Head Strength & Conditioning Coach

NEED TO KNOW:

- Attended Montreal Alouettes Training camp in 2018, Indianapolis Colts Training Camp in 2019, and Toronto Argonauts Training Camp in 2022 as a Strength and Conditioning Intern/Assistant.
- Dalhousie University Graduate with a BSc Kinesiology.
- Certified Strength & Conditioning Specialist (CSCS) with the NSCA.



BRIAN CHEESEMAN

(MOUNT PEARL, NL)

DIRECTOR OF SPORTS MEDICINE AND REHABILITATION



LISA SWALLOW

(WINDTHORST, SK)

ASSISTANT ATHLETIC THERAPIST, PHYSICAL THERAPIST



BEN PENNEY

(CALGARY, AB)

SEASONAL ATHLETIC THERAPIST



BRENNAN MCCONAGHY

(FREDERICTON, NB)

SEASONAL ATHLETIC THERAPIST

MEDICAL STAFF

DR. DHIREN NAIDU
DR. JEFF ROBINSON
DR. JOHN CLARKE
DR. ADAM KEOUGH
DR. CARLO PANARO
DR. LEE EKERT

Medical Director and Head Team Physician
 Sports Medicine Team Physician
 Sports Medicine Team Physician
 Sports Medicine Team Physician
 Orthopedic Surgery Consultant
 Orthopedic Surgery Consultant

EQUIPMENT STAFF

DAN ROSNAU
BRADEN SPONG

Equipment Manager
 Assistant Equipment Manager


VIDEO STAFF

SHAYLEE FOORD

Video Coordinator



ROOKIES






#99
ANTONIO ALFANO
DL
H: 6'4" DOB: 2000-11-10
W: 285 LBS COLLEGE: LACKAWANNA
BORN: LIVINGSTON, NJ CFL EXP: R ACQUIRED: SUPPLEMENTAL DRAFT BY EDM - 24

X @Antonioalfano99 @officialtone_

3RD-AND-SHORT

- Selected by the Elks in the 2024 Supplemental Draft.
- He played the 2023 season at Lackawanna College, where he recorded 14 total tackles, eight tackles-for-loss, four sacks and one forced fumble in five games.

HAVE YOU HERD

- Antonio enjoys collecting sneakers, working out and loves to draw.



#48
NICK ANDERSON
LB
H: 5'11" DOB: 2000-01-27
W: 230 LBS COLLEGE: TULANE
BORN: VICKSBURG, MS CFL EXP: R ACQUIRED: FA - 03/11/24


X @NickAnderson14_ @neezy.a

3RD-AND-SHORT

- Anderson attended training camp with the New Orleans Saints in 2023.
- Played four seasons at Tulane University (2019-22).
- Anderson was a big part of Tulane's historic comeback win over USC in the 87th Goodyear Cotton Bowl Classic in January of 2023 and was named to the All-ACC Second Team in 2022.

HAVE YOU HERD

- His major is homeland security studies.
- Graduated third in his high school class.
- Favorite spot to hang out in New Orleans is the Fly.



#94
ERIC BLACK
DL
H: 6'4" DOB: 1999-04-13
W: 247 LBS COLLEGE: STONY BROOK UNI.
BORN: ROCHESTER, NY CFL EXP: R ACQUIRED: FA - 01/25/24

X @eblack @ejblack_

3RD-AND-SHORT

- Black attended New York Giants mini camp in 2023.
- Appeared in 10 games for Stony Brook University as a graduate student in 2022. He was named to the College Sports Communicators (CSC) Academic All-District Team.
- Attended the University at Buffalo from 2018 to 2021.

HAVE YOU HERD

- Eric is teacher in the offseason.
- He is a huge Batman and comics nerd, with his favourite movie being Batman (2022).
- Also enjoys horror movies.



#25
JERMAINE BROWN JR
RB
H: 5'8" DOB: 2001-05-24
W: 195 LBS COLLEGE: UAB
BORN: PRICHARD, AL CFL EXP: R ACQUIRED: FA - 05/21/24


X @251Skull @skull251

3RD-AND-SHORT

- Brown spent five seasons at UAB (2019-23), where he became the program's career leader in all-purpose yards (5,026). He was named All-Conference USA Second Team in 2022 and Conference USA Honorable Mention in 2021.

HAVE YOU HERD

- Jermaine didn't hand in his assignment in time...



#16
DEVODRIC BYNUM
DB
H: 5'11" DOB: 1999-08-05
W: 195 LBS COLLEGE: UAB
BORN: DALLAS, TX CFL EXP: R ACQUIRED: FA - 01/12/24


X @selfmade_fat @selfmade.fat

3RD-AND-SHORT

- Bynum played four seasons at the University of Alabama at Birmingham (2019-22), where he totalled 68 total tackles, two sacks, 16 pass deflections and two forced fumbles in 43 career games with the Blazers.
- Prior to joining UAB, Bynum played one season at Northeast Oklahoma A&M (2018).

HAVE YOU HERD

- As a senior in 2022, the Dallas, TX., native had his best game of his college career, recording eight tackles, two tackles for loss, two pass break-ups, one sack and a forced fumble against North Texas, earning him Conference USA Defensive Player of the Week honours.



#28
KYLE CASS
DB
H: 6'2" DOB: 1999-04-18
W: 195 LBS COLLEGE: VALDOSTA STATE
BORN: NEW ORLEANS, CFL EXP: R ACQUIRED: FA - 05/06/24

X @Kc_Dubb @brg_cass

3RD-AND-SHORT

- Appeared in nine games at Valdosta State University in 2023, racking up 21 total tackles, two interceptions, and 11 pass deflections for the Blazers.
- Prior to attending Valdosta State, the native of New Orleans, La. played one season at Troy University (2022) and two seasons at Mississippi State (2020-21).

HAVE YOU HERD

- Named BHS Athlete of the Year as a senior at Mattie T. Blount High School.
- Kyle also lettered in track and field.
- Majored in kinesiology.

THE PLAYERS

THE PLAYERS




#50
LB

JOEL DUBLANKO

H: 6'3" **DOB: 1998-01-12**
W: 240 LBS **COLLEGE: CINCINNATI**

BORN: ABERDEEN, WA CFL EXP: R ACQUIRED: DRAFTED BY EDM - 24

X @JDublanko29 @jdublanko

3RD-AND-SHORT

- In 2023, he appeared in seven games for the Philadelphia Stars, totaling 27 total tackles.
- Dublanko earned All-AAC First Team honours as a graduate student with Cincinnati Bearcats in 2021. He also served as a team captain and led the team with 113 tackles in his final season.

HAVE YOU HERD

- Joel's cousin, Curtis Dublanko, was also a member of the Green and Gold back in 2014.
- His grandparents had their first date at an Edmonton Eskimos game at Clarke Stadium.



#74
DL

JOSEPH JACKSON

H: 6'5" **DOB: 1996-12-20**
W: 250 LBS **COLLEGE: MIAMI**

BORN: HOMESTEAD, FL CFL EXP: R ACQUIRED: FA - 01/29/24

X @ @

3RD-AND-SHORT

- Selected 165th overall by the Dallas Cowboys in the 2019 NFL Draft.
- In 20 career NFL games he totalled 25 tackles, 1.5 sacks, and one fumble recovery.
- At Miami, he earned All-ACC Honorable Mention in 2018 after posting 47 total tackles, 14.5 tackles-for-loss, 8.5 sacks and one touchdown.

HAVE YOU HERD

- A Four-star prospect by ESPN, Rivals and 247Sports, as well as a Three-star prospect by Scout.
- Joe also competed in basketball and track at Gulliver Prep High School.



#53
LB

REYNARD ELLIS

H: 6'0" **DOB: 1999-07-31**
W: 240 LBS **COLLEGE: UAB**

BORN: BIRMINGHAM, AL CFL EXP: R ACQUIRED: FA - 11/23/23

X @xReyyy31 @x.rey36

3RD-AND-SHORT

- Played at UAB in 2022.
- He was a first-team All-Sun Belt Conference selection by Pro Football Focus & named Fourth-Team All-Conference by Phil Steele in 2020 with Georgia Southern University.

HAVE YOU HERD

- Ellis ran track and wrestled while at Shades Valley High School finishing runner-up in Class 6A title match in 2017.
- When he's not playing football, Reynard is a personal trainer.



#15
DB

KORDELL JACKSON

H: 5'10" **DOB: 1999-04-09**
W: 185 LBS **COLLEGE: AUSTIN PEAY**

BORN: BIRMINGHAM, AL CFL EXP: R ACQUIRED: FA - 02/07/24

X @kordelljackson2 @kordellj15

3RD-AND-SHORT

- Selected as the IFL Defensive Rookie of the Year and named to the All-IFL First Team as a member of the Frisco Fighters of the IFL.
- At Austin Peay, he earned First Team All-OVC selection in three straight years and was a two-time NCAA consensus All-American.

HAVE YOU HERD

- Kordell earned his first bachelor's degree in human movement in May 2021 and is pursuing a second bachelor's degree with a leadership and organizational administration major.



#88
WR

MALIK FLOWERS

H: 6'2" **DOB: 1999-06-23**
W: 202 LBS **COLLEGE: UNIV. OF MONTANA**

BORN: FONTANA, CA CFL EXP: R ACQUIRED: FA - 02/01/24

X @gt_prototype @poppaflowers

3RD-AND-SHORT

- Flowers had brief stints with the New Orleans Saints and Seattle Seahawks in 2023, playing in one preseason game with Seahawks.
- Spent five years at the University of Montana (2018-22), where he earned second-team FCS All-America honors as a returner three times.

HAVE YOU HERD

- At AB Miller High School in Fontana, California, Malik was four-time boys 110-meter hurdles CBL Champion.
- Flowers is a Sociology major.
- At Montana, he tied the NCAA Division I (FBS and FCS) record with seven career kick return touchdowns.



#38
LB

ETEVA MAUGA-CLEMENTS

H: 6'1" **DOB: 1999-05-16**
W: 220 LBS **COLLEGE: NEBRASKA**

BORN: AMERICAN SAMOA CFL EXP: R ACQUIRED: DRAFTED BY EDM (GLB)- 24

X @Emauga22 @etmauga

3RD-AND-SHORT

- Selected by the Elks first overall in the 2024 Global Draft.
- At Nebraska, he was twice named Academic All-Big Ten (2021, 2022), while posting a career-high 39 tackles in his senior year.

HAVE YOU HERD

- Eteva has two wonderful boys.
- His favourite music artist is Akon.
- Va loves anime, with Naruto being his top choice.

THE PLAYERS

THE PLAYERS




#51
AUBREY MILLER JR.
LB

H: 6'2" **DOB: 1999-04-24**
W: 225 LBS **COLLEGE: JACKSON STATE**
BORN: MEMPHIS, TN CFL EXP: R ACQUIRED: FA - 04/24/24

X @Loose_Qannon @aubremiller45

3RD-AND-SHORT

• In 2022, he was named to the Athlon Sports FCS All-America First Team, American Football Coaches Association FCS All-America Second Team, as well as SWAC Defensive Player of the Year. Miller also led JSU to an undefeated regular season and second consecutive (SWAC) championship in 2022.

HAVE YOU HERD

• The 25-year-old linebacker attended training camp with the Miami Dolphins in 2023, playing in two preseason games, where he had two tackles.



#56
JAXON MORKIN
OL

H: 6'3" **DOB: 2001-03-04**
W: 306 LBS **COLLEGE: WINDSOR**
BORN: WINDSOR, ON CFL EXP: R ACQUIRED: DRAFTED BY EDM - 24

X @JaxonMorkin @morks_

3RD-AND-SHORT

• The Windsor product suited up in 28 games over the last four seasons for the University of Windsor (2019, 2021-23).

HAVE YOU HERD

• In the 2023 East-West Bowl in Hamilton, Morkin put up 28 reps of the 225-pound bench press weight to finish second behind defensive lineman Mitch Price.



#90
ROBERT NKENDICHE
DL

H: 6'3" **DOB: 1994-09-19**
W: 296 LBS **COLLEGE: OLE MISS**
BORN: ATLANTA, GA CFL EXP: R ACQUIRED: FA - 01/22/24

X @Thelegendmerlyn @thelegendmerlyn

3RD-AND-SHORT

• A veteran of five NFL seasons with the Arizona Cardinals (2016-18), Miami Dolphins (2019) and Seattle Seahawks (2021).
• Selected by the Cardinals in the first round (29th overall) of the 2016 NFL Draft.
• At Ole Miss, he was a First Team ALL-SEC and Second Team All-American in 2015.

HAVE YOU HERD

• He attended Grayson High School, where he was a three-sport athlete in football, basketball, and track.
• Regarded as a five-star recruit by both Rivals.com and Scout.com.
• His father is a cardiologist.



#32
LEON O'NEAL JR.
LB

H: 6'1" **DOB: 1998-12-23**
W: 204 LBS **COLLEGE: TEXAS A&M**
BORN: CYPRESS, TX CFL EXP: R ACQUIRED: FA - 01/17/24

X @WakeEmUp9 @wakeemup9

3RD-AND-SHORT

• Recorded 20 tackles and three pass deflections in three games with the Massachusetts Pirates last season.
• In 2023, played in two preseason games with the Saskatchewan Roughriders.
• Named the top defensive back on the American roster at the 2022 Senior Bowl.

HAVE YOU HERD

• Leon likes to workout and play video games when not playing football.
• He is big on faith and prayer.



#86
ARHELL SMITH
WR

H: 6'1" **DOB: 1999-10-25**
W: 194LBS **COLLEGE: CENTRAL MISSOURI**
BORN: CARTHAGE, MO CFL EXP: R ACQUIRED: FA - 06/02/24


X @Arkellsmith06 @arkellsmith06

3RD-AND-SHORT

• Smith spent six seasons at the University of Central Missouri (2018-23). As a senior he was named All-MIAA First Team and Associated Press Division II All-America First Team in 2023. He also earned All-MIAA Second Team honours in 2022 and All-MIAA Honorable Mention in 2021.

HAVE YOU HERD

• In 41 career games for Central Missouri, Smith set the program's career record for receiving touchdowns (34) and receptions (196), while finishing second in career receiving yards (2,816).



#63
TAIRIQ STEWART
OL

H: 6'6" **DOB: 1999-10-03**
W: 300 LBS **COLLEGE: NORTH CAROLINA A&T**
BORN: CLEVELAND, CFL EXP: R ACQUIRED: FA - 05/16/24

X @BigRiqq @sesenta.tres

3RD-AND-SHORT


• Stewart played at North Carolina A&T (2021-23), suiting up in 29 career games for the Aggies.
• The Cleveland, OH., native was named All-CAA Second Team in 2023 and All-Big South First Team in 2022.

HAVE YOU HERD

• See Jermaine Brown Jr. "Have You Herd!"

THE PLAYERS

THE PLAYERS

#23
LB

**OLIVIER
MUEMBI**

H: 6'0" **DOB: 1999-10-21**
W: 226 LBS **COLLEGE: QUEENS**

BORN: STONEY CREEK, ON CFL EXP: R ACQUIRED: DRAFTED BY EDM - 24

X @

@omuembi

3RD-AND-SHORT

- Olivier played at Queens University in 2023, where he racked up 50 total tackles, 3.5 tackles-for-loss and one sack in 10 games for the Gaels.
- His 36 tackles in the regular season, tied for the team lead and 13th in the OUA. The Hamilton, Ont., native spent four seasons at Delaware State from 2018 to 2021.

HAVE YOU HERD

- Olivier was born in the Democratic Republic of Congo.
- In high school he was a two-year varsity rugby letterwinner and earned two varsity basketball letters.

THE PLAYERS



#47
LB

**D. K.
BONHOMME**

H: 6'0" **DOB: 1999-09-08**
W: 225 LBS **COLLEGE: SOUTH ALABAMA**

BORN: OTTAWA, ON CFL EXP: R ACQUIRED: DRAFTED BY EDM - 24

X @

@

3RD-AND-SHORT


- Bonhomme appeared in three games for the University of South Alabama in 2022, where he registered six tackles. Prior to joining South Alabama, the six-foot-three linebacker played three seasons at Indiana University (2019-21), totalling 17 tackles, two tackles-for-loss and one sack in 24 career games for the Hoosiers.

HAVE YOU HERD

- Bonhomme was born in Haiti and moved to Canada when he was five years old.



VETERANS



#95
DL

SAM ACHEAMPONG *(pronounced ACH-am-pong)*

H: 6'5"

DOB: 1996-01-12

W: 270 LBS

COLLEGE: WILFRID LAURIER

BORN: BRAMPTON, ON

CFL EXP (W/ EDM): 4 (2)

ACQUIRED: TRADE - TOR - 23 *(extended 12/08/23)*

X @samkoa_

@sam.koa

THE PROS

- Acquired by Edmonton on July 8, 2023 and signed a one-year extension in December of 2023.
- He was selected 20th overall in the 2020 CFL Draft by the Toronto Argonauts.

COLLEGE

- In his final year at Wilfrid Laurier (2019), he was named an OUA First Team All-Star.

HAVE YOU HERD

- Loves to cook, especially Jollof, a rice dish from West Africa.
- Big gamer, plays Call of Duty on his PS5.
- Sam's favourite series is Vikings.

CAREER HIGHS

Tackles	4	2x, last: 06/16/22 vs. MTL
Sacks	1	09/15/23 @ SSK
INTs	--	--
FFs	--	--
FRs	1	08/26/22 vs. HAM

CAREER STATS (REGULAR SEASON)

YEAR	TEAM	GP	DT	ST	TT	INT	QS	FF	FR	TD
2021	TOR	14	16	0	16	0	2	0	0	0
2022	TOR	16	19	1	20	0	1	0	1	0
2023	TOR	1	1	0	1	0	0	0	0	0
2023	EDM	12	15	0	15	0	1	0	0	0
TOTALS		43	51	1	52	0	4	0	1	0

CAREER STATS (PLAYOFFS)

YEAR	TEAM	GP	DT	ST	TT	INT	QS	FF	FR	TD
2021	TOR	1	1	0	1	0	0	0	0	0
2022	TOR	1	1	0	1	0	0	0	0	0
TOTALS		2	2	0	2	0	0	0	0	0

CAREER STATS (GREY CUP)

YEAR	TEAM	GP	DT	ST	TT	INT	QS	FF	FR	TD
2022	TOR	1	0	0	0	0	0	0	0	0
TOTALS		1	0	0	0	0	0	0	0	0




THE PLAYERS




#33 **WOODY APPOLON** *(pronounced app-o-lawn)*
LB
H: 6'4" **DOB: 1996-07-26**
W: 220 LBS **COLLEGE: TUSKEGEE**
BORN: MONTREAL, QC **CFL EXP (W/ EDM): 2 (2)**
ACQUIRED: TRADE - OTT - 23

X @WoodyAppolon @ducc_duc



#14 **BORIS BEDE** *(pronounced bee-dee)*
K/P
H: 6'4" **DOB: 1989-11-20**
W: 225 LBS **COLLEGE: LAVAL**
BORN: TOULON, FRANCE **CFL EXP (W/ EDM): 9 (1)**
ACQUIRED: FA - 02/06/24

X @BrizzyUL17 @boris_bede

THE PROS

- His rights were acquired by the Elks from the Ottawa Redblacks in 2023.

COLLEGE

- Woody played two seasons of NCAA Division II football with Tuskegee University in 2021-22.

HAVE YOU HERD

- Selected one pick (40th overall) after his twin brother Wesly in the 2022 CFL Draft.

CAREER HIGHS

Tackles	2	09/22/23 vs. BC
Sacks	--	--
INTs	--	--
FFs	--	--
FRs	--	--

CAREER STATS (REGULAR SEASON)

YEAR	TEAM	GP	DT	ST	TT	INT	QS	FF	FR	TD
2023	EDM	8	0	4	4	0	0	0	0	0
TOTALS		8	0	4	4	0	0	0	0	0

THE PROS

- Bede is coming off an outstanding season in 2023, where he converted 37-of-39 fields goals for a career-high 94.9 per cent in 17 games for the Argos.
- He also led the CFL in kickoff yards (6,194), kickoff average (71.2), and was named a CFL East All-Star for the third time in his career (2015, 2021, 2023).
- Grey Cup champion in 2022 with the Double Blue.
- Bede enters the 2024 season as the CFL's all-time leader for kickoff average for career (69.4) and single season (73.0).

HAVE YOU HERD

- Boris and his wife Julie have two boys, Lewis and Logan.
- His father played professional soccer in Ligue 1 in France and for the Ivory Coast National Team.
- Loves hunting boar and deer in France.
- Favourite movies are Cool Runnings and the Rush Hour trilogy.

COLLEGE

- Played at Laval from 2011 to 2014.
- He was named the Quebec Conference's special teams player of the year in 2014.
- Bede helped the Rouge et Or win the 48th Vanier Cup in 2012 and the 49th Vanier Cup in 2013.
- Bede played American football for the Tiffin Dragons of Tiffin University from 2008 to 2010.

(PLAYOFFS) FIELD GOALS CON- KICKOFFS

YEAR	TEAM	GP	ATT	MD	PCT	LG	ATT	MD	PCT	NO	YDS	AVG	LG	S
2019	MTL	1	1	1	100.0	30	3	2	66.7	5	333	66.6	71	0
2021	TOR	1	7	6	85.7	47	0	0	0	2	84	42.0	65	0
2022	TOR	1	2	2	100.0	48	4	0	0.0	6	390	65.0	92	0
2023	TOR	1	1	1	100.0	45	2	2	100.0	3	198	66.0	75	0
TOTALS		4	11	10	90.9	48	9	4	44.4	6	1005	62.8	92	0

(GREY CUP) FIELD GOALS CONVERTS KICKOFFS

YEAR	TEAM	GP	ATT	MD	PCT	LG	S	ATT	MD	PCT	NO	YDS	AVG	LG	S
2022	TOR	1	6	3	50.0	46	1	2	2	100.0	3	218	72.7	77	0
TOTALS		1	6	3	50.0	46	1	2	2	100.0	3	218	72.7	77	0

CAREER STATS (REG. SEASON)

FIELD GOALS															CONVERTS			PUNTING			KICKOFFS		
YEAR	TEAM	GP	ATT	MD	PCT	LG	S	ATT	MD	PCT	NO	YDS	AVG	LG	S	NO	YDS	AVG	LG	S			
2015	MTL	18	40	36	90.0	52	4	31	25	80.6	108	4783	44.3	69	6	61	3980	65.2	95	3			
2016	MTL	10	21	11	52.4	53	7	19	18	94.7	63	2698	42.8	69	1	40	2824	70.6	87	3			
2017	MTL	16	35	29	82.9	53	1	20	18	90.0	102	4506	44.2	72	4	52	3590	69.0	95	2			
2018	MTL	18	40	34	85.0	52	3	27	25	92.6	128	5690	44.5	69	7	55	4014	73.0	95	4			
2019	MTL	18	35	31	88.6	52	2	45	43	95.6	109	4862	44.6	61	2	83	5772	69.5	95	5			
2021	TOR	13	33	28	84.8	54	1	21	21	100.0	86	3799	44.2	68	4	46	3101	67.4	95	2			
2022	TOR	18	55	43	78.6	56	8	37	34	91.9	5	248	49.6	53	0	61	4188	68.7	100	1			
2023	TOR	17	39	37	94.9	53	1	57	53	93.0	48	2284	47.6	75	4	87	6194	71.2	100	2			
TOTALS		128	298	249	83.6	56	27	257	237	92.2	649	28,870	44.5	75	28	485	33,663	69.4	100	22			

THE PLAYERS

THE PLAYERS





#10

MCLEOD BETHEL-THOMPSON

QB

H: 6'4" DOB: 1988-07-03
W: 220 LBS COLLEGE: SACRAMENTO STATE
BORN: SAN FRANCISCO, CA CFL EXP (W/ EDM): 6 (1)
ACQUIRED: FA - 01/07/24

X @The_Real_McLeod @mcleod_outloud

THE PROS

- Signed by the Double E on January 7, 2024.
• Led the USFL in passing yards in 2023 with the New Orleans Breakers.
• Two-time Grey Cup champion (2017, 2022).
• In 2022, led the CFL in passing yards, throwing for 4,731 yards.
• An East Division all-star in 2021 and 2022.

COLLEGE

- MBT played two seasons at UCLA (2006-07) and three seasons at Sacramento State from 2008 to 2010.

HAVE YOU HERD

- His partner is an artist, poet, playwright and screenwriter.
• One of his grandfathers won an Olympic Gold medal.
• McLeod's dad worked stage crew for the Grateful Dead, Carlos Santana and many more classic musicians.



#69

BRETT BOYKO

OL

H: 6'7" DOB: 1992-08-04
W: 305 LBS COLLEGE: UNLV
BORN: SASKATOON, SK CFL EXP (W/ EDM): 4 (2)
ACQUIRED: FA - 07/03/23 (extended 01/10/24)

X @bboyko69 @brettboyko67

THE PROS

- Has played three seasons in the CFL with the Elks (2023), Saskatchewan Roughriders (2021), and BC Lions (2019).
• Selected 14th overall by the B.C. Lions in 2015.
• Was with the Orlando Guardians of the XFL in 2023.
• Spent time in the NFL with the Philadelphia Eagles (2015) and the Los Angeles Chargers (2016-18), suiting up in one game for the Chargers in 2017.

COLLEGE

- Played collegiately at UNLV (2011-14) for four seasons, starting all 43 games of his career with the Rebels and earning a Second Team All-Mountain West Conference selection as a senior.
• He was a four-time Academic All-Mountain West honouree.

HAVE YOU HERD

- He watches terrible reality TV dating shows with his lovely wife.
• Brett has one famous friend "The Rig".

CAREER STATS REG. SEASON

Table with 3 columns: YEAR, TEAM, GP. Rows for 2019 (BC, 15), 2021 (SSK, 8), 2023 (EDM, 14), and TOTALS (37).

PLAYOFFS

Table with 3 columns: YEAR, TEAM, GP. Rows for 2021 (SSK, 2) and TOTALS (2).



CAREER HIGHS

Table with 3 columns: Stat, Value, Opponent. Rows for Pass Attempts (49 vs WPG), Completions (37 vs WPG), Passing Yards (464 vs MTL), Yards/Attempt (11.1 vs MTL), Passing Long (96 @ HAM), Passing TDs (4 vs OTT), Completions % (78.9 @ SSK), and Passer Rating (140.2 vs MTL).

CAREER STATS (REG. SEASON)

Table with 16 columns: YEAR, TEAM, GP, W, L, ATT, COMP, PCT, YDS, LG, INT, TD, NO, YDS, AVG, LG, TD. Rows for 2017-2022 and TOTALS.

CAREER STATS (PLAYOFFS)

Table with 16 columns: YEAR, TEAM, GP, W, L, ATT, COMP, PCT, YDS, LG, INT, TD, NO, YDS, AVG, LG, TD. Rows for 2021-2022 and TOTALS.


CAREER STATS (GREY CUP)

Table with 16 columns: YEAR, TEAM, GP, W, L, ATT, COMP, PCT, YDS, LG, INT, TD, NO, YDS, AVG, LG, TD. Row for 2022 and TOTALS.



THE PLAYERS

THE PLAYERS

#24
DB

DARRIUS BRATTON
H: 6'0"
W: 200 LBS
DOB: 1997-08-02
COLLEGE: VIRGINIA
BORN: ROANOKE, VA
CFL EXP (W/ EDM): 2 (2)
ACQUIRED: FA - 05/17/23

THE PROS

- One of only two rookies to start in all 18 games for the Green and Gold in 2023.
- Registered 44 defensive tackles and one interception in 2023.
- Attended rookie minicamp with the New Orleans Saints in 2023.

COLLEGE

- Played five seasons of NCAA Division 1 football at the University of Virginia.
- Appeared in 52 games for the Cavaliers, compiling 77 total tackles, one tackle-for-loss, 0.5 sacks and 14 passes defended.
- At Virginia's pro day in March 2023, he recorded 38.5" in the vertical jump, 11'3" mark in the board jump, and clocked a 4.43 in the 40-yard dash.

HAVE YOU HERD

- Loves fishing and camping.
- His brother Marcus played football professionally overseas.

CAREER HIGHS

Tackles	5	2x, last: 08/17/23 @ HAM
Sacks	--	--
INTs	1	09/22/23 vs. CGY
FFs	--	--
FRs	--	--

CAREER STATS

YEAR	TEAM	GP	DT	ST	TT	INT	QS	FF	FR	TD
2023	EDM	18	44	0	44	1	0	0	0	0
TOTALS		18	44	0	44	1	0	0	0	0

X @lilbratt_03

@lilbratt_




#44
LB

MICHAEL BRODRIQUE
H: 6'3"
W: 216 LBS
DOB: 1998-08-21
COLLEGE: MONTREAL
BORN: SAINTE-MARTHE-SUR-LE-LAC, QC
CFL EXP (W/ EDM): 2 (2)
ACQUIRED: DRAFTED BY EDM - 23

THE PROS

- Suited up in all 18 games as a rookie for the Elks, compiling eight special teams tackles.
- Drafted in the first round (2nd overall) in the 2023 CFL Draft.

COLLEGE

- A two-time RSEQ All-Star and 2021 U SPORTS second-team All-Canadian with Montreal.
- In 22 career games with the Carabins, he had 68.5 total tackles, 9.5 sacks, two fumble recoveries, and an interception.

HAVE YOU HERD

- His day camp name when he worked there was Tintin.
- Favorite TV show is Suits.

CAREER HIGHS

Tackles	3	06/30/23 @ OTT
Sacks	--	--
INTs	--	--
FFs	--	--
FRs	--	---


CAREER STATS

YEAR	TEAM	GP	DT	ST	TT	INT	QS	FF	FR	TD
2023	EDM	18	0	8	8	0	0	0	0	0
TOTALS		18	0	8	8	0	0	0	0	0

X @Brodriquekick

@broodycaesar



#41
DL

ELLIOTT BROWN
H: 6'5"
W: 225 LBS
DOB: 1998-02-02
COLLEGE: VIRGINIA
BORN: ODENTON, MD
ACQUIRED: FA - 12/01/22
CFL EXP (W/ EDM): 2 (2)

X @NoElIs_

@noells7_

THE PROS

- Played in nine games for the Double E in 2023, where he had 10 tackles, two sacks and one forced fumble.
- On July 13, 2023, he made his CFL/Pro debut against the Hamilton Tiger-Cats.

COLLEGE

- At Virginia, he recorded 61 total tackles, five sacks and one interception in 53 career games and was named to the 2021 ACC Academic Honor Roll.

HAVE YOU HERD


- He enters his family's Apple Pie recipe into the local pie competitions, even though he's allergic to apples.
- Elliott enjoys hiking in Arizona and designing/making his own clothes.

CAREER HIGHS

Tackles	2	3x, last: 10/21/23 @ WPG
Sacks	1	2x, last: 10/14/23 vs. MTL
INTs	--	--
FFs	1	10/14/23 vs. MTL
FRs	1	09/22/23 vs. BC

CAREER STATS

YEAR	TEAM	GP	DT	ST	TT	INT	QS	FF	FR	TD
2023	EDM	9	10	0	10	0	2	1	1	0
TOTALS		9	10	0	10	0	2	1	1	0

#4
RB

KEVIN BROWN
H: 5'9"
W: 205 LBS
DOB: 1996-10-09
COLLEGE: INCARNATE WORD
BORN: MOUNT PLEASANT, SC
ACQUIRED: FA - 09/01/22 (extended 10/26/22)
CFL EXP (W/ EDM): 3 (3)

X @kevyv_30

@kevyv_30

THE PROS

- In 2023, he finished second in the CFL in rushing with 1,141 yards and 1,363 all purpose yards.
- Became just the 16th running back to eclipse the millennium mark and the first since CJ Gable did the feat back in 2019.
- Named the Elks' nominee for Most Outstanding Rookie in 2022.
- In his rookie season, Brown finished 11th in the CFL in rushing yards with 486 yards and ranked fifth on the team in receptions, catching 24 on 26 targets for a sparking rate of 92.3% in seven games.

COLLEGE

- In 2020, he was a Southland All-Conference first-team selection, earned 2020-21 STATS Perform FCS All-American honors and was named to the 2021 Spring AFCA FCS Coaches' All-America Team.
- He led the nation with an average of 10.5 yards per carry in 2020.
- Played in 31 career games for the Incarnate Word Cardinals, rushing for 2,451 yards on 353 carries and 20 touchdowns.

HAVE YOU HERD

- Brown is the first University of the Incarnate Word player to score a touchdown in the NFL or CFL.
- Brown competed in track in field for Wando High School (Mount Pleasant, SC), where he has the school record in the 4x100 meter relay and went to state in four events; the 100m, 110m hurdles, 4x100m relay, and the triple long jump.



CAREER HIGHS

Rushing Attempts	19	2x, last: 09/15/23 @ SSK TOR
Rushing Yards	175	09/15/23 @ SSK
Rushing Long	65	08/10/23 vs. WPG
Rushing TDs	1	5x, last: 09/15/23 @ SSK
Receptions	8	10/21/22 vs. BC
Receiving Yards	65	10/21/22 vs. BC
Receiving Long	26	10/01/22 vs. MTL
Receiving TDs	1	06/25/23 vs. TOR
Offensive TDs	1	5x, last: 09/15/23 @ SSK

CAREER STATS

RUSHING											RECEIVING				
YEAR	TEAM	GP	NO	YDS	AVG	LG	TD	NO	YDS	AVG	LG	TD			
2022	EDM	7	74	486	6.6	36	1	24	176	7.3	26	0			
2023	EDM	18	186	1141	6.1	65	4	28	222	7.9	22	1			
TOTALS		25	260	1627	6.3	65	5	52	398	7.7	26	1			

THE PLAYERS

THE PLAYERS



#52
DL

**LUKE
BURTON-KRAHN**

H: 6'1" DOB: 1999-05-07
W: 206 LBS COLLEGE: UBC

BORN: VICTORIA, BC CFL EXP (W/ EDM): 2 (2)
ACQUIRED: DRAFTED BY EDM - 23

✕ @l_e_b_k

THE PROS

- Appeared in five games with the Elks in his rookie season.
- Drafted by Edmonton in the third round (23rd overall) of the 2023 CFL Draft.

COLLEGE

- Appeared in 26 games over four seasons at UBC, recording 36 solo tackles, four tackles-for-loss and two sacks.

HAVE YOU HERD


- He was drafted to the Victoria Shamrocks of the Western Lacrosse Association back in 2021.

CAREER HIGHS

Tackles	2	2x, last: 10/21/23 @ WPG
Sacks	--	--
INTs	--	--
FFs	--	--
FRs	--	--

CAREER STATS

YEAR	TEAM	GP	DT	ST	TT	INT	QS	FF	FR	TD
2023	EDM	5	0	6	6	0	0	0	0	0
TOTALS		5	0	6	6	0	0	0	0	0



#85
WR

**GAVIN
COBB**

H: 5'10" DOB: 1998-01-28
W: 170 LBS COLLEGE: MANITOBA

BORN: VICTORIA, BC CFL EXP (W/ EDM): 2 (2)
ACQUIRED: DRAFTED BY EDM - 22

✕ @CobbGavin @g11cobb

THE PROS

- In his first full season in the CFL, the B.C. product suited up in all 18 regular season games, totalling 214 yards on 11 receptions and one touchdown.
- Missed the entire 2022 season due to injury.
- Drafted in 2022, 30th overall by the Elks.

COLLEGE

- Cobb tied for the highest vertical jump at the 2022 CFL combine with a leap of 40.5 inches.
- In 2021, Cobb had 27 receptions for 340 yards and five touchdowns with the Manitoba Bisons.

HAVE YOU HERD

- Formula One fan, Daniel Ricciardo and Lewis Hamilton are his favorite drivers.
- Cobb was a receivers and return coach with the Salisbury Sabres high school senior football team in 2022.

CAREER HIGHS

Receptions	4	10/06/23 @ TOR
Receiving Yards	79	10/06/23 @ TOR
Receiving Long	68	08/27/23 vs. OTT
Receiving TDs	1	10/06/23 @ TOR
Kick Returns	4	07/13/23 vs. HAM
Kickoff Long	41	07/13/23 vs. HAM
Kickoff TDs	--	--

CAREER STATS (REG. SEASON)

YEAR	TEAM	GP	NO	YDS	AVG	LG	TD
2022	EDM	<i>DID NOT PLAY (INJ.)</i>	<i>----</i>	<i>----</i>	<i>----</i>	<i>----</i>	<i>----</i>
2023	EDM	18	11	214	19.5	68	1
TOTALS		18	11	214	19.5	68	1

PUNT RETURNS

YEAR	TEAM	NO	YDS	AVG	LG	TD
2023	EDM	6	51	8.5	13	0
TOTALS		6	51	8.5	13	0


KICK RETURNS

YEAR	TEAM	NO	YDS	AVG	LG	TD
2023	EDM	11	260	23.6	41	0
TOTALS		11	260	23.6	41	0



THE PLAYERS

THE PLAYERS



#92
DL

NOAH CURTIS
H: 6'6"
W: 302 LBS
DOB: 1998-10-24
COLLEGE: KEISER UNIVERSITY
BORN: RIVIERA BEACH, FL CFL EXP (W/ EDM): 2 (2)
ACQUIRED: DRAFTED BY EDM - 23

✕ @Showtime_Noah90 @showtime_noah90



THE PROS

- In his rookie season, Curtis recorded 23 defensive tackles and two sacks in 18 games with the Green and Gold.
- Selected in the fourth round (28th overall) by the Edmonton Elks in 2023.

COLLEGE

- Became the first Keiser football player to be drafted by a professional team.
- The six-foot-six senior notched 13 solo tackles, 4.5 tackles-for-loss, and 1.5 sacks at Keiser University.
- At Keiser, he was named to the All-Sun Conference first team on the defensive line in 2022.

HAVE YOU HERD


- He was selected to participate in WWE tryouts at Summerslam 2022 in Nashville.

CAREER HIGHS

Tackles	3	3x, last: 10/21/23 @ WPG
Sacks	1	2x, last: 09/04/23 @ CGY
INTs	--	--
FFs	--	--
FRs	--	--

CAREER STATS

YEAR	TEAM	GP	DT	ST	TT	INT	QS	FF	FR	TD
2023	EDM	18	23	0	23	0	2	0	0	0
TOTALS		18	23	0	23	0	2	0	0	0



#12
QB

JARRET DOEGE *(pronounced day-gee)*
H: 6'2"
W: 208 LBS
DOB: 1997-12-05
COLLEGE: TROY
BORN: LUBBOCK, TX CFL EXP (W/ EDM): 2 (2)
ACQUIRED: FA - 04/03/23

✕ @DoegeJarret @teachmehowtodoege

THE PROS

- In his first CFL season, Doege suited up in 16 games, including one start with Elks in 2023. He threw for 587 yards, four touchdowns and four interceptions.
- His first pro start came in Week 4 against the Ottawa Redblacks.

COLLEGE

- Doege played his senior year at Troy University (2022), passing for 575 yards and five touchdowns in seven games for the Trojans.
- At West Virginia (2019-21) he threw for 6,453 yards and 40 touchdowns, while being named to the Academic All-Big 12 First Team, All-Big 12 Second Team, All-Big 12 Fourth Team in 2020.

HAVE YOU HERD

- Jarret's older brother Seth appeared in four games for the Saskatchewan Roughriders in 2014.

CAREER HIGHS

Pass Attempts	33	06/30/23 @ OTT
Completions	19	06/30/23 @ OTT
Passing Yards	223	06/30/23 @ OTT
Yards/Attempt	14.8	06/25/23 vs. TOR
Passing Long	84	06/25/23 vs. TOR
Passing TDs	2	06/25/23 vs. TOR
Completions %	81.8	06/25/23 vs. TOR
Passer Rating	157.4	06/25/23 vs. TOR
Rushing Attempts	4	06/30/23 @ OTT
Rushing Yards	14	06/30/23 @ OTT
Rushing Long	6	06/30/23 @ OTT
Rushing TDs	--	--
Offensive TDs	2	06/25/23 vs. TOR

CAREER STATS (REG. SEASON)

		W/L RECORD		PASSING					RUSHING							
YEAR	TEAM	GP	W	L	ATT	COMP	PCT	YDS	LG	INT	TD	NO	YDS	AVG	LG	TD
2023	EDM	16	0	1	65	42	64.6	587	84	4	4	7	18	2.6	6	0
TOTALS		16	0	1	65	42	64.6	587	84	4	4	7	18	2.6	6	0



THE PLAYERS

THE PLAYERS



#18

K

DEAN FAITHFULL

H: 6'2" DOB: 1987-05-23
W: 207 LBS COLLEGE: COLORADO STATE PUEBLO
BORN: HAMPSHIRE, ENGLAND CFL EXP (W/ EDM): 2 (2)
ACQUIRED: DRAFTED (GLOBAL) BY EDM - 23

X @FaithfullDean @dean.faithfull

THE PROS

- In his rookie season, Faithfull appeared in all 18 games. He made 23 of 29 field goals and converted 35 extra points. He also had 61 kickoffs for 3,534 yards.
- The native of Great Britain was selected second overall in the 2023 Global Draft.

COLLEGE

- He played a season of NCAA Division II football at Colorado State University Pueblo in 2021.
- The six-foot-two Faithfull previously played four seasons of NCAA Division II soccer at Florida Tech University.

HAVE YOU HERD


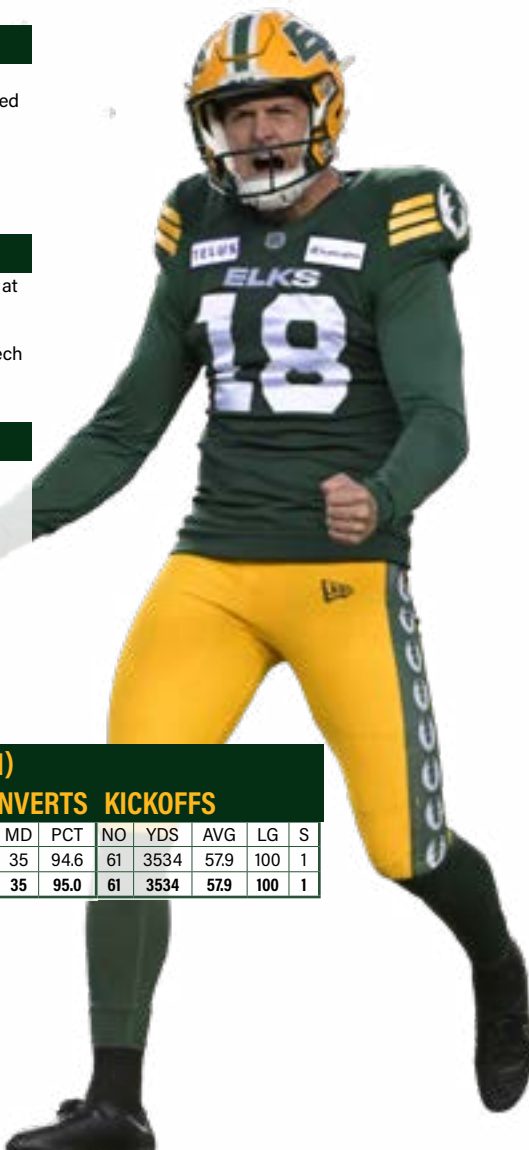
- Dean has lived and played soccer in Australia, Trinidad and Tobago, Costa Rica, Belgium, USA, and of course, England.
- He has his own kicking company, Gameday Kicking, teaching young athletes how to kick and providing guidance on obtaining football scholarships.
- His favourite music artist is Charlie Pride.

CAREER STATS (REG. SEASON)

FIELD GOALS

CONVERTS KICKOFFS

YEAR	TEAM	GP	ATT	MD	PCT	LG	S	ATT	MD	PCT	NO	YDS	AVG	LG	S
2023	EDM	18	29	23	79.3	46	3	37	35	94.6	61	3534	57.9	100	1
TOTALS		18	29	23	79.3	46	3	37	35	95.0	61	3534	57.9	100	1



#82

WR

VINCENT FORBES-MOMBLEAU

H: 5'10" DOB: 1998-07-29
W: 195 LBS COLLEGE: LAVAL
BORN: QUEBEC, QC CFL EXP (W/ EDM): 3 (3)
ACQUIRED: FA - 07/18/22

X @Vincefm14Forbes @vincefm14

THE PROS

- In his second season with the Double E, he had 15 receptions for 203 yards and two touchdowns in 18 regular season games.
- Drafted by Montreal in the third round, 24th overall in 2022.

COLLEGE

- Spent four seasons at Laval where he was voted the RSEQ rookie of the year in 2018.

HAVE YOU HERD

- Has more than 50 plus tatoos.
- Loves skiing in Quebec.
- Favourite actor is Denzel Washington.

CAREER HIGHS

Receptions	4	06/30/23 @ OTT
Receiving Yards	86	06/25/23 vs. TOR
Receiving Long	84	06/25/23 vs. TOR
Receiving TDs	2	06/25/23 vs. TOR

CAREER STATS (REG. SEASON)

YEAR	TEAM	GP	NO	YDS	AVG	LG	TD
2022	EDM	4	5	92	18.4	34	0
2023	EDM	18	15	203	13.5	84	2
TOTALS		22	20	295	14.8	84	2



THE PLAYERS

THE PLAYERS



#2
TRE FORD
QB

H: 6'1"
W: 185 LBS
DOB: 1998-03-30
COLLEGE: WATERLOO
BORN: NIAGARA FALLS, ON CFL EXP (W/ EDM): 3 (3)
ACQUIRED: DRAFTED BY EDM - 22

THE PROS

- In 2023, Tre Ford was named the Elks Most Outstanding Player, becoming the first Canadian to receive that honour since Blake Marshall in 1991. Ford also earned unanimous selection as Most Outstanding Canadian.
- In his second season with the Elks, Ford went 4-6 as a starter after taking over the starter's role in Week 10.
- The Waterloo product completed 153-227 passes (67.4%) for 2,069 yards and 12 touchdowns, while rushing for 622 yards on 66 attempts (9.4 avg.) and three touchdowns.
- Received the 2022 Niagara Falls Sportsperson of the Year award following his rookie season in the CFL.
- Appeared in 10 games (three starts) in his rookie season. Won his first start, against the Hamilton Tiger-Cats on July 1, 2022, when he became the first Canadian quarterback to start a game for the Green and Gold since 1968.
- Selected 8th overall in the 2022 CFL Draft, becoming the highest quarterback taken in the first round since 1980, when Sheldon Paris went 7th overall to the Calgary Stampeders.

X @treford_1 @tre_ford1



CAREER HIGHS

Pass Attempts	36	10/21/22 vs. BC
Completions	22	10/21/22 vs. BC
Passing Yards	317	08/27/23 vs. OTT
Yards/Attempt	17.6	08/27/23 vs. OTT
Passing Long	77	10/21/23 @ WPG
Passing TDs	2	3x, last: 10/14/23 vs. MTL
Completions %	83.3	08/27/23 vs. OTT
Passer Rating	158.3	08/27/23 vs. OTT
Rushing Attempts	11	09/04/23 @ CGY
Rushing Yards	135	09/04/23 @ CGY
Rushing Long	40	09/04/23 @ CGY
Rushing TDs	1	3x, last: 09/15/23 @ SSK
Offensive TDs	2	3x, last: 10/14/23 vs. MTL

COLLEGE

- At Waterloo in 2021, he became the first Black quarterback to win the Hec Creighton Award, recognizing the most outstanding player in U Sports football; while also winning the OUA Most Outstanding Player Award, and being named an All-Canadian and First-Team OUA All-Star.

HAVE YOU HERD

- Tre Ford's brother, Tyrell Ford, also played at the University of Waterloo and was drafted five picks after Tre, 13th overall by the Winnipeg Blue Bombers in 2022.

CAREER STATS (REG. SEASON)

YEAR	TEAM	GP	W/L RECORD				PASSING				RUSHING					
			W	L	ATT	COMP	PCT	YDS	LG	INT	TD	NO	YDS	AVG	LG	TD
2022	EDM	10	1	2	69	40	58.0	461	46	5	2	19	149	7.8	28	0
2023	EDM	16	4	6	227	153	67.4	2069	77	6	12	66	622	9.4	40	3
TOTALS		26	5	8	296	193	65.2	2530	77	11	14	85	771	9.1	40	3



#68
DAVID FOUCAULT
OL

H: 6'7"
W: 323 LBS
DOB: 1989-02-07
COLLEGE: MONTREAL
BORN: LASALLE, QC CFL EXP (W/ EDM): 7 (3)
ACQUIRED: FA - 01/03/22 (extended 11/07/22)

THE PROS

- The six-foot-seven lineman started in 17 games for the Green and Gold in 2023.
- Signed as a free agent by the Carolina Panthers in 2014, spending the next three seasons with the Panthers, appearing in a total of five NFL games.
- Has also spent time with the B.C. Lions and Montreal Alouettes.
- 2014 first round pick of the Montreal Alouettes.

X @ @fouco89

COLLEGE

- Played four seasons with the Montreal Carabins.

HAVE YOU HERD

- Big fan of multimedia and has a degree in industrial design.
- Passionate about the stock market.
- Has volunteered with Jeunesse au Soleil for nearly 20 years.

CAREER STATS REG. SEASON

YEAR	TEAM	GP
2017	BC	15
2018	BC	18
2019	BC	18
2021	MTL	13
2022	EDM	18
2023	EDM	17
TOTALS		99

CAREER STATS PLAYOFFS

YEAR	TEAM	GP
2017	BC	--
2018	BC	1
2019	BC	--
2021	MTL	1
2022	EDM	--
2023	EDM	--
TOTALS		2



THE PLAYERS


THE PLAYERS




#19
WR

KURLEIGH GITTENS JR. (pronounced Curly)

H: 5'11" DOB: 1997-09-20
W: 191 LBS COLLEGE: WILFRID LAURIER
BORN: OTTAWA, ON CFL EXP (W/ EDM): 5 (1)
ACQUIRED: TRADED - TOR - 01/15/24



#5
DB

KAI GRAY

H: 6'1" DOB: 1997-08-15
W: 215 LBS COLLEGE: LINCOLN UNIVERSITY
BORN: NEWARK, NJ CFL EXP (W/ EDM): 2 (2)
ACQUIRED: FA - 01/09/23

X @KurleighG @kurleighjr

X @CampaignKJG_5 @campaignkkg_7

THE PROS

- Named the Elks' Most Outstanding Rookie in 2023.
- One of only two rookies to start in all 18 games for the Green and Gold.
- Gray finished third on the team in total tackles with 56, while adding two interceptions, including a 56-yard pick six against the BC Lions on Sept. 22.
- West Division nominee for the CFL's Most Outstanding Rookie Award.

COLLEGE

- Gray played at Lincoln University (2022), where he recorded 50 defensive tackles, four forced fumbles and seven pass deflections.
- Prior to joining Lincoln University, the New Jersey native appeared in 11 games for Sam Houston State in 2019 and spent two seasons (2016-2017) at Rutgers, totalling 73 tackles and three interceptions in 20 games.

HAVE YOU HERD

- Kai is a father of two, daughter Skylar and son Kaine.
- He's a proud owner of a pitbill and is a certified personal trainer.
- Also known as KJ.

CAREER HIGHS

Tackles	8	09/04/23 @ CGY
Sacks	--	--
INTs	1	2x, last: 09/22/23 vs. BC
FFs	--	--
FRs	--	--

CAREER STATS

YEAR	TEAM	GP	DT	ST	TT	INT	QS	FF	FR	TD
2023	EDM	18	54	2	56	2	0	0	0	1
TOTALS		18	54	2	56	2	0	0	0	1



THE PROS

- Gittens Jr. is in his first season with the Edmonton Elks after being acquired from the Toronto Argonauts in January 2024.
- The Canadian receiver has recorded 167 receptions for 2,132 yards and 10 touchdowns in 54 career CFL games.
- Grey Cup champion in 2022 with the Argos.
- In 2022, the Ottawa, Ont., native was named a CFL All-Star for the first time in his career after reaching 1,101 yards receiving and finishing first in the league in YAC (Yards After Catch) with 483.
- He was runner-up for the Most Outstanding Canadian award in 2022, with former BC Lions quarterback Nathan Rourke.
- Drafted by the Argos in the third round (23rd overall) of the 2019 CFL Draft.

COLLEGE

- Collegiately, he spent four seasons with the Wilfrid Laurier Golden Hawks (2015-18).
- 2018 OUA Men's Football First Team All-Star.
- 2017 OUA Men's Football Most Valuable Player.
- 2016 Men's Football OUA Champions.

HAVE YOU HERD

- Kurleigh was born in Guyana.
- He is the oldest of eleven siblings.
- Dez Bryant is his favourite football player.

CAREER STATS (REG. SEASON) CAREER HIGHS

YEAR	TEAM	GP	NO	YDS	AVG	LG	TD
2019	TOR	13	1	10	10.0	10	0
2021	TOR	13	50	605	12.1	45	4
2022	TOR	18	81	1101	13.6	70	5
2023	TOR	10	35	416	11.9	42	1
TOTALS		54	167	2132	12.8	70	10

Receptions	8	3x, last: 09/10/22 @ OTT
Receiving Yards	161	09/10/22 @ OTT
Receiving Long	70	07/24/22 @ SSK
Receiving TDs	1	10x, last: 07/21/23 @ HAM

(PLAYOFFS)


YEAR	TEAM	GP	NO	YDS	AVG	LG	TD
2019	TOR	--	--	--	--	--	--
2021	TOR	1	4	74	18.5	36	0
2022	TOR	1	9	97	10.8	31	1
2023	TOR	--	--	--	--	--	--
TOTALS		2	13	171	13.2	36	1

(GREY CUP)


GP	NO	YDS	AVG	LG	TD
--	--	--	--	--	--
1	0	0	0.0	0	0
--	--	--	--	--	--
1	0	0	0.0	0	0

THE PLAYERS

THE PLAYERS

#27
TANNER GREEN
H: 6'3" W: 235 LBS
DOB: 1993-03-03 COLLEGE: CONCORDIA
BORN: LACOMBE, AB CFL EXP (W/ EDM): 6 (6)
ACQUIRED: DRAFTED BY EDM - 18
FB



#59
PHILLIP GROHOVAC
H: 6'5" W: 305 LBS
DOB: 2000-07-16 COLLEGE: WESTERN
BORN: VICTORIA, BC CFL EXP (W/ EDM): 2 (2)
ACQUIRED: DRAFTED BY EDM - 23
OL



X @tannergreen

THE PROS

- Is the longest serving member of the Edmonton Elks (2018-19, 2021-24).
- Appeared in 12 games in 2023, where he totalled 14 special teams tackles.
- Led the Elks in special teams tackles with 12 in 2022 and was second on the team in 2021 with 15 special teams' tackles.
- Drafted 32nd overall by Edmonton in the 2018 CFL draft.

COLLEGE

- Played for the Concordia Stingers from 2016 to 2017, playing in 12 games.

HAVE YOU HERD

- Green is the Director and Head coach of the School of Football at the Dome Red Deer, a multi sport facility that specializes in long-term athletic development, as well as a strength and conditioning coach.

CAREER STATS (REGULAR SEASON)

RUSHING								RECEIVING				TACKLES				
YEAR	TEAM	GP	NO	YDS	AVG	LG	TD	NO	YDS	AVG	LG	TD	DT	ST	TT	FF
2018	EDM	8	0	0	0	0	0	0	0	0	0	0	0	7	7	0
2019	EDM	12	0	0	0	0	0	3	33	11.0	11	0	0	12	12	1
2021	EDM	12	0	0	0	0	0	2	11	5.5	6	1	0	15	15	0
2022	EDM	15	0	0	0	0	0	4	49	12.3	17	1	0	12	12	0
2023	EDM	12	0	0	0	0	0	0	0	0	0	0	0	14	14	0
TOTALS		59	0	0	0	0	0	9	93	10.3	17	2	0	60	60	1

CAREER STATS PLAYOFFS

YEAR	TEAM	GP	DT	ST	TT
2019	EDM	2	0	3	3
TOTALS		2	0	3	3

CAREER HIGHS

Rushing Attempts	--	--
Receptions	1	9x, last: 09/10/22 vs. CGY
Receiving Yards	17	09/10/22 vs. CGY
Receiving Long	17	09/10/22 vs. CGY
Receiving TDs	1	09/10/22 vs. CGY
Offensive TDs	1	2x, last: 09/10/22 vs. CGY
Tackles	4	09/09/23 vs. CGY
Sacks	--	--
INTs	--	--
FFs	1	08/03/19 @ CGY
FRs	--	--

THE PROS

- In his rookie season, Grohovac suited up in 11 games for the Green and Gold, making his pro debut in Week 1 against the Saskatchewan Roughriders and getting his first start in Week 5 in Saskatchewan.
- He was selected 20th overall by Edmonton in the 2023 CFL Draft.

COLLEGE

- He suited up in 23 career games for the University of Western Ontario, helping the Mustangs capture the Vanier Cup in 2021.

HAVE YOU HERD

- In his free time he likes to golf and play spikeball.

CAREER STATS REG. SEASON


YEAR	TEAM	GP
2023	EDM	11
TOTALS		11



X @phil.grohovac

THE PLAYERS


THE PLAYERS



#20
DB

SCOTT HUTTER
H: 6'0"
W: 195 LBS
DOB: 1997-08-11
COLLEGE: WILFRID LAURIER
BORN: LONDON, ON
CFL EXP (W/ EDM): 5 (5)
ACQUIRED: DRAFTED BY EDM - 19

X @scotthutter20 @scotthutter20



#62
OL

MARTEZ IVEY
H: 6'6"
W: 335 LBS
DOB: 1995-07-25
COLLEGE: FLORIDA
BORN: AOPKA, FL
CFL EXP (W/ EDM): 4 (3)
ACQUIRED: TRADE - TOR - 06/05/22

X @tezivey @tezivey73

THE PROS

- In his fourth year with the Elks, Hutter suited up in 16 games in 2023, compiling four defensive tackles and 17 special teams tackles.
- Named the Elks Most Outstanding Special Teams player in 2023.
- In 2022, he led the Double E in tackles with 66.
- Drafted 50th overall in the 2019 CFL Draft.

COLLEGE

- At Wilfrid Laurier, he was named a OUA Second-Team All-Star in 2018.

HAVE YOU HERD

- Hutter's top three songs to get pumped up on game day are "It's a Long Way to the Top" by AC/DC, "Run This Town" by Jay-Z, and "I'm a Boss" by Meek Mill.
- Superstition is to put his socks on left to right and his shoes on right to left.
- Scott's dad has a PHD in Physics.

CAREER HIGHS

Tackles	10	2x, last: 08/27/22 vs. OTT
Sacks	--	--
INTs	--	--
FFs	1	07/01/22 @ HAM
FRs	1	2x, last: 07/14/22 @ MTL

CAREER STATS (REGULAR SEASON)

YEAR	TEAM	GP	DT	ST	TT	INT	QS	FF	FR	TD
2019	EDM	8	0	11	11	0	0	0	0	0
2021	EDM	7	0	5	5	0	0	0	0	0
2022	EDM	18	57	9	66	0	0	1	2	0
2023	EDM	16	4	17	21	0	0	0	0	0
TOTALS		49	61	42	103	0	0	1	2	0

THE PROS

- In his second season with the Double E, Ivey started 15 games at right tackle in 2023, matching his starting totals from 2022.
- Named the Elks Most Outstanding Lineman in 2023.
- In 2022, made his Elks debut in Week 3 against the Calgary Stampeders.
- Made his CFL debut on Nov. 16, 2021, against the Edmonton Elks.

COLLEGE

- Played four seasons (2015-19) of NCAA football for the Florida Gators, appearing in 49 games with 44 starts.
- Selected to the SEC All-Freshman Team in 2015 and named Second Team All-SEC both as a junior (2017) and senior (2018).

HAVE YOU HERD

- Dreams of becoming a pro pickleball player.
- Enjoys bass fishing.
- Martez has a twin brother.

CAREER STATS REG. SEASON

YEAR	TEAM	GP
2021	TOR	1
2022	EDM	15
2023	EDM	15
TOTALS		31


PLAYOFFS

YEAR	TEAM	GP
2021	TOR	1
TOTALS		1

THE PLAYERS

THE PLAYERS



#64
OL

TOMAS JACK-KURDYLA *(pronounced Toe-mas Jack-KUR-dee-la)*
H: 6'4" **DOB: 1996-02-27**
W: 300 LBS **COLLEGE: BUFFALO**
BORN: MONTREAL, QC **CFL EXP (W/ EDM): 4 (4)**
ACQUIRED: DRAFTED BY EDM - 20 *(extended 01/24/24)*

X @LastStringQB @tomthefiretruck

THE PROS

- Jack-Kurdyla has played 42 games for Edmonton since being drafted by the Elks fourth overall in 2020.
- He started a career high 18 games at right guard for the Green and Gold in 2023 and was named to the CFL/Pro Football Focus (PFF) Honour Roll as the highest-graded offensive lineman in Week 11.
- In 2021, made his first CFL start in Week 7 against the Winnipeg Blue Bombers.

COLLEGE


- Played four seasons at the University of Buffalo (2016-19), appearing in 48 games (40 starts) at guard.

HAVE YOU HERD

- His favourite TV show is The Office.
- He has a Master's in education research.
- Loves going to the theatre and swimming.

CAREER STATS REG. SEASON

YEAR	TEAM	GP
2021	EDM	13
2022	EDM	11
2023	EDM	18
TOTALS		42

#9
P

JAKE JULIEN
H: 6'2" **DOB: 1998-11-10**
W: 217 LBS **COLLEGE: EASTERN MICHIGAN**
BORN: BARRIE, ON **CFL EXP (W/ EDM): 2 (2)**
ACQUIRED: FA - 06/03/23

X @jakejulien @jakerzzzzzz

THE PROS

- In his rookie season, Julien appeared in all 18 regular season games. He punted 121 times for 5,491 yards (45.4 per punt).
- Drafted by the Ottawa Redblacks in the fourth round of the 2021 CFL Draft.
- The Ontario native signed as an undrafted free agent with the New England Patriots in 2022, suiting up for one preseason game.

COLLEGE

- Julien played five seasons (2017-2021) at Eastern Michigan, where he punted 221 times for 9,726 yards (44.0 per punt) in 54 games for the Eagles.

HAVE YOU HERD

- In his spare time he likes to fish and golf.
- He has a two-year old pitbull named Diesel.

CAREER HIGHS

Points	3	07/06/23 @ SSK
Punts	10	06/17/23 @ BC
Punt Yards	469	07/06/23 @ SSK
Punt Long	85	07/06/23 @ SSK
Average	55.6	09/04/23 @ CGY


CAREER STATS PUNTING (REG.) SEASON

YEAR	TEAM	GP	NO	YDS	AVG	LG	S
2023	EDM	18	121	5491	45.4	85	9
TOTALS		18	121	5491	45.4	85	9



THE PLAYERS

THE PLAYERS



#65
OL

MARK KORTE
H: 6'2"
W: 293 LBS
DOB: 1996-08-02
COLLEGE: ALBERTA
BORN: SPRUCE GROVE, AB CFL EXP (W/ EDM): 6 (3)
ACQUIRED: FA - 02/08/22 (extended 09/12/23)

THE PROS

- Korte has played in 35 games for Edmonton since signing as a free-agent in the 2022 offseason.
- Earned unanimous selection for the Elks Most Outstanding Offensive Lineman in 2022.
- The University of Alberta product began his CFL career with the Ottawa Redblacks after being drafted fourth overall in 2018. He suited up for 48 games with the Redblacks from 2018 to 2021.

COLLEGE

- Played over four seasons at the University of Alberta (2014-17).
- Korte evolved into one of the nation's top lineman.
- Canada West's Most Outstanding Lineman in 2017 with the Golden Bears.

HAVE YOU HERD

- Mark has a yellow lab named Tucker, he is two-years old and always makes him smile.
- Mark's dad, Brent Korte, was drafted by Edmonton in 1989.

CAREER STATS

REG. SEASON

YEAR	TEAM	GP
2018	OTT	17
2019	OTT	18
2021	OTT	13
2022	EDM	17
2023	EDM	18
TOTALS		83


PLAYOFFS

YEAR	TEAM	GP
2018	OTT	1
TOTALS		1

GREY CUP

YEAR	TEAM	GP
2018	OTT	1
TOTALS		1

X @markDkorte @jurassic_mark_

#22
RB

JAVON LEAKE
H: 6'0"
W: 205 LBS
DOB: 1998-08-01
COLLEGE: MARYLAND
BORN: GREENSBORO, NC CFL EXP (W/ EDM): 3 (1)
ACQUIRED: FA - 02/13/24

THE PROS

- Named the CFL's Most Outstanding Special Teams Player in 2023 and earned his first CFL All-Star selection.
- Leake's four punt return touchdowns led the CFL in 2023, while recording 1,216 punt return yards to lead the league for the third highest total in CFL history.
- He has played 25 career CFL games all with the Toronto Argonauts, winning the Grey Cup in 2022.
- Had NFL stops with the Detroit Lions (2021), Washington Commanders and New York Giants in 2020.

COLLEGE

- Spent three years at the University of Maryland, rushing for 1,144 yards and 17 touchdowns while recording 1,487 yards and three touchdowns on kick returns in 33 career games for the Terps.
- In 2019, he was a First Team All-Big Ten selection and was named Big Ten return specialist of the year.

HAVE YOU HERD

- In his spare time Javon makes music.
- Confirmed, he is a new Edmonton Oilers fan.

X @ny_king20 @jleake20



KICK RETURNS **PUNT RETURNS**

YEAR	TEAM	GP	NO	YDS	AVG	LG	TD	NO	YDS	AVG	LG	TD
2022	TOR	8	22	504	22.9	50	0	22	186	8.5	17	0
2023	TOR	17	38	793	20.9	41	0	81	1216	15.0	91	4
TOTALS		25	60	1297	21.6	50	0	103	1402	13.6	91	4

CAREER STATS (PLAYOFFS)

KICKOFF RETURNS **PUNT RETURNS**

YEAR	TEAM	GP	NO	YDS	AVG	LG	TD	NO	YDS	AVG	LG	TD
2022	TOR	1	2	47	23.5	31	0	2	24	12.0	12	0
2023	TOR	1	3	57	19.0	27	0	4	42	10.5	20	0
TOTALS		2	5	104	20.8	31	0	6	66	11.0	20	0

GREY CUP

KICKOFF RETURNS **PUNT RETURNS**

YEAR	TEAM	GP	NO	YDS	AVG	LG	TD	NO	YDS	AVG	LG	TD
2022	TOR	1	4	80	20.0	23	0	6	116	19.3	44	0
TOTALS		1	4	80	20.0	23	0	6	116	19.3	44	0


THE PLAYERS

THE PLAYERS




#87
WR

EUGENE LEWIS
H: 6'1"
W: 208 LBS
DOB: 1993-04-20
COLLEGE: OKLAHOMA
BORN: NORRISTOWN, PA
CFL EXP (W/ EDM): 7 (2)
ACQUIRED: FA - 02/14/23



#8
DB

MARCUS LEWIS
H: 6'1"
W: 196 LBS
DOB: 1996-07-29
COLLEGE: MARYLAND
BORN: WASHINGTON, DC
CFL EXP (W/ EDM): 3 (2)
ACQUIRED: FA - 06/19/23

THE PROS

- In his first season in Edmonton, Geno played 12 games, recording 48 receptions for 844 yards and three touchdowns.
- He was awarded the Terry Evanshen Trophy as the CFL East Division's Most Outstanding Player in 2022.
- A two-time CFL All-Star (2021, 2022).

COLLEGE

- Lewis played three seasons at Penn State before transferring to Oklahoma for his senior season in 2016, totalling 122 passes for 1,569 yards and 10 touchdowns in his NCAA Division 1 football career.

HAVE YOU HERD

- Geno's dad, Eugene Lewis Sr. was drafted in the second round by the Utah Jazz in the 1989 NBA Draft. His sister Alexis scored 2,300 points in high school, and played at Iona College and Seton Hall, as well as overseas in Spain and Puerto Rico.
- He loves aquariums, zoos, and cooking, with his top-notch dish being chicken and shrimp alfredo.

CAREER HIGHS

Receptions	10	08/17/19 @ CGY
Receiving Yards	158	10/21/23 @ WPG
Receiving Long	102	06/11/23 vs. SSK
Receiving TDs	2	5x, last: 09/23/22 vs. HAM

CAREER STATS (REG. SEASON) (PLAYOFFS)

YEAR	TEAM	GP	NO	YDS	AVG	LG	TD	GP	NO	YDS	AVG	LG	TD
2017	MTL	2	7	120	17.1	38	0	--	--	--	--	--	--
2018	MTL	18	44	827	18.8	75	4	--	--	--	--	--	--
2019	MTL	18	72	1133	15.7	97	5	1	4	48	12.0	28	0
2021	MTL	13	62	964	15.5	58	9	1	6	127	21.2	46	1
2022	MTL	17	91	1303	14.3	55	10	2	12	181	15.1	33	0
2023	EDM	12	48	844	17.6	102	3	--	--	--	--	--	--
TOTALS		80	324	5191	16.0	102	31	4	22	356	16.2	46	1

X @GENOALLDAY7 @nogramgeno



X @Marclewww @marclewww



THE PROS

- Lewis had 34 tackles and four interceptions in 13 games for the Elks in 2023.
- In 2022, Lewis appeared in six games for the Philadelphia Stars of the USFL, recording 13.5 tackles.
- He played four games for the Ottawa Redblacks in 2021, recording nine total tackles.

COLLEGE

- Collegiately Lewis played two seasons with the University of Maryland (2018-19), racking up 44 total tackles, two interceptions, six pass breakups, and one fumble recovery in 15 games for the Terrapins.
- Lewis played his freshman and sophomore years with Florida State before transferring for his junior year.

HAVE YOU HERD

- Too cool to participate...

CAREER HIGHS


Tackles	5	08/10/23 vs. WPG
Sacks	--	--
INTs	1	4x, last: 09/15/23 @ SSK
FFs	--	--
FRs	--	--

CAREER STATS (REGULAR SEASON)

YEAR	TEAM	GP	DT	ST	TT	INT	QS	FF	FR	TD
2021	OTT	4	9	0	9	0	0	0	0	0
2023	EDM	13	34	0	34	4	0	0	0	0
TOTALS		17	43	0	43	4	0	0	0	0

THE PLAYERS

THE PLAYERS

#11
WR

HERGY MAYALA
(pronounced Her-GEE MY-alla)

H: 6'1" **DOB:** 1995-10-21
W: 208 LBS **COLLEGE:** CONNECTICUT

BORN: MONTREAL, QC **CFL EXP (W/ EDM):** 5 (1)
ACQUIRED: FA - 04/09/24

✕ @BigPlayHm

📷 @herymayala

THE PROS

- Hergy had a career high five touchdowns as a rookie in 2019 with the Calgary Stampeders.
- Drafted by the Stampeders in the first round (8th overall) of the 2019 CFL Draft.

COLLEGE

- Played four years at the University of Connecticut (2015-18).
- In 2017, he led UConn with 43 receptions for 615 yards and seven scores, including three 100-yard games.

HAVE YOU HERD


- Big basketball fan. His favourite team is the Toronto Raptors, and his top players are Kyrie Irving and Kevin Durant.
- Hergy is working towards his life insurance certificate.
- Loves playing Call of Duty.

CAREER HIGHS

Receptions	7	10/25/19 @ WPG
Receiving Yards	116	10/05/19 @ MTL
Receiving Long	69	07/21/22 @ OTT
Receiving TDs	2	2x, last: 10/25/19 @ WPG

CAREER STATS (REG. SEASON) (PLAYOFFS)

YEAR	TEAM	GP	NO	YDS	AVG	LG	TD	GP	NO	YDS	AVG	LG	TD
2019	CGY	16	38	562	14.8	68	5	1	1	9	9.0	9	0
2021	CGY	13	29	284	9.8	29	0	1	2	14	7.0	10	0
2022	MTL	18	33	409	12.4	69	2	1	0	0	0.0	0	0
2023	MTL	10	7	118	16.9	51	0	--	--	--	--	--	--
2023	HAM	2	0	0	0.0	0	0	1	0	0	0.0	0	0
TOTALS		59	107	1373	12.8	69	7	4	3	23	7.6	10	0



#93
DL

ROMEO MCKNIGHT

H: 6'4" **DOB:** 1998-03-25
W: 261 LBS **COLLEGE:** UNC CHARLOTTE

BORN: CRYSTAL LAKE, IL **CFL EXP (W/ EDM):** 2 (1)
ACQUIRED: FA - 12/15/23

✕ @RomeoMcKnight23 📷

THE PROS

- Played one season in the CFL with the Calgary Stampeders in 2022, appearing in four regular season games.
- He had a brief stint with the NFL's Cleveland Browns in 2021.

COLLEGE

- Named an All-Conference USA Honourable Mention in 2020 at UNC Charlotte.
- At Illinois State (2018-19), he totalled 111 total tackles, 15 sacks, five pass deflections and two forced fumbles in 26 career games for the Redbirds. In 2019, he was an All-Missouri Valley Football Conference First Team selection after leading the team in both sacks (12) and tackles-for-loss (16.5).

HAVE YOU HERD

- At Crystal Lake Central High School he played both defensive end and running back. He also competed in wrestling, where he won the Illinois Class 2A state championship at 220 pounds and earned All-America honors three years in a row.
- Cinamon Toast Crunch is his go to cereal.
- Avatar is his favourite movie.

CAREER HIGHS

Tackles	3	09/05/22 vs. EDM
Sacks	1	09/10/22 @ EDM
INTs	--	--
FFs	--	--
FRs	--	--

CAREER STATS (REGULAR SEASON)

YEAR	TEAM	GP	DT	ST	TT	INT	QS	FF	FR	TD
2022	CAL	4	7	0	7	0	1	0	0	0
TOTALS		4	7	0	7	0	1	0	0	0



THE PLAYERS

THE PLAYERS




#17
WR

DILLON MITCHELL
H: 6'1" W: 190 LBS
DOB: 1997-05-16 COLLEGE: OREGON
BORN: MEMPHIS, TN CFL EXP (W/ EDM): 3 (3)
ACQUIRED: FA - 07/29/22 (extended 10/24/22)

X @DMFM1_ @d.mitch1

THE PROS

- In his first full CFL season, the Oregon product had 37 receptions for 532 yards and four touchdowns last season.
- In 2022, Mitchell finished second on the team with four touchdowns, third in receiving yards with 637 and led the Elks in receptions over 30 yards with six.
- Selected 239th overall by the Minnesota Vikings in the 2019 NFL Draft.

COLLEGE

- Spent three seasons with the Oregon Ducks (2016-18).
- In 2018, Mitchell finished with 10 touchdowns, and a program single-season record 1,184 yards with the Ducks.
- Named Redbox Bowl Offensive MVP, AP Pac-12 All-Conference second team and Coaches Pac-12 All-Conference second team in 2018.

HAVE YOU HERD

- While attending Grade 8 at Memphis University School in Memphis, Tenn., Mitchell was coached by Green and Gold great Glen Rogers Jr.


CAREER HIGHS

Receptions	6	3x, last: 10/08/22 @ WPG
Receiving Yards	120	09/10/22 vs. CGY
Receiving Long	80	07/20/23 @ WPG
Receiving TDs	2	09/22/23 vs. BC

CAREER STATS

RECEIVING

YEAR	TEAM	GP	NO	YDS	AVG	LG	TD
2022	EDM	9	35	637	18.2	77	4
2023	EDM	18	37	532	14.4	80	4
TOTALS		27	72	1169	16.2	80	8

#3
WR

KYRAN MOORE
H: 5'10" W: 165 LBS
DOB: 1996-09-19 COLLEGE: AUSTIN PEAY
BORN: BESSEMER, AL CFL EXP (W/ EDM): 6 (2)
ACQUIRED: FA - 02/14/23 (extended 01/12/24)

X @moore_of_kyran @swervegott85

THE PROS

- In his first season with the Green and Gold, Moore suited up in all 18 regular season games in 2023, leading the CFL with 490 YAC (Yards After Catch) and was Edmonton's reception leader with 69 catches.

COLLEGE

- Moore played collegiately at Austin Peay from 2014 to 2017, suiting up for 34 games with the Governors.

HAVE YOU HERD

- Nicknamed "Swerve".
- Played mostly defense in his first two years at Austin Peay.

CAREER HIGHS

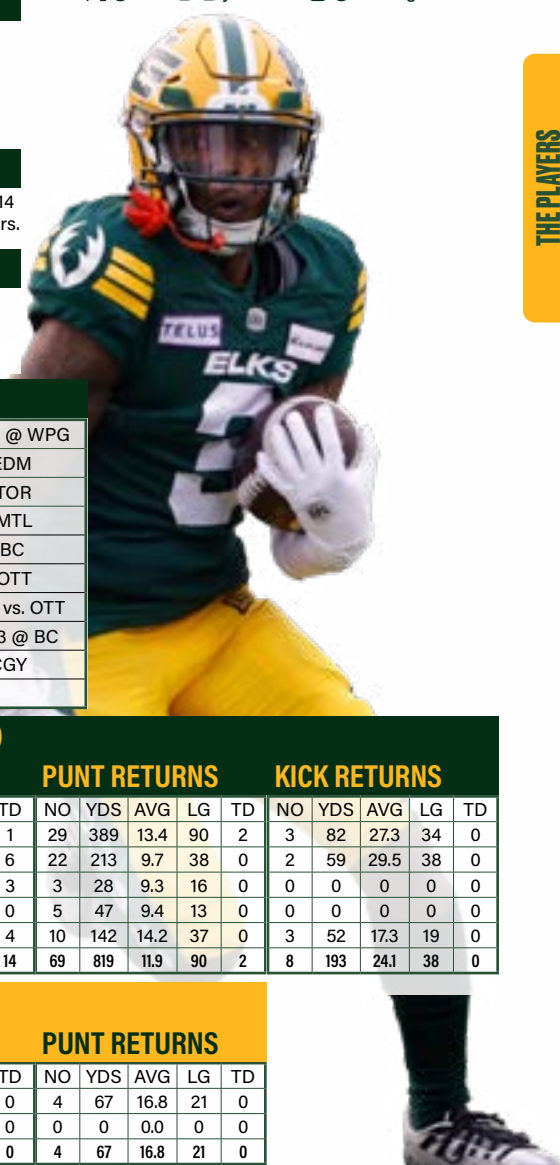
Receptions	10	3x, last: 09/30/22 @ WPG
Receiving Yards	159	10/26/19 @ EDM
Receiving Long	98	07/01/19 vs. TOR
Receiving TDs	2	10/14/23 vs. MTL
Punt Returns	7	07/27/19 @ BC
Punt Long	90	09/15/18 vs. OTT
Punt TDs	1	2x, last: 09/15/18 vs. OTT
Kick Returns	2	2x, last: 06/17/23 @ BC
Kickoff Long	38	10/11/19 @ CGY
Kickoff TDs	--	--

CAREER STATS (REG. SEASON)

RECEIVING								PUNT RETURNS					KICK RETURNS				
YEAR	TEAM	GP	NO	YDS	AVG	LG	TD	NO	YDS	AVG	LG	TD	NO	YDS	AVG	LG	TD
2018	SSK	10	32	475	14.8	42	1	29	389	13.4	90	2	3	82	27.3	34	0
2019	SSK	18	78	996	12.8	98	6	22	213	9.7	38	0	2	59	29.5	38	0
2021	SSK	11	64	585	9.1	33	3	3	28	9.3	16	0	0	0	0	0	0
2022	SSK	7	36	295	8.2	24	0	5	47	9.4	13	0	0	0	0	0	0
2023	EDM	18	69	743	10.8	70	4	10	142	14.2	37	0	3	52	17.3	19	0
TOTALS		64	279	3094	11.1	98	14	69	819	11.9	90	2	8	193	24.1	38	0

CAREER STATS (PLAYOFFS)

RECEIVING								PUNT RETURNS				
YEAR	TEAM	GP	NO	YDS	AVG	LG	TD	NO	YDS	AVG	LG	TD
2018	SSK	1	0	0	0.0	0	0	4	67	16.8	21	0
2019	SSK	1	9	119	13.2	22	0	0	0	0.0	0	0
TOTALS		2	9	119	13.2	22	0	4	67	16.8	21	0



THE PLAYERS

THE PLAYERS




#45
LB

NYLES MORGAN
H: 6'2"
W: 240 LBS
DOB: 1996-08-16
COLLEGE: NOTRE DAME
BORN: CHICAGO, IL
CFL EXP (W/ EDM): 4 (4)
ACQUIRED: FA - 07/01/21 (extended 01/26/23)

THE PROS

- Morgan finished with 107 defensive tackles, four sacks and one interception in 15 games last season.
- In 2023, he finished second in the CFL in defensive tackles with 107.
- Named the Elks' nominee for Most Outstanding Rookie in 2021.
- Led the Elks in tackles with 66 in 2021.
- In 2020, played five games with the Seattle Dragons of the XFL.

COLLEGE

- Notre Dame Defensive Newcomer of the Year in 2016.
- Had the eighth most tackles by a freshman at Notre Dame (47 in 2014).

HAVE YOU HERD

- Owner of Destined Athletics in Edmonton, a performance training facility designed to increase agility, mobility, and speed.
- In high school, Morgan was named Northwest Indiana Times Defensive Player of the Year as both a junior (2012) and senior (2013).


CAREER HIGHS

Tackles	12	09/22/23 vs. BC
Sacks	2	08/17/23 @ HAM
INTs	1	06/11/23 vs. SSK
FFs	1	2x, last: 08/06/22 @ BC
FRs	--	--

CAREER STATS (REG. SEASON)

YEAR	TEAM	GP	DT	ST	TT	INT	QS	FF	FR	TD
2021	EDM	13	66	6	72	0	1	1	0	0
2022	EDM	6	41	1	42	0	0	1	0	0
2023	EDM	15	107	0	107	1	4	0	0	0
TOTALS		34	214	7	221	1	5	2	0	0

✕ @nylesmorgan_5 📷 @nylesmorgan_5

#96
DL

J-MIN PELLEY
H: 6'5"
W: 330 LBS
DOB: 1998-03-23
COLLEGE: CALGARY
BORN: CALGARY, AB
CFL EXP (W/ EDM): 3 (3)
ACQUIRED: SUPPLEMENTAL DRAFT BY EDM - 22

THE PROS

- In his first two seasons with the Double E, the Calgary product has appeared in 25 games, totalling 19 defensive tackles.

COLLEGE

- Calgary product recorded 15 total tackles, four tackles for loss, 2.5 sacks and one knockdown with the Dinos in 2019.
- Playing in only seven games, Pelley was a Canada West All-Star, Second Team U Sports All-Canadian and a part of Calgary's Vanier Cup championship team in 2019.

HAVE YOU HERD

- Played high level hockey (AAA-AA) and basketball (Div 1 HS/Middleschool & AAU).
- Pelley has skateboarded for over a decade.
- Big gamer with his top games being Apex, Rocket League, and Skate.
- He has a Great Dane named Django.

CAREER HIGHS

Tackles	3	10/21/22 vs. BC
Sacks	--	--
INTs	--	--
FFs	--	--
FRs	--	--

CAREER STATS

YEAR	TEAM	GP	DT	ST	TT	INT	QS	FF	FR	TD
2022	EDM	16	11	0	11	0	0	0	0	0
2023	EDM	9	8	0	19	0	0	0	0	0
TOTALS		25	19	0	19	0	0	0	0	0

✕ @J_m_i_n 📷 @bigbabyjp



THE PLAYERS

THE PLAYERS



#6
DL

JACOB PLAMONDON

H: 6'3" DOB: 1998-11-06
W: 230 LBS COLLEGE: CALGARY
BORN: RED DEER, AB CFL EXP (W/ EDM): 3 (3)
ACQUIRED: DRAFTED BY EDM - 22



@jplamondon_

THE PROS

- In 2023, he played in all 18 games for the Elks, where he had eight special teams tackles.
- He made his CFL debut on July 25, 2022, against the Calgary Stampeders at McMahon Stadium, the home field for his university career with the Calgary Dinos.
- Drafted in the second round of the 2022 CFL Draft.

COLLEGE

- In four seasons (27 games) with the Calgary Dinos from 2017 to 2021, Plamondon recorded 39 total tackles, 13 tackles for loss, six sacks and one forced fumble.
- He was part of Calgary's 2019 Vanier Cup championship team.

HAVE YOU HERD

- He plays Dungeons and Dragons once every two weeks with a group of friends.
- Enjoys flying his drone.

CAREER HIGHS

Tackles	2	2x, last: 07/20/23 @ WPG
Sacks	--	--
INTs	--	--
FFs	--	--
FRs	--	--

CAREER STATS

YEAR	TEAM	GP	DT	ST	TT	INT	QS	FF	FR	TD
2022	EDM	14	0	2	2	0	0	0	0	0
2023	EDM	18	0	8	8	0	0	0	0	0
TOTALS		32	0	10	10	0	0	0	0	0



#0
DB

LOUCHEIZ PURIFOY

(pronounced lou-CHEZ Pure-uh-foye)

H: 5'11" DOB: 1992-12-16
W: 190 LBS COLLEGE: FLORIDA
BORN: CANTONMENT, FL CFL EXP (W/ EDM): 8 (2)
ACQUIRED: FA - 01/09/23 (extended 01/15/24)



@WalkingTurnover @walking_turnover

THE PROS

- Suited up in 15 games in 2023, registering 49 tackles, three interceptions and two pick sixes.
- CFL and West Division All-Star in 2022.
- Suited up in 11 games for the Indianapolis Colts in 2014.

COLLEGE

- Played his college ball at Florida (2011-13).
- Played defense and offense in college.

HAVE YOU HERD

- Has three beautiful kids.
- Runs out for pre-game intro wearing the mask of Pennywise the Clown, a character from the book "It" by Stephen King.

CAREER HIGHS

Tackles	9	09/08/18 @ WPG
Sacks	2	08/24/19 vs. OTT
INTs	2	2x, last: 06/25/23 vs. TOR
FFs	1	6x, last: 08/24/19 vs. OTT
FRs	1	6x, last: 07/21/22 vs. HAM

CAREER STATS

REGULAR SEASON

YEAR	TEAM	GP	DT	ST	TT	INT	QS	FF	FR	TD	NO	YDS	AVG	LG	TD
2016	BC	18	43	5	48	1	5	3	1	1	--	--	--	--	--
2017	BC	18	49	3	52	3	0	0	1	0	--	--	--	--	--
2018	OTT	7	29	0	29	1	0	1	0	0	14	320	22.9	34	0
2018	SSK	10	27	4	31	3	0	0	1	0	9	312	34.7	49	0
2019	SSK	18	41	6	47	3	2	1	1	0	49	1201	24.5	87	1
2021	SSK	12	39	3	42	2	0	0	1	0	6	138	23.0	31	0
2022	BC	18	55	9	64	3	1	0	1	0	13	264	20.3	35	0
2023	EDM	15	49	0	49	3	0	0	0	2	1	42	42.0	42	0
TOTALS		116	332	30	362	19	8	5	6	3	92	2277	24.8	87	1

CAREER STATS

PLAYOFFS

YEAR	TEAM	GP	DT	ST	TT	INT	QS	FF	FR	TD	NO	YDS	AVG	LG	TD
2016	BC	2	6	3	9	0	0	0	0	0	--	--	--	--	--
2017	BC	--	--	--	--	--	--	--	--	--	--	--	--	--	--
2018	OTT	--	--	--	--	--	--	--	--	--	--	--	--	--	--
2018	SSK	1	3	0	3	0	0	0	0	0	5	181	36.2	54	0
2019	SSK	1	2	0	2	0	0	0	0	0	1	14	14.0	14	0
2021	SSK	2	8	1	9	0	0	1	0	0	--	--	--	--	--
2022	BC	2	10	0	10	0	0	0	0	0	--	--	--	--	--
TOTALS		8	29	4	33	0	0	1	0	0	6	195	32.5	54	0

KICKOFF RETURNS

KICKOFF RETURNS

THE PLAYERS

THE PLAYERS






#60
OL

SHANE RICHARDS
H: 6'8" **DOB:** 1995-06-04
W: 325 LBS **COLLEGE:** OKLAHOMA STATE
BORN: KINGSTON, JAMAICA **CFL EXP (W/ EDM):** 5 (1)
ACQUIRED: FA - 04/09/24

X @sr4shane

@sr4shane



#40
LB

JOSIAH SCHAKEL *(pronounced Shackle)*
H: 6'1" **DOB:** 1999-01-19
W: 223 LBS **COLLEGE:** ALBERTA
BORN: SHERWOOD PARK, AB **CFL EXP (W/ EDM):** 3 (2)
ACQUIRED: FA - 06/26/23 *(extended 12/01/23)*

X @

@josiahschakel

THE PLAYERS



CAREER STATS REG. SEASON

YEAR	TEAM	GP
2019	TOR	8
2021	TOR	14
2022	TOR	16
2023	TOR	4
TOTALS		42

PLAYOFFS

YEAR	TEAM	GP
2021	TOR	1
2022	TOR	1
TOTALS		2

GREY CUP

YEAR	TEAM	GP
2022	TOR	1
TOTALS		1

THE PROS

- Grey Cup champion with the Toronto Argonauts in 2022.
- Selected first overall by the Argos in the 2019 CFL Draft.

COLLEGE

- He played three seasons of collegiate football at Oklahoma State from 2016-2018.
- 2018 Second-Team Academic All-Big 12 selection.

HAVE YOU HERD

- Born in Kingston, Jamaica. His family moved to Calgary and he attended Crescent Heights High School, where he was a three-time All-Star.
- Owner of 4cornerswingstop.com, a chicken wing company in Calgary.

THE PROS

- Schakel played in 15 games with the Green and Gold in 2023, where he made 15 special teams tackles.
- The Sherwood Park product made his CFL debut in 2022 with the Calgary Stampeders, suiting up for seven games.
- A 2022 second round (14th overall) draft pick by the Stampeders.

COLLEGE

- He had a standout career with the University of Alberta Golden Bears (2019-21).
- Schakel was named U Sports Defensive Player of the Year in 2021.

HAVE YOU HERD

- Enjoys ice cream dates with his wife and spending time with family and friends.
- Josiah likes to go mountain biking and hiking.

CAREER HIGHS

Tackles	3	08/17/23 @ HAM
Sacks	--	--
INTs	--	--
FFs	--	--
FRs	--	--

CAREER STATS (REGULAR SEASON)

YEAR	TEAM	GP	DT	ST	TT	INT	QS	FF	FR	TD
2022	CGY	7	1	0	1	0	0	0	0	0
2023	EDM	15	0	15	15	0	0	0	0	0
TOTALS		22	1	15	16	0	0	0	0	0



THE PLAYERS

#67 OL

HUNTER STEWARD

H: 6'6"
W: 315 LBS
BORN: CALGARY, AB
ACQUIRED: FA - 04/09/24

DOB: 1991-12-13
COLLEGE: LIBERTY UNIVERSITY
CFL EXP (W/ EDM): 10 (1)

X @BigStew67

@bigstew_67

THE PROS

- Steward has appeared in 124 career CFL games — including 99 as a starter.
- Selected sixth overall by the BC Lions in 2013.

COLLEGE

- Played at Liberty University in Virginia.

HAVE YOU HERD

- His favourite movie is Happy Gilmore.
- Big Greta Van Fleet fan.
- Started playing football in grade 11.

CAREER STATS

REG. SEASON

YEAR	TEAM	GP
2014	BC	7
2015	BC	3
2016	BC	18
2017	BC	16
2018	BC	14
2019	BC	17
2021	BC	14
2022	OTT	18
2023	OTT	17
TOTALS		124

PLAYOFFS

YEAR	TEAM	GP
2015	BC	1
2016	BC	2
2018	BC	1
TOTALS		4



#13 DB

JAKE TAYLOR

H: 6'2"
W: 215 LBS
BORN: BEAUMONT, AB
ACQUIRED: DRAFTED BY EDM - 23

DOB: 2000-12-01
COLLEGE: ALBERTA
CFL EXP (W/ EDM): 2 (2)

X @jakejtaylor89

@jake.jtaylor

THE PROS

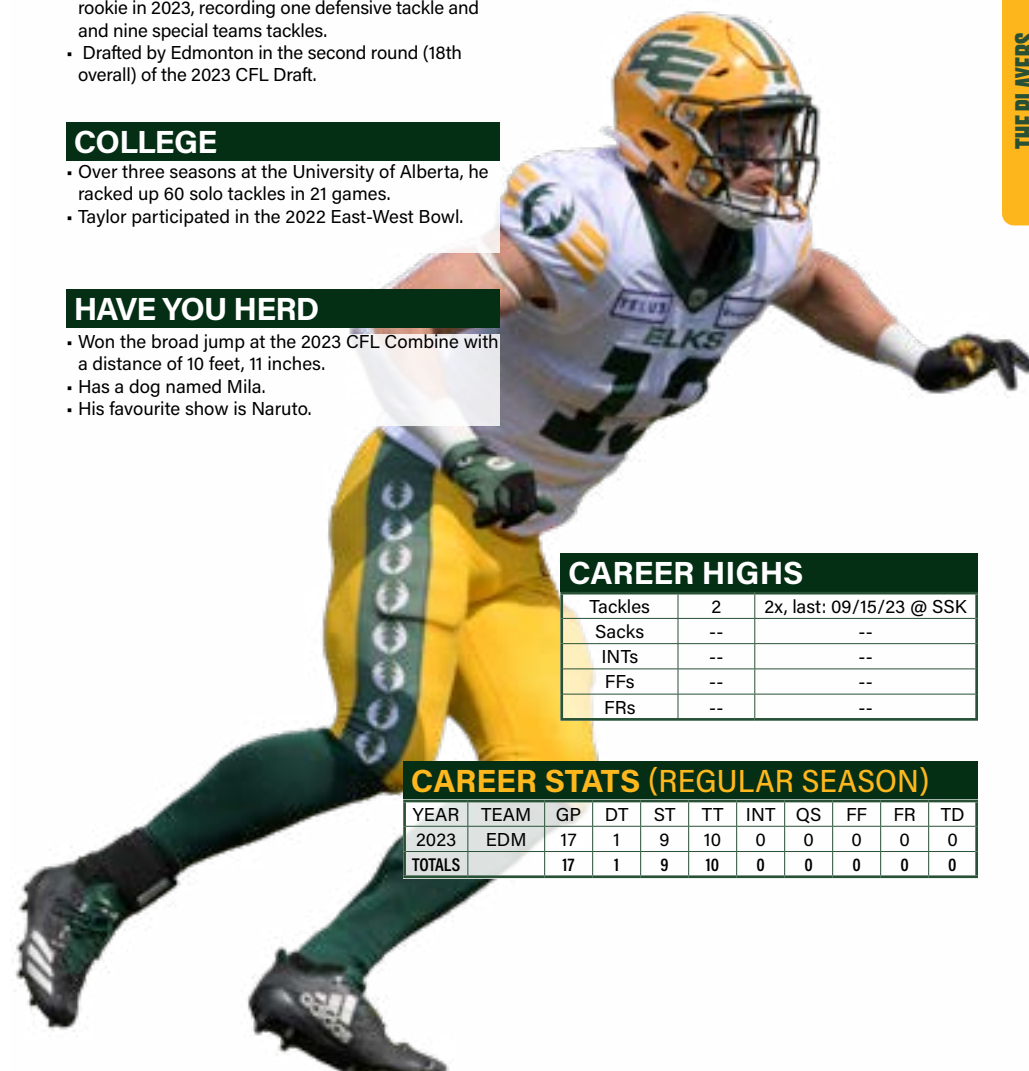
- The Beaumont product, appeared in 17 games as a rookie in 2023, recording one defensive tackle and nine special teams tackles.
- Drafted by Edmonton in the second round (18th overall) of the 2023 CFL Draft.

COLLEGE

- Over three seasons at the University of Alberta, he racked up 60 solo tackles in 21 games.
- Taylor participated in the 2022 East-West Bowl.

HAVE YOU HERD

- Won the broad jump at the 2023 CFL Combine with a distance of 10 feet, 11 inches.
- Has a dog named Mila.
- His favourite show is Naruto.



CAREER HIGHS

Tackles	2	2x, last: 09/15/23 @ SSK
Sacks	--	--
INTs	--	--
FFs	--	--
FRs	--	--

CAREER STATS (REGULAR SEASON)

YEAR	TEAM	GP	DT	ST	TT	INT	QS	FF	FR	TD
2023	EDM	17	1	9	10	0	0	0	0	0
TOTALS		17	1	9	10	0	0	0	0	0



2023 YEAR IN REVIEW





EDMONTON ELKS

2023 INDIVIDUAL STATISTICS

SCORING	PTS	PASSING	ATT	COMP	YDS	PCT	INT	TD
Dean Faithfull	108	Tre Ford	227	153	2069	67.4	6	12
Taylor Cornelius	48	Taylor Cornelius	175	103	1305	58.9	9	5
Steven Dunbar Jr.	30	Jarret Doege	65	42	587	64.6	4	4
Kevin Brown	30	Kyran Moore	1	1	19	100.0	0	1
Dillon Mitchell	24							
Kyran Moore	24							

RECEIVING	NO	YDS	AVG	TD
Eugene Lewis	48	844	17.6	3
Kyran Moore	69	743	10.8	4
Steven Dunbar Jr.	39	536	13.7	5
Dillon Mitchell	37	532	14.4	4
Emmanuel Arceneaux	28	346	12.4	0
Kevin Brown	28	222	7.9	1
Gavin Cobb	11	214	19.5	1
Vincent Forbes-Mombleau	15	203	13.5	2

RUSHING	NO	YDS	AVG	TD
Kevin Brown	186	1141	6.1	4
Tre Ford	66	622	9.4	3
Taylor Cornelius	61	256	4.2	8
Shannon Brooks	36	175	4.9	0
Jarret Doege	7	18	2.6	0

PUNT RETURNS	NO	YDS	AVG	TD
CJ Sims	53	545	10.3	0
Kyran Moore	10	142	14.2	0
Loucheiz Purifoy	6	65	10.8	0

KICKOFF RETURNS	NO	YDS	AVG	TD
CJ Sims	45	952	21.2	0
Deontez Alexander	11	291	26.5	1
Gavin Cobb	11	260	23.6	0

MISSED FG RETURNS	NO	YDS	AVG	TD
CJ Sims	3	60	20.0	0
Kyran Moore	1	20	20.0	0

INT. RETURNS	NO	YDS	AVG	TD
Marcus Lewis	4	0	0.0	0
Loucheiz Purifoy	3	57	19.0	2
Kai Gray	2	73	36.5	1
Ed Gainey	1	35	35.0	0
Marloshawyn Franklin Jr.	1	24	24.0	0
Darrius Bratton	1	5	35.0	0
Nyles Morgan	1	0	0.0	0

FUMBLE RETURNS	NO	YDS	AVG	TD
Elliott Brown	1	0	0.0	0
Jeremie Dominique	1	0	0.0	0
Kony Ealy	1	0	0.0	0
Mark McLaurin	1	0	0.0	0
Jordan Reaves	1	0	0.0	0

DEFENSIVE TACKLE	NO
Nyles Morgan	107
Adam Konar	73
Kai Gray	54
Loucheiz Purifoy	49
Jake Ceresna	48
AC Leonard	45
Darrius Bratton	44

SPECIAL TEAMS TACKLES	NO
Scott Hutter	17
Josiah Schakel	15
Tanner Green	14
Tony Jones	11

QUARTERBACK SACKS	NO
Jake Ceresna	12
AC Leonard	12
Kony Ealy	4
Nyles Morgan	4
Elliott Brown	2
Noah Curtis	2

TACKLES FOR A LOSS	NO
Tony Jones	5
Nyles Morgan	4
AC Leonard	3
J-Min Pelley	3
Loucheiz Purifoy	3

KNOCKDOWNS	NO
Darrius Bratton	6
Marcus Lewis	6
Kai Gray	4
Loucheiz Purifoy	4

FIELD GOALS	T	G	LG	PCT
Dean Faithfull	29	23	46	79.3

KICKOFFS	NO	YDS	AVG	LG
Dean Faithfull	61	3534	57.9	100

PUNTING	NO	YDS	AVG	LG
Jake Julien	121	5491	45.4	85

EDMONTON ELKS

2023 INDIVIDUAL STATISTICS

SCORING	TD	C-1	C-2	FG	S	ST	PTS
Dean Faithfull		35		23	4		108
Jake Julien					9		9
Taylor Cornelius	8						48
Steven Dunbar Jr.	5						30
Kevin Brown	5						30
Dillon Mitchell	4						24
Kyran Moore	4						24
Tre Ford	3						18
Eugene Lewis	3						18
Loucheiz Purifoy	2						12
Vincent Forbes-Mombleau	2						12
Deontez Alexander	1						6
Gavin Cobb	1						6
Maurice Ffrench	1						6
Kai Gray	1						6
AC Leonard	1						6
Jarret Doege			1				2
Safety Touches						1	2
TOTALS	41	35	1	23	13	1	367

EDMONTON ELKS

2023 SEASON SINGLE-GAME HIGHLIGHTS

TEAM HIGHLIGHTS		
Most Points Scored	36	at Sask Sep 15
Fewest Points Scored Against	10	at Ham Aug 17
Most Touchdowns	4	at Sask Sep 15
Fewest Touchdowns Against	1	5 games
Most Touchdowns Rushing	2	5 games
Fewest Touchdowns Against Rushing	0	7 games
Most Touchdowns Passing	3	vs Tor Jun 25
Fewest Touchdowns Against Passing	0	4 games
Most First Downs	27	vs Ham Jul 13
Fewest First Downs Against	16	at Sask Jul 6
Most First Downs Rushing	13	at Cgy Sept 4
Fewest First Downs Against Rushing	4	2 games
Most First Downs Passing	19	vs Ham Jul 13
Fewest First Downs Against Passing	7	2 games
Most Total Yards Offense	473	vs Ham Jul 13
Fewest Total Yards Offense Against	287	vs Ott Aug 27
Most Yards Net Rushing	265	at Sask Sep 15
Fewest Yards Against Net Rushing	61	at Sask Sep 15
Most Carries Rushing	33	at Sask Sep 15
Fewest Carries Rushing Against	13	at Sask Sep 15
Most Yards Net Passing	378	vs Ham Jul 13
Fewest Yards Against Net Passing	172	vs Ott Aug 27
Most Pass Attempts	41	vs Ham Jul 13
Fewest Pass Attempts Against	19	at Tor Oct 6
Most Completions	25	vs Ham Jul 13
Fewest Completions Against	12	2 games
Most Interceptions For	2	3 games
Most Quarterback Sacks For	7	at Ham Aug 17
Longest Time of Possession	37:02	at Sask Jul 6
Fewest Penalties	2	vs Mtl Oct 14
Fewest Penalty Yards	5	vs Mtl Oct 14

2023 IN REVIEW

2023 IN REVIEW



EDMONTON ELKS 2023 SEASON SINGLE-GAME HIGHLIGHTS

INDIVIDUAL		
Most Points	12	5 players
Most Touchdowns	2	5 players
Most Touchdowns Rushing	2	Cornelius at Wpg Oct 21
Most Touchdowns Receiving	2	4 players
Most Yards Rushing	175	Brown at Sask Sep 15
Longest Rush	65	Brown vs Wpg Aug 10
Most Carries	19	Brown at Sask Sep 15
Most Touchdown Passes Thrown	2	4 times
Most Passes Thrown	33	Doege at Ott Jun 30
Most Completions	21	Ford vs Mtl Oct 14
Most Yards Passing	317	Ford vs Ott Aug 27
Most Yards Receiving	158	G. Lewis at Wpg Oct 21
Longest Passing Play	102	G. Lewis from Cornelius vs Sask Jun 11
Most Receptions	8	2 players
Most Yards from Scrimmage	187	Brown at Sask Sep 15
Most All-Purpose Yards	285	Sims vs Tor Jun 25
Most Interceptions	2	Purifoy vs Tor Jun 25
Longest Interception Return	56	Gray vs BC Sep 22
Touchdowns on Interception Returns	1	3 times
Most Defensive Tackles	12	Morgan vs BC Sep 22
Most Special Team Tackles	4	Green vs Cgy Sep 9
Most Quarterback Sacks	3	Leonard at Sask Jul 6
Most Tackles For Losses	2	2 players
Most Forced Fumbles	1	8 players
Most Knockdowns	2	M. Lewis at Sask Sep 15
Most Fumble Recoveries	1	5 players
Longest Fumble Returns	0	5 players
Most Blocked Kicks	0	---
Most Field Goals	3	Faithfull 3 times
Longest Field Goal	46	Faithfull at Cgy Sep 4
Most Converts	4	Faithfull 2 times
Most Singles	3	Julien at Sask Jul 6
Most Punts	10	Julien at BC Jun 17
Most Punting Yards	469	Julien at Sask Jul 6
Longest Punt	85	Julien at Sask Jul 6
Best Punting Average	55.6	Julien at Cgy Sep 4
Most Punt Return Yards	104	Sims vs Tor Jun 25
Longest Punt Return	53	Sims vs Tor Jun 25
Most Punt Returns	7	Sims vs Cgy Sept 9
Most Kickoff Return Yards	198	Alexander at Wpg Oct 21
Longest Kickoff Return	98	Alexander at Wpg Oct 21
Most Kickoff Returns	7	Alexander at Wpg Oct 21
Longest Missed Field Goal Return	30	Sims at Ham Aug 17
Most Missed Field Goal Returns	1	2 players
Most Kickoffs	5	Faithfull 5 times
Most Kickoff Yards	303	Faithfull at Wpg Aug 10
Longest Kickoff	100	Faithfull at Wpg Aug 10

EDMONTON ELKS 2023 REGULAR SEASON

TEAM	W-L-T
Overall	4-14-0
Home	2-7-0
Away	2-7-0
WHEN	W-L-T
Scoring first	2-5-0
Opponent Scores First	2-9-0
Leading at Half Time	2-3-0
Tied at Halftime	0-2-0
Trailing at Halftime	2-9-0
Leading after three quarters	2-3-0
Losing after three quarters	2-11-0
Tied after three quarters	0-0-0
Overtime	0-0-0
Scoring on first possession	1-4-0
Scoring TD on first possession	1-3-0
Scoring FG on first possession	0-1-0
Scoring 10 or more points	4-11-0
Scoring 20 or more points	4-7-0
Scoring 30 or more points	2-2-0
Allowing 10 or fewer points	1-0-0
Allowing 20 or fewer points	2-2-0
Allowing 30 or fewer points	4-6-0
Outcomes of 7 points or less	1-3-0
Outcomes of 3 points or less	1-1-0
Rushing 20 or more times	4-3-0
Rushing 30 or more times	2-2-0
Rushing 40 or more times	0-0-0
Individual Elks 100-yard rusher	2-1-0
Individual Elks 100-yard receiver	1-4-0
Individual Elks 300-yard passer	1-0-0
Elks out-gain opposition	4-2-0
Elks out-rush opposition	4-4-0
Elks out-pass opposition	2-6-0
Opponent individual 100-yard rusher	1-6-0
Opponent individual 100-yard receiver	1-1-0
Opponent individual 300-yard passer	0-5-0

BY MONTH	W-L-T
June	0-4-0
July	0-4-0
August	2-1-0
September	2-2-0
October	0-3-0
November	0-0-0

BY DAY	W-L-T
Monday	0-1-0
Tuesday	0-0-0
Wednesday	0-0-0
Thursday	1-4-0
Friday	1-3-0
Saturday	1-4-0
Sunday	1-2-0

AGAINST	W-L-T
BC	0-3-0
Calgary	1-1-0
Hamilton	1-1-0
Montreal	0-1-0
Ottawa	1-1-0
Saskatchewan	1-2-0
Toronto	0-2-0
Winnipeg	0-3-0

East	2-5-0
West	2-9-0

TURNOVERS	W-L-T
Positive	1-3-0
Even	2-3-0
Negative	1-8-0



2023 CFL FINAL STANDINGS

WEST DIVISION	W	L	T	PTS	PF	PA
Winnipeg Blue Bombers	14	4	0	28	594	377
BC Lions	12	6	0	24	495	439
Calgary Stampeders	6	12	0	12	412	471
Saskatchewan Roughriders	6	12	0	12	387	551
Edmonton Elks	4	14	0	8	367	517

EAST DIVISION	W	L	T	PTS	PF	PA
Toronto Argonauts	16	2	0	32	591	396
Montreal Alouettes	11	7	0	22	442	392
Hamilton Tiger-Cats	8	10	0	16	408	461
Ottawa REDBLACKS	4	14	0	8	415	507

WEST DIVISION PLAYOFFS

WEST DIVISION SEMI-FINAL

Calgary Stampeders	30
BC Lions	41

WEST DIVISION CHAMPIONSHIP

BC Lions	13
Winnipeg Blue Bombers	24

EAST DIVISION PLAYOFFS

EAST DIVISION SEMI-FINAL

Hamilton Tiger-Cats	12
Montreal Alouettes	27

EAST DIVISION CHAMPIONSHIP

Montreal Alouettes	38
Toronto Argonauts	17

GREY CUP (at Tim Hortons Field, Hamilton, ON)

Winnipeg Blue Bombers	24
Montreal Alouettes	28

2023 CFL AWARD WINNERS

AWARD	WINNER	RUNNER-UP
Outstanding Player	Chad Kelly, Tor	Brady Oliveira, Wpg
Outstanding Canadian	Brady Oliveira, Wpg	Marc-Antoine Dequoy, Mtl
Outstanding Rookie	Qwan'tez Stiggers, Tor	Kai Gray, Edm
Outstanding Defensive Player	Mathieu Betts, BC	Adarius Pickett, Tor
Outstanding Offensive Lineman	Dejon Allen, Tor	Jermarcus Hardrick, Wpg
Outstanding Special Teams	Javon Leake, Tor	Sean Whyte, BC
Coach of the Year	Ryan Dinwiddie, Tor	Mike O'Shea, Wpg
Commissioner's Award	Bob Young	
Hugh Campbell Award	George 'Geo' Hopkins	
Tom Pate Memorial Award	Brett Lauther, Sask	
Jane Mawby Tribute Award	Laurence Pontbriand	
Jake Gaudaur Award	Brayden Lenius, Sask	

2023 CFL ALL-STARS

POS	ALL - CFL OFFENCE	WEST	EAST
QB	Chad Kelly, Tor	Zach Collaros, Wpg	Chad Kelly, Tor
RB	Brady Oliveira, Wpg	Brady Oliveira, Wpg	A.J. Ouellette, Tor
R	Dalton Schoen, Wpg	Dalton Schoen, Wpg	Davaris Daniels, Tor
R	Keon Hatcher, BC	Keon Hatcher, BC	Austin Mack, Mtl
R	Reggie Begelton, Cgy	Reggie Begelton, Cgy	Tim White, Ham
R	Tim White, Ham	Alexander Hollins, BC	Damonte Coxie, Tor
R	Austin Mack, Mtl	Nic Demski, Wpg	Justin Hardy, Ott
C	Darius Ciraco, Tor	Sean McEwan, Cgy	Darius Ciraco, Tor
G	Patrick Neufield, Wpg	Patrick Neufield, Wpg	Brandon Revenberg, Ham
G	Ryan Hunter, Tor	Sukh Chungh, BC	Ryan Hunter, Tor
T	Dejon Allen, Tor	Stanley Bryant, Wpg	Nick Callender, Mtl
T	Jermarcus Hardrick, Wpg	Jermarcus Hardrick, Wpg	Dejon Allen, Tor

POS	ALL - CFL DEFENCE	WEST	EAST
DT	Mike Rose, Cgy	Mike Rose, Cgy	Casey Sayles, Ham
DT	Casey Sayles, Ham	Woody Baron, BC	Mustafa Johnson, Mtl
DE	Willie Jefferson, Wpg	Willie Jefferson, Wpg	Bryce Carter, Ott
DE	Mathieu Betts, BC	Mathieu Betts, BC	Folarin Orimolade, Tor
LB	Micah Awe, Cgy	Micah Awe, Cgy	Wynton McManis, Tor
LB	Wynton McManis, Tor	Larry Dean, Sask	Tyrice Beverette, Mtl
LB	Adarius Pickett, Tor	Emmanuel Rugamba, BC	Adarius Pickett, Tor
DB	T.J. Lee, BC	T.J. Lee, BC	Robertson Daniel, Tor
DB	Robertson Daniel, Tor	Evan Holm, Wpg	Wesley Sutton, Mtl
CB	Demerio Houston, Wpg	Demerio Houston, Wpg	Qwan'tez Stiggers, Tor
CB	Garry Peters, BC	Garry Peters, BC	Brandin Dandridge, Ott
S	Marc-Antoine Dequoy, Mtl	Brandon Alexander, Wpg	Marc-Antoine Dequoy, Mtl

POS	ALL - CFL SPECIAL TEAMS	WEST	EAST
P	Richie Leone, Ott	Adam Korsak, Sask	Richie Leone, Ott
K	Sean Whyte, BC	Sean Whyte, BC	Boris Bede, Tor
ST	Javon Leake, Tor	Mario Alford, Sask	Javon Leake, Tor

2023 CFLPA ALL-STAR TEAM

POS	ALL - CFL OFFENCE	POS	ALL - CFL DEFENCE	POS	ALL - CFL S. TEAMS
QB	Chad Kelly, Tor	DE	Folarin Orimolade, Tor	K	Sean Whyte BC
T	Stanley Bryant, Wpg	DE	Mathieu Betts BC	P	Richie Leone, Ott
T	James Hardrick, Wpg	DT	Jake Ceresna, Edm	ST	Javon Leake tor
G	Brandon Revenberg, Ham	DT	Mike Rose, Cgy	LS	Jorgen Hus Sask
G	Peter Nicasro Tor	LB	Adam Bighill, Wpg	HC	Ryan Dinwiddie, Tor
C	David Beard, Ham	LB	Wynton McManis Tor		
RB	Brady Oliveira, Wpg	LB	Adarius Pickett Tor		
FB	David Mackie, BC	CB	Demerio Houston, Wpg		
SB	Dalton Schoen Wpg	CB	Garry Peters, BC		
SB	Tim White Ham	HB	T.J. Lee, BC		
WR	Austin Mack, Mtl	HB	Marcus Sayles, BC		
WR	Alexander Hollins, BC	S	Marc-Antoine Dequoy, Mtl		



EDMONTON ELKS LAST TIME IT HAPPENED

TEAM

OVERTIME GAME

October 21, 2017 at BC (W 35-29)

SHUTOUT

By Elks: July 25, 2019 vs Toronto (W 26-0)
By Opponent: July 29, 2023 vs BC (L 27-0)

AT LEAST 400 TOTAL YARDS NET OFFENCE

By Elks: September 15, 2023 at Saskatchewan (437 yds, W 36-27)
By Opponent: September 22, 2023 vs BC (423 yds, L 37-29)

AT LEAST 500 TOTAL YARDS NET OFFENCE

By Elks: August 16, 2019 at Toronto (508 yds, W 41-26)
By Opponent: October 8, 2022 vs Winnipeg (503 yds, L 48-11)

AT LEAST 600 TOTAL YARDS NET OFFENCE

By Elks: June 14, 2019 vs Montreal (607 yds, W 32-25)
By Opponent: July 1, 2006 at Winnipeg (601 yds, L 46-10)

AT LEAST 200 YARDS RUSHING

By Elks: September 15, 2023 at Saskatchewan (33/265 yds, W 36-27)
By Opponent: June 30, 2023 at Ottawa (30/208 yds, L 26-7)

AT LEAST 300 YARDS RUSHING

By Elks: October 16, 2010 at BC (41/346 yds, W 31-28)
By Opponent: Unknown

AT LEAST 300 YARDS PASSING

By Elks: August 27, 2023 vs Ottawa (317 yds, W 30-20)
By Opponent: September 4, 2023 at Calgary (315 yds, L 35-31)

AT LEAST 400 YARDS PASSING

By Elks: August 23, 2019 vs Winnipeg (430 yds, L 34-28)
By Opponent: August 6, 2022 at BC (478 yds, L 46-14)

AT LEAST 500 YARDS PASSING

By Elks: August 18, 2013 at Toronto (511 yds, L 36-33)
By Opponent: June 25, 2015 vs Ottawa (543 yds, L 45-37 OT)

INDIVIDUAL (OFFENCE)

100-YARD RUSHING GAME:

By Elks: Kevin Brown - September 15, 2023 at Sask (19/175 yds, L 36-27)
By Opponent: Tim Mizzell - September 22, 2023 vs BC (16/112 yds, L 37-29)

200-YARD RUSHING GAME:

By Elks: Sean Millington - October 30, 1999 vs Sask (29/225 yds, W 34-21)
By Opponent: Darren Davis - October 28, 2000 vs Sask (220 yds, L 54-52 OT)

100-YARD RECEIVING GAME:

By Elks: Eugene Lewis (7/158) - October 21, 2023 at Wpg (L 45-25)
By Opponent: Tim White (9/101) - August 17, 2023 at Ham (W 24-10)

200-YARD RECEIVING GAME:

By Elks: DaVaris Daniels (10/207) - August 23, 2019 vs Wpg (L 34-28)
By Opponent: Romby Bryant (9/211) - October 23, 2009 at Cgy (L 30-7)

300-YARD PASSING GAME:

By Elks: Tre Ford - August 27, 2023 vs Ottawa (15/18, 317 yds, W 30-20)
By Opponent: Jake Maier - September 4, 2023 at Calgary (315 yds, L 35-31)

400-YARD PASSING GAME:

By Elks: Trevor Harris - August 23, 2019 vs Wpg (26/40, 430 yds, L 34-28)
By Opponent: Nathan Rourke - August 6, 2022 at BC (34/37, 477 yds, L 46-14)

500-YARD PASSING GAME:

By Elks: Mike Reilly - August 18, 2013 at Tor (35/46, 511 yds, L 36-33 OT)
By Opponent: Kerwin Bell - September 26, 1998 vs Tor (35/52, 501 yds, L 30-29)

5-TOUCHDOWN PASSING GAME:

By Elks: Ricky Ray - September 14, 2007 vs Mtl (20/29, 322 yds, 5 TD's, W 47-28)
By Opponent: Nathan Rourke - August 6, 2022 at BC (34/37, 477 yds, 5 TD, L 46-14)

4-TOUCHDOWN PASSING GAME:

By Elks: Trevor Harris - September 6, 2021 at Calgary (31/41, 395 yds, 4 TD's, W 32-20)
By Opponent: Dru Brown - August 10, 2023 vs Wpg (17/24, 307 yds, 4 TD, L 38-29)

3-TOUCHDOWN PASSING GAME:

By Elks: Taylor Cornelius - November 13, 2021 vs Sask (20/30, 224 yds, 3 TD's, L 29-24)
By Opponent: Jake Dolegala - September 15, 2023 at Sask (20/34, 213 yds, 3 TD, W 36-27)

INDIVIDUAL (DEFENCE)

INTERCEPTION RETURN FOR TOUCHDOWN:

By Elks: Kai Gray - September 22, 2023 vs BC (56 yds off Adams Jr., L 37-29)
By Opponent: Wynton McManis - October 6, 2023 at Tor (83 yds off Ford, L 35-12)

FUMBLE RETURN FOR TOUCHDOWN

By Elks: Jalen Collins (14 yds) - July 1, 2022 at Ham (W 29-25)
By Opponent: Adam Bighill (26 yds) - October 21, 2023 at Wpg (L 45-25)

AT LEAST TWO INTERCEPTIONS

By Elks: Loucheiz Purifoy - June 25, 2023 vs Tor (2 for 34 yds, (L 43-31)
By Opponent: Marcus Sayles - October 21, 2022 vs BC (2 for 39 yds, L 43-31)

INDIVIDUAL (SPECIAL TEAMS)

KICKOFF RETURN FOR TOUCHDOWN:

By Elks: Deontez Alexander - October 21, 2023 at Wpg (98 yds, L 45-25)
By Opponent: Mario Alford - August 13, 2022 vs Sask (98 yds, L 34-23)

PUNT RETURN FOR TOUCHDOWN:

By Elks: Kendial Lawrence - August 28, 2015 vs Tor (64 yds, W 38-15)
By Opponent: Lucky Whitehead - November 19, 2021 at BC (79 yds, L 43-10)

BLOCKED PUNT:

By Elks: Rueben Frank - June 25, 2016 vs Ott (L 45-37 OT)
By Opponent: Josh Archibald - September 22, 2023 vs BC (L 37-29)

BLOCKED PUNT RETURNED/RECOVERED FOR TOUCHDOWN:

By Elks: Rueben Frank - June 25, 2016 vs Ott (L 45-37 OT)
By Opponent: Willie Jefferson - August 25, 2017 vs Sask (L 54-31)

BLOCKED FIELD GOAL:

By Elks: Lawrence Gordon - July 24, 2010 at Wpg (L 47-21)
By Opponent: Davon Coleman - August 27, 2022 vs Ott (L 25-18)

BLOCKED CONVERT:

By Elks: Mike Moore - October 8, 2021 (L 30-3)
By Opponent: Charbel Dabire - November 2, 2019 at Sask (L 23-13)

FAKE PUNT:

By Elks: Sept 26, 2015 vs BC (Lynch run 2 yds - 1st down)
By Opponent: Oct 1, 2022 vs Mtl (Antwi 5 yd run, 1st down)

FAKE FIELD GOAL ATTEMPT:

By Elks: June 18, 2022 vs Sask (Castillo incomplete pass - Turnover on Downs)
By Opponent: July 16, 2009 vs BC (Jackson incomplete pass - Turnover on Downs)

SAFETY:

By Elks: Jake Dolegala sacked by Sam Acheampong, September 15, 2023 at Sask (W 36-27)
By Opponent: Taylor Cornelius Concede, July 20, 2023 at Wpg (L 28-14)

DEFENSIVE CONVERT SCORED:

By Elks: - Unknown
By Opponent: Carter, August 25, 2017 vs Sask, 113 yd Blocked Convert return (L 54-31)

ONSIDE KICKOFF RECOVERED:

By Elks: Scott Hutter- July 13, 2023 vs Ham (W 37-29)
By Opponent: Jeremy Unertl - October 21, 2011 at Tor (W 31-24)

ONSIDE KICKOFF RETURN FOR TOUCHDOWN:

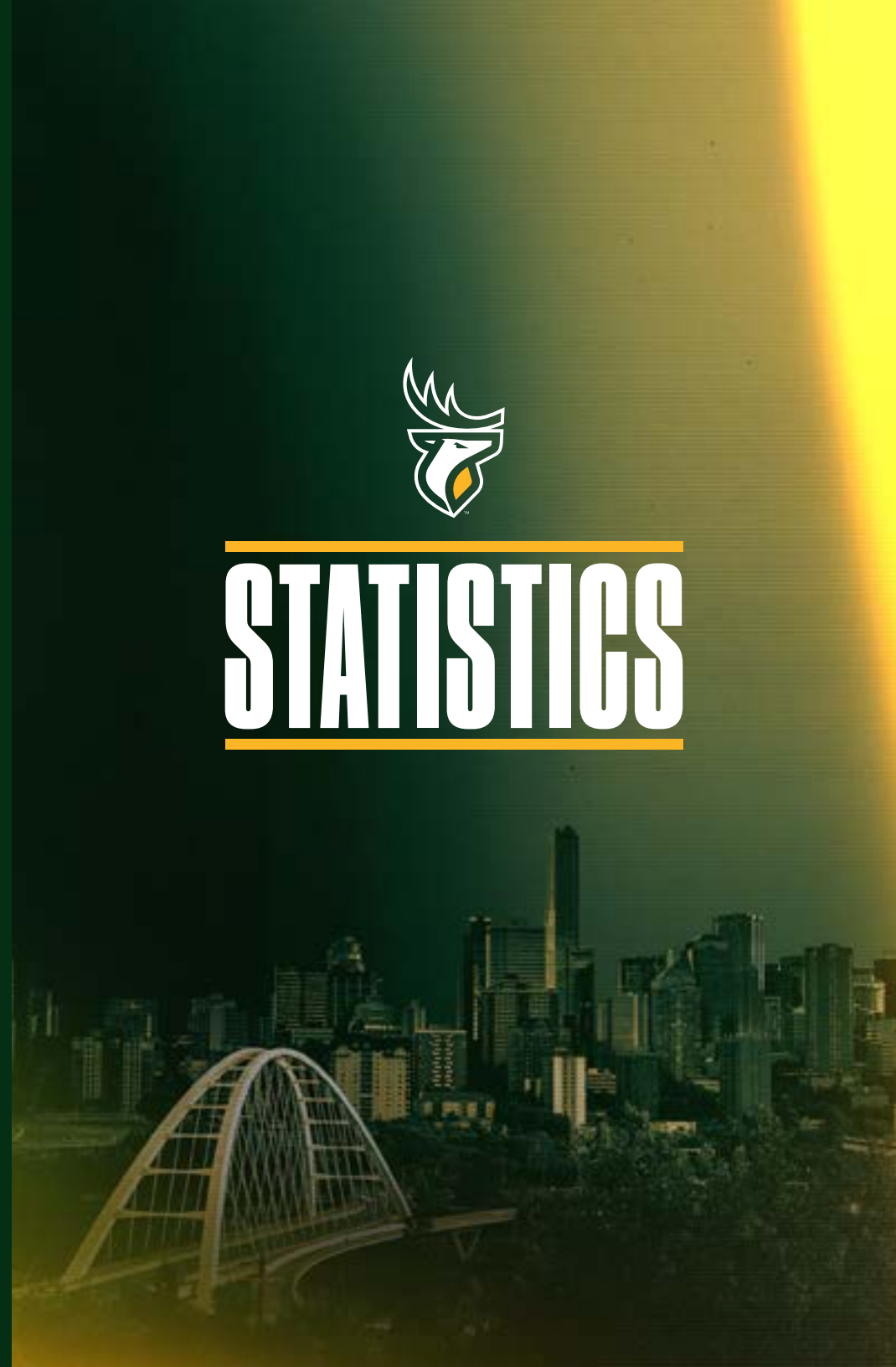
By Elks: Rob Grant - September 19, 2003 vs Ott (24 yds, W 45-33)
By Opponent: Unknown

ONSIDE PUNT RECOVERED:

By Elks: Ray Perryman - July 13, 2007 at Wpg (W 19-15)
By Opponent: Unknown



STATISTICS





REGULAR SEASON

Table with 9 columns: GP, W, L, T, PA, PF, PPG, Pct. Rows for Home, Away, Total.

DIVISION SEMI-FINAL

Table with 9 columns: GP, W, L, T, PA, PF, PPG, Pct. Rows for Home, Away, Total.

DIVISION FINAL

Table with 9 columns: GP, W, L, T, PA, PF, PPG, Pct. Rows for Home, Away, Total.

REGULAR SEASON HISTORY

Table with 3 columns: W-L-T, Pct. Rows for various historical periods and records.

REGULAR SEASON

Table with 9 columns: GP, W, L, T, PA, PF, PPG, Pct. Rows for Home, Away, Total.

DIVISION SEMI-FINAL

Table with 9 columns: GP, W, L, T, PA, PF, PPG, Pct. Rows for Home, Away, Total.

DIVISION FINAL

Table with 9 columns: GP, W, L, T, PA, PF, PPG, Pct. Rows for Home, Away, Total.

REGULAR SEASON HISTORY

Table with 3 columns: W-L-T, Pct. Rows for various historical periods and records.

LONGEST WINNING STREAK

Table with 2 columns: Games, Dates. Rows for 10, 9, 7 games.

LONGEST WINNING STREAK - AT HOME

Table with 2 columns: Games, Dates. Rows for 10, 8, 5, 5 games.

LONGEST WINNING STREAK - IN VANCOUVER

Table with 2 columns: Games, Dates. Rows for 8, 5 games.

LONGEST LOSING STREAK

Table with 2 columns: Games, Dates. Rows for 8, 7, 6, 5, 5 games.

LONGEST LOSING STREAK - AT HOME

Table with 2 columns: Games, Dates. Rows for 4, 4 games.

LONGEST LOSING STREAK - IN VANCOUVER

Table with 2 columns: Games, Dates. Rows for 7, 5 games.

MOST POINTS SCORED

Table with 2 columns: Points, Game/Date. Rows for 54, 54, 49 points.

MOST POINTS ALLOWED

Table with 2 columns: Points, Game/Date. Rows for 59, 51, 49 points.

FEWEST POINTS SCORED

Table with 2 columns: Points, Game/Date. Rows for 0, 0, 0, 1, 1, 1, 1 points.

FEWEST POINTS ALLOWED

Table with 2 columns: Points, Game/Date. Rows for 0, 0, 0, 0, 0 points.

HIGHEST SCORING GAME

Table with 2 columns: Points, Game/Date. Rows for 91, 83, 81 points.

LOWEST SCORING GAME

Table with 2 columns: Points, Game/Date. Rows for 12, 12, 12 points.

LARGEST MARGIN OF VICTORY

Table with 2 columns: Points, Game/Date. Rows for 41, 40, 36 points.

LARGEST MARGIN OF DEFEAT

Table with 2 columns: Points, Game/Date. Rows for 44, 43, 39 points.

LONGEST WINNING STREAK

Table with 2 columns: Games, Dates. Rows for 10, 10, 9, 8 games.

LONGEST WINNING STREAK - AT HOME

Table with 2 columns: Games, Dates. Rows for 14, 14, 5 games.

LONGEST WINNING STREAK - IN CALGARY

Table with 2 columns: Games, Dates. Rows for 6, 5, 5, 5 games.

LONGEST LOSING STREAK

Table with 2 columns: Games, Dates. Rows for 12, 12, 6, 6, 6 games.

LONGEST LOSING STREAK - AT HOME

Table with 2 columns: Games, Dates. Rows for 9, 8 games.

LONGEST LOSING STREAK - IN CALGARY

Table with 2 columns: Games, Dates. Rows for 6, 5, 5, 5 games.

MOST POINTS SCORED

Table with 2 columns: Points, Game/Date. Rows for 54, 54, 52 points.

MOST POINTS ALLOWED

Table with 2 columns: Points, Game/Date. Rows for 56, 56, 52, 52 points.

FEWEST POINTS SCORED

Table with 2 columns: Points, Game/Date. Rows for 0, 0, 1, 1 points.

FEWEST POINTS ALLOWED

Table with 2 columns: Points, Game/Date. Rows for 0, 0, 0, 0, 0 points.

HIGHEST SCORING GAME

Table with 2 columns: Points, Game/Date. Rows for 90, 88, 84, 84 points.

LOWEST SCORING GAME

Table with 2 columns: Points, Game/Date. Rows for 5, 12, 12 points.

LARGEST MARGIN OF VICTORY

Table with 2 columns: Points, Game/Date. Rows for 52, 50, 39 points.

LARGEST MARGIN OF DEFEAT

Table with 2 columns: Points, Game/Date. Rows for 47, 43, 41 points.



LABOUR DAY CLASSIC

REGULAR SEASON

	GP	W	L	T	PA	PF	PPG	Pct
Home	0	0	0	0	0	0	-	-
Away	57	26	30	1	1468	1305	48.6	0.465
Total	57	26	30	1	1468	1305	48.6	0.465

LONGEST WINNING STREAK

5 games	1972 to 1977
4 games	1999 to 1977

LONGEST LOSING STREAK

8 games	2012 to 2019
6 games	1993 to 1998
5 games	1962 to 1971

MOST POINTS SCORED

42	42-19 W Sept. 1, 1986
38	38-23 W Sept. 1, 1980
38	38-4 W Sept. 3, 1990

MOST POINTS ALLOWED

52	52-5 L Sept. 6, 2010
51	51-26 L Sept. 4, 1995
49	49-17 L Sept. 3, 1962

FEWEST POINTS SCORED

5	52-5 L Sept. 6, 2010
7	23-7 L Sept. 6, 1971
7	16-7 L Sept. 7, 2015

FEWEST POINTS ALLOWED

1	27-1 W Sept. 3, 1979
4	38-4 W Sept. 3, 1990
7	25-7 W Sept. 6, 2004
7	35-7 W Sept. 5, 2011

REGULAR SEASON HISTORY

	W-L-T	Pct
Last 10 Games	1-9-0	0.100
50's (1950-1959)	1-0-0	1.000
60's (1960-1969)	2-3-0	0.400
70's (1970-1979)	6-2-1	0.722
80's (1980-1989)	6-3-0	0.667
90's (1990-1999)	3-7-0	0.300
00's (2000-2009)	6-4-0	0.600
10's (2010-2019)	1-9-0	0.100
20's (2021-2023)	1-2-0	0.333

HIGHEST SCORING GAME

84	48-36 L Sept. 2, 1991
77	51-26 L Sept. 4, 1995
71	37-34 L Sept. 2, 2013

LOWEST SCORING GAME

19	10-9 W Sept. 4, 1961
23	16-7 L Sept. 7, 2015
24	13-11 L Sept. 2, 1963
26	16-10 W Sept. 7, 1969

LARGEST MARGIN OF VICTORY

34	38-4 W Sept. 3, 1990
28	35-7 W Sept. 5, 2011
26	27-1 W Sept. 3, 1979
23	42-19 W Sept. 1, 1986

LARGEST MARGIN OF DEFEAT

47	52-5 L Sept. 6, 2010
33	48-15 L Sept. 5, 1994
32	49-17 L Sept. 3, 1962

REGULAR SEASON

	GP	W	L	T	PA	PF	PPG	Pct
Home	50	32	18	0	1149	1439	51.8	0.640
Away	51	29	21	1	1238	1176	47.3	0.578
Total	101	61	39	1	2387	2615	49.5	0.609

DIVISION SEMI-FINAL

	GP	W	L	T	PA	PF	PPG	Pct
Home	0	0	0	0	0	0	-	-
Away	1	1	0	0	21	24	45.0	1.000
Total	1	1	0	0	21	24	45.0	1.000

DIVISION FINAL

	GP	W	L	T	PA	PF	PPG	Pct
Home	0	0	0	0	0	0	-	-
Away	1	0	1	0	36	16	52.0	0.000
Total	1	0	1	0	36	16	52.0	0.000

GREY CUP

	GP	W	L	T	PA	PF	PPG	Pct
Total	2	1	1	0	49	63	56.0	0.500

LONGEST WINNING STREAK

11 games	Sept. 19, 1982 to Jul. 5, 1987
5 games	Aug. 11, 1972 to Aug. 31, 1976
5 games	Aug. 7, 2002 to July 17, 2004

LONGEST WINNING STREAK - AT HOME

12 games	Sept. 26, 1970 to Oct. 10, 1986
6 games	Aug. 11, 2007 to Oct. 5, 2012

LONGEST WINNING STREAK - IN HAMILTON

6 games	Sept. 19, 1982 to Jul. 5, 1987
4 games	Aug. 4, 2000 to Jul. 5, 2003

LONGEST LOSING STREAK

5 games	Aug. 7, 1998 to Jul. 14, 2000
5 games	Jun. 22, 2018 to Oct. 29, 2021
4 games	Sept. 11, 1961 to Sept. 28, 1964

LONGEST LOSING STREAK - AT HOME

4 games	Sept. 14, 1962 to Sept. 28, 1968
4 games	Aug. 7, 1998 to Aug. 24, 2001

LONGEST LOSING STREAK - IN HAMILTON

4 games	Oct. 1, 2004 to Nov. 3, 2007
---------	------------------------------

MOST POINTS SCORED

56	56-16 W vs Ham Sept. 10, 1978
53	53-18 W vs Ham Sept. 7, 1980
52	52-15 W vs Ham Jul. 16, 2003

REGULAR SEASON HISTORY

	W-L-T	Pct
Last 10 Games vs Hamilton	4-6-0	0.400
Last 10 Games in Edmonton	3-7-0	0.300
Last 10 Games in Hamilton	6-4-0	0.600
ELKS Record vs Hamilton in Commonwealth Stadium	28-14-0	0.667
60's (1961-1969)	2-7-0	0.222
70's (1970-1979)	8-2-0	0.800
80's (1980-1989)	16-2-1	0.868
90's (1990-1999)	11-8-0	0.579
00's (2000-2009)	12-8-0	0.600
10's (2010-2019)	10-10-0	0.500
20's (2021-2023)	2-2-0	0.500

MOST POINTS ALLOWED

54	54-8 L at Ham Jul. 29, 1999
51	51-8 L at Ham Sept. 15, 2012
49	49-20 L vs Ham Aug. 21, 2015

FEWEST POINTS SCORED

5	5-1 W vs Ham Aug. 31, 1976
7	28-7 L vs Ham Oct. 1, 1966
7	31-7 L vs Ham Sept. 28, 1968

FEWEST POINTS ALLOWED

1	5-1 W vs Ham Aug. 31, 1976
3	9-3 W at Ham Sept. 28, 1965
3	17-2 W at Ham Sept. 14, 1975

HIGHEST SCORING GAME

81	51-30 W vs Ham Jul. 17, 2004
72	56-16 W vs Ham Sept. 10, 1978
72	37-35 W vs Ham Oct. 3, 2010

LOWEST SCORING GAME

6	5-1 W vs Ham Aug. 31, 1976
12	9-3 W at Ham Sept. 28, 1965
20	17-3 W at Ham Sept. 14, 1975

LARGEST MARGIN OF VICTORY

40	56-16 W vs Ham Sept. 10, 1978
38	46-8 W vs Ham Oct. 25, 1993
37	52-15 W vs Ham Jul. 16, 2003

LARGEST MARGIN OF DEFEAT

46	54-8 L at Ham Jul. 29, 1999
43	51-8 L at Ham Sept. 15, 2012
30	42-12 L at Ham Oct. 4, 2019

	EDM	CGY		EDM	CGY		EDM	CGY			
2023	31	35	L	2000	30	18	W	1979	27	1	W
2022	18	26	L	1999	33	30	W	1978	28	28	T
2021	32	20	W	1998	8	26	L	1977	22	8	W
2019	9	25	L	1997	14	27	L	1976	19	17	W
2018	20	23	L	1996	13	31	L	1975	35	31	W
2017	18	39	L	1995	26	51	L	1974	20	16	W
2016	24	45	L	1994	15	48	L	1973	31	19	W
2015	7	16	L	1993	13	33	L	1972	No Labour Day Game		
2014	13	28	L	1992	34	21	W	1971	7	23	L
2013	34	37	L	1991	36	48	L	1970	13	28	L
2012	30	31	L	1990	38	4	W	1969	14	16	L
2011	35	7	W	1989	31	14	W	1968	No Labour Day Game		
2010	5	52	L	1988	27	11	W	1967	No Labour Day Game		
2009	8	32	L	1987	20	29	L	1966	No Labour Day Game		
2008	37	16	W	1986	42	19	W	1965	No Labour Day Game		
2007	24	35	L	1985	34	28	W	1964	No Labour Day Game		
2006	23	44	L	1984	30	28	W	1963	11	13	L
2005	25	23	W	1983	15	18	L	1962	17	49	L
2004	25	7	W	1982	20	32	L	1961	10	9	W
2003	22	28	L	1981	No Labour Day Game			1960	29	28	W
2002	28	20	W	1980	38	23	W	1959	16	10	W
2001	33	32	W								

RECORDS

RECORDS



Includes Montreal Alouettes/Concordes



Includes Ottawa Rough Riders/Renegades/RedBlacks

REGULAR SEASON

Table with columns: GP, W, L, T, PA, PF, PPG, Pct. Rows: Home, Away, Total.

DIVISION SEMI-FINAL

Table with columns: GP, W, L, T, PA, PF, PPG, Pct. Rows: Home, Away, Total.

DIVISION FINAL

Table with columns: GP, W, L, T, PA, PF, PPG, Pct. Rows: Home, Away, Total.

GREY CUP

Table with columns: GP, W, L, T, PA, PF, PPG, Pct. Row: Total.

LONGEST WINNING STREAK

Table with columns: Games, Dates.

LONGEST WINNING STREAK - AT HOME

Table with columns: Games, Dates.

LONGEST WINNING STREAK - IN MONTREAL

Table with columns: Games, Dates.

LONGEST LOSING STREAK

Table with columns: Games, Dates.

LONGEST LOSING STREAK - AT HOME

Table with columns: Games, Dates.

LONGEST LOSING STREAK - IN MONTREAL

Table with columns: Games, Dates.

MOST POINTS SCORED

Table with columns: Points, Game/Date.

REGULAR SEASON HISTORY

Table with columns: W-L-T, Pct. Rows: Last 10 Games vs Montreal, Last 10 Games in Edmonton, Last 10 Games in Montreal, ELKS Record vs Montreal in Commonwealth Stadium, 60's (1961-1969), 70's (1970-1979), 80's (1980-1986), 90's (1996-1999), 00's (2000-2009), 10's (2010-2019), 20's (2021-2023).

MOST POINTS ALLOWED

Table with columns: Points, Game/Date.

FEWEST POINTS SCORED

Table with columns: Points, Game/Date.

FEWEST POINTS ALLOWED

Table with columns: Points, Game/Date.

HIGHEST SCORING GAME

Table with columns: Points, Game/Date.

LOWEST SCORING GAME

Table with columns: Points, Game/Date.

LARGEST MARGIN OF VICTORY

Table with columns: Points, Game/Date.

LARGEST MARGIN OF DEFEAT

Table with columns: Points, Game/Date.

REGULAR SEASON

Table with columns: GP, W, L, T, PA, PF, PPG, Pct. Rows: Home, Away, Total.

DIVISION FINAL

Table with columns: GP, W, L, T, PA, PF, PPG, Pct. Rows: Home, Away, Total.

GREY CUP

Table with columns: GP, W, L, T, PA, PF, PPG, Pct. Row: Total.

LONGEST WINNING STREAK

Table with columns: Games, Dates.

LONGEST WINNING STREAK - AT HOME

Table with columns: Games, Dates.

LONGEST WINNING STREAK - IN OTTAWA

Table with columns: Games, Dates.

LONGEST LOSING STREAK

Table with columns: Games, Dates.

LONGEST LOSING STREAK - AT HOME

Table with columns: Games, Dates.

LONGEST LOSING STREAK - IN OTTAWA

Table with columns: Games, Dates.

MOST POINTS SCORED

Table with columns: Points, Game/Date.

REGULAR SEASON HISTORY

Table with columns: W-L-T, Pct. Rows: Last 10 Games vs Ottawa, Last 10 Games in Edmonton, Last 10 Games in Ottawa, ELKS Record vs Ottawa in Commonwealth Stadium, 60's (1961-1969), 70's (1970-1979), 80's (1980-1986), 90's (1996-1999), 00's (2000-2009), 10's (2010-2019), 20's (2021-2023).

MOST POINTS ALLOWED

Table with columns: Points, Game/Date.

FEWEST POINTS SCORED

Table with columns: Points, Game/Date.

FEWEST POINTS ALLOWED

Table with columns: Points, Game/Date.

HIGHEST SCORING GAME

Table with columns: Points, Game/Date.

LOWEST SCORING GAME

Table with columns: Points, Game/Date.

LARGEST MARGIN OF VICTORY

Table with columns: Points, Game/Date.

LARGEST MARGIN OF DEFEAT

Table with columns: Points, Game/Date.

RECORDS

RECORDS



VS



VS



REGULAR SEASON

Table with columns: GP, W, L, T, PA, PF, PPG, Pct. Rows: Home, Away, Total.

DIVISION SEMI-FINAL

Table with columns: GP, W, L, T, PA, PF, PPG, Pct. Rows: Home, Away, Total.

DIVISION FINAL

Table with columns: GP, W, L, T, PA, PF, PPG, Pct. Rows: Home, Away, Total.

LONGEST WINNING STREAK

Table with columns: Games, Dates. Rows: 12 games, 7 games.

LONGEST WINNING STREAK - AT HOME

Table with columns: Games, Dates. Rows: 9 games, 9 games, 8 games, 7 games.

LONGEST WINNING STREAK - IN REGINA

Table with columns: Games, Dates. Rows: 9 games, 5 games.

LONGEST LOSING STREAK

Table with columns: Games, Dates. Rows: 9 games, 7 games, 6 games.

LONGEST LOSING STREAK - AT HOME

Table with columns: Games, Dates. Rows: 7 games, 5 games.

LONGEST LOSING STREAK - IN REGINA

Table with columns: Games, Dates. Rows: 7 games, 5 games, 5 games, 5 games.

MOST POINTS SCORED

Table with columns: Points, Opponent/Date. Rows: 57, 55, 54.

REGULAR SEASON HISTORY

Table with columns: W-L-T, Pct. Rows: Last 10 Games vs Saskatchewan, Last 10 Games in Edmonton, Last 10 Games in Regina, ELKS Record vs Saskatchewan in Commonwealth Stadium, 50's (1950-1959), 60's (1960-1969), 70's (1970-1979), 80's (1980-1989), 90's (1990-1999), 00's (2000-2009), 10's (2010-2019), 20's (2021-2023).

MOST POINTS ALLOWED

Table with columns: Points, Opponent/Date. Rows: 56, 55, 54, 54, 54.

FEWEST POINTS SCORED

Table with columns: Points, Opponent/Date. Rows: 0, 0, 0.

FEWEST POINTS ALLOWED

Table with columns: Points, Opponent/Date. Rows: 0, 0, 0, 0, 0, 0.

HIGHEST SCORING GAME

Table with columns: Points, Opponent/Date. Rows: 106, 88, 85, 85.

LOWEST SCORING GAME

Table with columns: Points, Opponent/Date. Rows: 7, 11, 12.

LARGEST MARGIN OF VICTORY

Table with columns: Points, Opponent/Date. Rows: 55, 45, 40.

LARGEST MARGIN OF DEFEAT

Table with columns: Points, Opponent/Date. Rows: 48, 46, 40, 40.

REGULAR SEASON

Table with columns: GP, W, L, T, PA, PF, PPG, Pct. Rows: Home, Away, Total.

DIVISION SEMI-FINAL

Table with columns: GP, W, L, T, PA, PF, PPG, Pct. Rows: Home, Away, Total.

GREY CUP

Table with columns: GP, W, L, T, PA, PF, PPG, Pct. Rows: Total.

LONGEST WINNING STREAK

Table with columns: Games, Dates. Rows: 9 games, 7 games, 5 games.

LONGEST WINNING STREAK - AT HOME

Table with columns: Games, Dates. Rows: 9 games, 6 games, 5 games.

LONGEST WINNING STREAK - IN TORONTO

Table with columns: Games, Dates. Rows: 4 games, 4 games, 4 games.

LONGEST LOSING STREAK

Table with columns: Games, Dates. Rows: 4 games, 4 games, 4 games, 4 games, 4 games, 4 games.

LONGEST LOSING STREAK - AT HOME

Table with columns: Games, Dates. Rows: 5 games, 4 games.

LONGEST LOSING STREAK - IN TORONTO

Table with columns: Games, Dates. Rows: 8 games, 4 games, 3 games, 3 games.

MOST POINTS SCORED

Table with columns: Points, Opponent/Date. Rows: 61, 56, 53.

REGULAR SEASON HISTORY

Table with columns: W-L-T, Pct. Rows: Last 10 Games vs Toronto, Last 10 Games in Edmonton, Last 10 Games in Toronto, ELKS Record vs Toronto in Commonwealth Stadium, 60's (1961-1969), 70's (1970-1979), 80's (1980-1989), 90's (1990-1999), 00's (2000-2009), 10's (2010-2019), 20's (2021-2023).

MOST POINTS ALLOWED

Table with columns: Points, Opponent/Date. Rows: 47, 43, 43, 43.

FEWEST POINTS SCORED

Table with columns: Points, Opponent/Date. Rows: 4, 6, 8, 8.

FEWEST POINTS ALLOWED

Table with columns: Points, Opponent/Date. Rows: 0, 3, 3.

HIGHEST SCORING GAME

Table with columns: Points, Opponent/Date. Rows: 92, 92, 76.

LOWEST SCORING GAME

Table with columns: Points, Opponent/Date. Rows: 16, 20, 26, 26.

LARGEST MARGIN OF VICTORY

Table with columns: Points, Opponent/Date. Rows: 54, 37, 31.

LARGEST MARGIN OF DEFEAT

Table with columns: Points, Opponent/Date. Rows: 28, 25, 25.

RECORDS

RECORDS



REGULAR SEASON

Table with columns: GP, W, L, T, PA, PF, PPG, Pct. Rows: Home, Away, Total.

DIVISION SEMI-FINAL

Table with columns: GP, W, L, T, PA, PF, PPG, Pct. Rows: Home, Away, Total.

DIVISION FINAL

Table with columns: GP, W, L, T, PA, PF, PPG, Pct. Rows: Home, Away, Total.

GREY CUP

Table with columns: GP, W, L, T, PA, PF, PPG, Pct. Row: Total.

REGULAR SEASON HISTORY

Table with columns: W-L-T, Pct. Rows: Last 10 Games vs Winnipeg, Last 10 Games in Edmonton, Last 10 Games in Winnipeg, ELKS Record vs Winnipeg in Commonwealth Stadium, 50's (1950-1959), 60's (1960-1969), 70's (1970-1979), 80's (1980-1989), 90's (1990-1999), 00's (2000-2009), 10's (2010-2019), 20's (2021-2023).

LONGEST WINNING STREAK

Table with columns: Games, Dates. Rows: 10 games, 7 games, 6 games.

LONGEST WINNING STREAK - AT HOME

Table with columns: Games, Dates. Rows: 8 games, 8 games, 6 games.

LONGEST WINNING STREAK - IN WINNIPEG

Table with columns: Games, Dates. Rows: 5 games, 5 games, 4 games, 4 games, 4 games.

LONGEST LOSING STREAK

Table with columns: Games, Dates. Rows: 10 games, 5 games, 4 games, 4 games, 4 games.

LONGEST LOSING STREAK - AT HOME

Table with columns: Games, Dates. Rows: 7 games, 5 games, 3 games, 3 games, 3 games.

LONGEST LOSING STREAK - IN WINNIPEG

Table with columns: Games, Dates. Rows: 6 games, 5 games, 5 games.

MOST POINTS SCORED

Table with columns: Points, Game/Date. Rows: 64, 56, 51.

MOST POINTS ALLOWED

Table with columns: Points, Game/Date. Rows: 53, 52, 51.

FEWEST POINTS SCORED

Table with columns: Points, Game/Date. Rows: 0, 0, 0.

FEWEST POINTS ALLOWED

Table with columns: Points, Game/Date. Rows: 0, 0, 0.

HIGHEST SCORING GAME

Table with columns: Points, Game/Date. Rows: 100, 89, 85.

LOWEST SCORING GAME

Table with columns: Points, Game/Date. Rows: 10, 12, 12.

LARGEST MARGIN OF VICTORY

Table with columns: Points, Game/Date. Rows: 54, 41, 38.

LARGEST MARGIN OF DEFEAT

Table with columns: Points, Game/Date. Rows: 42, 38, 37.



ESKIMOS VS BALTIMORE STALLIONS

Table with columns: GAMES PLAYED, WINS, LOSSES, TIES, POINTS FOR, POINTS AGAINST, POINTS. Row: 2, 1, 1, 0, 43, 43, 2.

ESKIMOS VS BIRMINGHAM BARRACUDAS

Table with columns: GAMES PLAYED, WINS, LOSSES, TIES, POINTS FOR, POINTS AGAINST, POINTS. Row: 1, 1, 0, 0, 45, 18, 2.

ESKIMOS VS LAS VEGAS POSSE

Table with columns: GAMES PLAYED, WINS, LOSSES, TIES, POINTS FOR, POINTS AGAINST, POINTS. Row: 2, 2, 0, 0, 95, 27, 4.

ESKIMOS VS MEMPHIS MAD DOGS

Table with columns: GAMES PLAYED, WINS, LOSSES, TIES, POINTS FOR, POINTS AGAINST, POINTS. Row: 2, 2, 0, 0, 59, 31, 4.

ESKIMOS VS OTTAWA RENEGADES

Table with columns: GAMES PLAYED, WINS, LOSSES, TIES, POINTS FOR, POINTS AGAINST, POINTS. Row: 8, 7, 1, 0, 295, 214, 14.

ESKIMOS VS OTTAWA ROUGH RIDERS

Table with columns: GAMES PLAYED, WINS, LOSSES, TIES, POINTS FOR, POINTS AGAINST, POINTS. Row: 52, 30, 20, 2, 1528, 1212, 62.

ESKIMOS VS SACRAMENTO GOLD MINERS

Table with columns: GAMES PLAYED, WINS, LOSSES, TIES, POINTS FOR, POINTS AGAINST, POINTS. Row: 5, 5, 0, 0, 156, 67, 10.

ESKIMOS VS SAN ANTONIO TEXANS

Table with columns: GAMES PLAYED, WINS, LOSSES, TIES, POINTS FOR, POINTS AGAINST, POINTS. Row: 1, 0, 1, 0, 27, 32, 0.

ESKIMOS VS SHREVEPORT PIRATES

Table with columns: GAMES PLAYED, WINS, LOSSES, TIES, POINTS FOR, POINTS AGAINST, POINTS. Row: 2, 2, 0, 0, 61, 17, 4.

ESKIMOS VS MONTREAL ALOUETTES/CONCORDES (1961-1986)

Table with columns: GAMES PLAYED, WINS, LOSSES, TIES, POINTS FOR, POINTS AGAINST, POINTS. Row: 32, 23, 7, 2, 887, 565, 48.



EDMONTON ELKS INDIVIDUAL RECORDS

REGULAR SEASON

(RECORDS FOR MODERN ERA, SINCE 1949)

GAMES PLAYED

MOST GAMES PLAYED CAREER

274	Rod Connop
268	Sean Fleming
254	Dave Cutler
237	Chris Morris
217	Blake Dermott
213	Larry Wruck
203	Calvin McCarty
200	Henry Williams
198	Roger Nelson
196	Howie Schumm

POINTS

MOST POINTS CAREER

2571	Sean Fleming
2237	Dave Cutler
756	Sean Whyte
677	Jack Parker
586	Brian Kelly
577	Jerry Kauric
430	Normie Kwong
430	Grant Shaw
426	Jim Germany
412	Johnny Bright

MOST POINTS SEASON

224	Kauric 1989
207	Fleming 1995
204	Fleming 1994
195	Cutler 1977
190	Dixon 1986
187	Fleming 1997
186	Macoritti 1990
185	Fleming 2000
183	Fleming 2001
182	Whyte 2016

MOST POINTS GAME

30	Blount Wpg at Edm Sept. 15, 1995
24	Germany Ham at Edm Aug. 1, 1981
24	Kelly Ott at Edm June 30, 1984
24	Fleming Edm at BC Oct. 29, 1993
24	McCorvey Wpg at Edm July 21, 2000
22	Jack Parker BC at Edm Sept. 21, 1959
22	Whyte Wpg at Edm Aug 23, 2019
21	Kauric Edm at Sask Aug. 30, 1989
21	Whyte Edm at Wpg Jun 27, 2019

TOUCHDOWNS

MOST TOUCHDOWNS CAREER

97	Brian Kelly
79	Jack Parker
77	Normie Kwong
71	Jim Germany
69	Johnny Bright
65	Blake Marshall
59	Jason Tucker
58	Tom Scott
53	Henry Williams
51	Jim Thomas
51	Waddell Smith

MOST TOUCHDOWNS SEASON

20	B. Marshall 1991
19	Germany 1981
18	B. Kelly 1984
17	Parker 1957
17	Ellis 1990
16	Bright 1957
15	Kwong 1957
15	Sandusky 1992
15	E. Brown 1993
15	E. Brown 1994
15	McCorvey 2000
15	Pringle 2003

MOST TOUCHDOWNS GAME

5	Blount Wpg at Edm Sept. 15, 1995
4	Germany Ham at Edm Aug. 1, 1981
4	B. Kelly Ott at Edm June 30, 1984
4	McCorvey Wpg at Edm July 21, 2000

CONVERTS

MOST CONVERTS CAREER

713	Sean Fleming
627	Dave Cutler
170	Jerry Kauric
166	Sean Whyte
126	Tom Dixon
117	Noel Prefontaine
111	Ray Macoritti
97	Grant Shaw
87	Joe Mobra
87	Jack Parker

MOST CONVERTS SEASON

70	Kauric 1989
64	Macoritti 1990
63	Fleming 2003
62	Cutler 1981
60	Fleming 1992

MOST CONVERTS GAME

9	Fleming Wpg at Edm Sept. 15, 1995
8	Cutler Mtl at Edm Sept. 26, 1981
8	Cutler Tor at Edm Oct. 24, 1981

FIELD GOALS

MOST FIELD GOALS CAREER

553	Sean Fleming
464	Dave Cutler
195	Sean Whyte
118	Jerry Kauric
97	Grant Shaw
84	Noel Prefontaine
66	Tom Dixon
59	Ray Macoritti
40	Hugh O'Neill
39	Jack Parker
39	Derek Schiavone

MOST FIELD GOALS SEASON

50	Cutler 1977
47	Fleming 1994
47	Whyte 2019
45	Kauric 1989
45	Fleming 2001
45	Whyte 2016
44	Fleming 1995
41	Fleming 1997
40	Cutler 1975
39	Kauric 1988

MOST FIELD GOALS GAME

7	Whyte Edm at Wpg Jun 27, 2019
7	Whyte Wpg at Edm Aug 23, 2019
6	Cutler Sask at Edm Oct. 22, 1972
6	Kauric BC at Edm July 13, 1989
6	Fleming Edm at BC Oct. 29, 1993
6	Fleming Edm at BC Oct. 12, 1996
6	Fleming Mtl at Edm July 17, 1997
6	Whyte BC at Edm Oct 17, 2015

LONGEST FIELD GOAL

59	Cutler Edm at Sask Oct. 28, 1970
58	Mitchell Edm at Cgy Aug. 17, 1964

58	Cutler Edm at Ham Sept. 24, 1973
58	Fleming Edm at Sac July 31, 1993
57	Prefontaine Cgy at Edm Sept. 10, 2010
56	Cutler Cgy at Edm Oct. 31, 1976
56	Cutler Wpg at Edm Oct. 10, 1977
56	Cutler Edm at Cgy Sept. 3, 1979
56	Cutler Edm at Wpg Oct. 20, 1974
56	Fleming BC at Edm Sept. 30, 1994
55	Whyte Mtl at Edm June 30, 2017

CONSECUTIVE FIELD GOALS

25	Whyte (10 games) Sept. 18, 2016 to Jul. 14, 2017
25	Whyte (10 games) Aug 9, 2019 to Oct 26, 2019
22	Fleming (7 games) Sept. 7, 2001 to Oct 19, 2001

SINGLES

MOST SINGLES CAREER

218	Dave Cutler
199	Sean Fleming
53	Jerry Kauric
52	Tom Dixon
42	Grant Shaw
41	Hank Ilesic
33	Noel Prefontaine
26	Glenn Harper
23	Rod Pantages
23	Vic Chapman
23	Randy Kerbow
23	Hugh O'Neill

MOST SINGLES SEASON

33	Dixon 1986 - CFL
23	Fleming 1997
22	Fleming 2007
21	Fleming 2000
20	Duval 2011
19	Cutler 1980
19	Kauric 1989

MOST SINGLES GAME

5	Cutler Tor at Edm Oct. 28, 1983
4	Fleming Edm at Wpg Oct. 12, 1997
4	Fleming BC at Edm Oct. 19, 1997

4	Fleming Sask at Edm Sept. 21, 2002
4	Prefontaine Cgy at Edm, July 3, 2008

RUSHING

MOST YARDS CAREER

9966	Johnny Bright
8769	Normie Kwong
6160	Jim Thomas
5730	Jim Germany
4713	Jack Parker
4667	Roy Bell
4438	Tracy Ham

MOST YARDS SEASON

1722	Bright 1958
1679	Bright 1957
1503	R. Taylor 1989
1455	R. Bell 1973
1448	Avery 2002
1437	Kwong 1956
1377	Pringle 2003
1350	Bright 1961
1341	R. Bell 1974
1340	Bright 1959

MOST YARDS GAME

225	Millington Sask at Edm Oct. 30, 1999 (29 att)
198	McClendon Edm at Mtl Oct. 21, 2006 (25 att.)
192	Kwong Cgy at Edm Oct. 29, 1955 (30 att)
192	John White Sask at Edm Sept. 26, 2014 (17 att.)
191	Jim Thomas Wpg at Edm Sept. 11, 1965 (9 att)
189	Davis Edm at Tor Oct 9, 2006 (22 att)
189	Harris Sask at Edm Aug. 21, 2008 (21 att)
186	R. Bell Ott at Edm Aug. 18, 1974 (29 att)
185	R. Bell BC at Edm Oct. 13, 1973 (26 att)

LONGEST RUN

104	Jim Thomas BC at Edm Oct. 9, 1965 TD
100	Jim Thomas Edm at Wpg Aug. 2, 1966 TD
97	Jim Thomas Ott at Edm Sept. 4, 1964 TD
96	Germany Edm at Wpg July 27, 1977 TD

MOST YARDS, QUARTERBACK, CAREER

4713	Jack Parker
4438	Tracy Ham
3040	Mike Reilly

2754	Damon Allen
2662	Ricky Ray
2373	Matt Dunigan

MOST YARDS, QUARTERBACK, SEASON

1096	Ham 1990
1005	Ham 1989
998	Ham 1991
920	Allen 1993
878	Greene 1999
765	Greene 2000
737	Dunigan 1985
732	Dunigan 1984
709	Reilly 2013
707	Allen 1994

MOST YARDS, QUARTERBACK, GAME

180	Greene Sask at Edm July 16, 1999 (14 att) CFL
170	Damon Allen B.C. at Edm Oct. 29, 1993 (15 att)
166	Ham Edm at Ott Aug. 15, 1991 (13 att)
150	Ham Edm at Ham Sept. 29, 1989 (9 att)

TOUCHDOWNS - RUSHING MOST TOUCHDOWNS CAREER

73	Normie Kwong
69	Johnny Bright
65	Jim Germany
64	Jack Parker
54	Blake Marshall
45	Mike Reilly
37	Jim Thomas
36	Ricky Ray
33	Tracy Ham
32	Neil Lumsden
31	Damon Allen

MOST TOUCHDOWNS SEASON

18	Germany 1981 CFL
16	Bright 1957
16	B. Marshall 1991
15	Kwong 1957
13	Bright 1960
13	Burse 1997
13	Pringle 2003
13	Reilly 2018
12	B. Marshall 1990
12	Whitlock 2009
12	Reilly 2017

MOST TOUCHDOWNS GAME

4	Germany Ham at Edm Aug. 1, 1981
4	Pringle Ott at Edm Aug 29, 2004
3	M. King Cgy at Edm Sept. 23, 1950
3	Damon Allen Edm at Wpg Oct. 18, 1985



3	B. Marshall Cgy at Edm Sept. 8, 1989
3	Ham BC at Edm Sept. 24, 1989
3	Blount Wpg at Edm Sept. 15, 1995
3	Millington Sask at Edm Oct. 30, 1999
3	Reilly Edm at Sask Nov. 4, 2017
3	Reilly Cgy at Edm Sept 8, 2018

ONE-HUNDRED YARD RUSHING GAMES

MOST 100-YD GAMES CAREER

36	Johnny Bright
19	Normie Kwong
15	Jim Thomas

MOST 100-YD GAMES SEASON

9	Bright 1957
8	Kwong 1956
8	Bright 1958

MOST CONSECUTIVE 100+YD RUSHING GAMES SEASON

8	Bright 1957
4	Kwong 1956
4	Avery 2022
4	Porter 2010

MOST 100+YD RUSHING GAMES, QUARTERBACK, SEASON

3	Parker 1954
3	Ham 1990
2	Dunigan 1984
2	Ham 1991
2	Greene 1999
2	Greene 2000
2	Greene 2002

MOST CONSECUTIVE 100+YD RUSHING GAMES, QUARTERBACK, SEASON

2	Dunigan 1984
---	--------------

PASS RECEPTIONS

MOST RECEPTIONS CAREER

575	Brian Kelly
545	Terry Vaughn
496	Fred Stamps
485	Adarius Bowman
476	Ed Hervey
426	Tom Scott
424	George McGowan
	Derel Walker
406	Tommy Joe Coffey
389	Jason Tucker

MOST RECEPTIONS SEASON

120	Bowman 2016
112	Bowman 2014
109	Walker 2016

106	Ellis 1990
106	Vaughn 2003
104	Kelly 1983
101	Peterson 2008
100	Zylstra 2017
98	McGowan 1975
98	Vaughn 2001
94	Vaughn 2000
94	Vaughn 2002
94	Mitchell 2005

MOST RECEPTIONS SEASON, ROOKIE

89	Walker 2015
75	S. Baker 1995
73	McCorvey 2000
67	M. Bailey 1950
61	B. Kelly 1979

MOST RECEPTIONS GAME

15	McGowan Edm at Sask Sept. 3, 1973 249 yds
15	Flutie Wpg at Edm Aug. 7, 1997 231 yds
14	Stamps Edm at Sask Sept. 16, 2011 130 yds
14	Walker Ham at Edm Aug 21, 2015 183 yds
13	Bailey Edm at Cgy Sept. 2, 1950 245 yds
13	Kelly Mtl at Edm Oct. 15, 1983 266 yds
13	Mitchell Ott at Edm Oct. 13, 2018 190 yds
12	Vaughn Sask at Edm Oct. 28, 2000 162 yds
12	Stamps Edm at Sask Jul, 2010 213 yds
12	Bowman Edm at Sask Oct. 24, 2015 208 yds
12	Walker Ham at Edm Jul. 23, 2016 140 yds
12	Lawler Sask at Edm Jun. 18, 2022 149 yds

YARDS RECEIVING

MOST YARDS CAREER

1169	Brian Kelly
7932	Fred Stamps
7681	Terry Vaughn
7160	Tom Scott
7050	Adarius Bowman
7046	Jason Tucker
6715	Ed Hervey
6256	George McGowan
	Tommy Joe Coffey
6194	Derel Walker
5613	Derel Walker

MOST SEASONS 1,000-PLUS YARDS, CAREER

6	Brian Kelly (1979, 1981, 1983, 1984, 1985, 1987)
---	--

	Terry Vaughn (1999, 2000, 2001, 2002, 2003, 2004)
5	Tom Scott (1978, 1980, 1981, 1982, 1983)
	Fred Stamps (2009, 2010, 2011, 2012, 2013)
4	Craig Ellis (1989, 1990, 1991, 1992)
	Adarius Bowman (2011, 2014, 2015, 2016)
3	Tommy Joe Coffey (1963, 1964, 1965)
	George McGowan (1972, 1973, 1975)
	Jim Sandusky (1988, 1991, 1992)
	Eddie Brown (1993, 1994, 1996)
	Jason Tucker (2004, 2005, 2006)

MOST CONSECUTIVE SEASONS 1,000-PLUS YARDS, CAREER

6	Terry Vaughn (1999, 2000, 2001, 2002, 2003, 2004)
5	Fred Stamps (2009, 2010, 2011, 2012, 2013)
4	Tom Scott (1980, 1981, 1982, 1983)
	Craig Ellis (1989, 1990, 1991, 1992)
3	Tommy Joe Coffey (1963, 1964, 1965)
	Brian Kelly (1983, 1984, 1985)
	Jason Tucker (2004, 2005, 2006)
	Adarius Bowman (2014, 2015, 2016)

MOST YARDS SEASON

1812	Kelly 1983
1761	Bowman 2016
1687	Zylstra 2017
1665	Kelly 1981
1654	Ellis 1990
1632	Tucker 2004
1626	Kelly 1987
1589	Walker 2016
1579	Williams 2018
1558	Vaughn 2003

MOST YARDS SEASON, ROOKIE

1156	S. Baker 1995
1110	Walker 2015
1088	B. Kelly 1979
1060	M. Bailey 1950

MOST YARDS GAME

275	Vaughn Edm at Wpg Aug. 13, 1999 10 rec
266	Kelly Mtl at Edm Oct. 15, 1983 13 rec
249	McGowan Edm at Sask Sept. 3, 1973 15 rec
245	M. Bailey Edm at Cgy Sept. 2, 1950 13 rec

239	Kelly BC at Edm Sept. 16, 1979 8 rec
232	W. Smith Sask at Edm July 17, 1979 10 rec
231	Flutie Wpg at Edm Aug. 7, 1997 15 rec
226	A. Bowman Sask at Edm Nov. 4, 2011 10 rec
218	Brown Edm at Sac Oct. 2, 1993 8 rec
217	Tucker Mtl at Edm Aug. 26, 2005 9 rec
217	Tucker Mtl at Edm Sept. 14, 2007 10 rec

LONGEST RECEPTION

108	Hazelton from Reilly BC at Edm July 28, 2017
105	Tucker from Ray Edm at Wpg July 6, 2005
104	Walker from Reilly Cgy at Edm Sep 10, 2016
102	Tucker from Maas Sask at Edm Aug 20, 2004
102	H. Williams from D. Allen Ott at Edm Oct. 16, 1993
102	E. Lewis from Cornelius Sask at Edm June 11, 2023
101	Brazzell from Maas Edm at Cgy June 28, 2002
101	Walker from Reilly Edm at Wpg June 14, 2018
100	Pyzer from L. Berry Edm at Cgy Sept. 2, 1950
100	Floyd from Vargas Edm at Sask July 7, 1995
98	Blount from K. Bell Edm at Cgy Sept. 4, 1995
97	V. Murphy from Lemmerman Sask at Edm Oct. 31, 1971

MOST 100+ PASS RECEIVING YARD GAMES CAREER

41	Brian Kelly
----	-------------

MOST 100+ PASS RECEIVING YARD GAMES SEASON

10	Zylstra 2017
9	Kelly 1981
9	Bowman 2016
8	Kelly 1983
8	Williams 2018
7	Bowman 2014
7	Walker 2016

MOST CONSECUTIVE 100+ PASS RECEIVING YARD GAMES SEASON

5	Scott 1982
5	Kelly 1983
5	Williams 2018 (Jun - July 26, 2018)
4	Ellis 1990

4	Stamps 2011
4	Bowman 2016 (Jun 25-Jul 23)

MOST 200+ PASS RECEIVING YARD GAMES CAREER

6	Brian Kelly
---	-------------

MOST 200+ PASS RECEIVING YARD GAMES SEASON

2	Brian Kelly 1983
---	------------------

MOST CONSECUTIVE 200+ PASS RECEIVING YARD GAMES SEASON

2	Brian Kelly 1983
---	------------------

TOUCHDOWNS - RECEIVING

MOST TOUCHDOWNS CAREER

97	Brian Kelly - CFL
59	Jason Tucker
58	Tom Scott
51	Waddell Smith
49	Fred Stamps
46	Craig Ellis
45	Jim Sandusky
43	Ed Hervey
42	George McGowan

MOST TOUCHDOWNS SEASON

18	Kelly 1984
17	Ellis 1990
15	Sandusky 1992
15	E. Brown 1993
15	McCorvey 2000
14	W. Smith 1979
13	Scott 1980
13	Scott 1982
13	Kelly 1987
12	E. Brown 1994
12	Hervey 2001
12	Tucker 2006

MOST TOUCHDOWNS GAME

4	B. Kelly Ott at Edm June 30, 1984
4	McCorvey Wpg at Edm July 21, 2000

PASSING

MOST PASSES THROWN CAREER

4827	Ricky Ray
3195	Mike Reilly
2433	Tracy Ham
2382	Warren Moon
2252	Tom Wilkinson
1654	Matt Dunigan
1583	Damon Allen
1484	Jack Parker
1383	Bruce Lemmerman
1307	Jason Maas

MOST PASSES THROWN SEASON

715	Ray 2005
664	Moon 1983
654	Reilly 2017
633	Reilly 2016
621	Reilly 2018
618	Ray 2006
605	Ray 2008
596	Ray 2009
582	McManus 1996
562	Moon 1982

MOST PASSES THROWN GAME

56	Ray Tor at Edm Aug 20, 2005
54	Harris Edm at Wpg Jun 27, 2019
53	Reilly Edm at Cgy Sept 4, 2017
51	Wilkinson Wpg at Edm July 18, 1977
51	Moon Mtl at Edm Oct. 15, 1983
50	Dunigan Tor at Edm Sept. 8, 1984
50	Allen Edm at BC Aug. 25, 1988
49	Lemmerman Edm at BC Sept. 24, 1976
49	Moon Ham at Edm Sept. 11, 1983
49	Ray Wpg vs Edm July 15, 2005

MOST COMPLETIONS CAREER

3225	Ricky Ray
2120	Mike Reilly
1382	Tom Wilkinson
1369	Warren Moon
1216	Tracy Ham
926	Matt Dunigan
809	Damon Allen
800	Jason Maas
769	Jack Parker
754	Bruce Lemmerman

MOST COMPLETIONS SEASON

479	Ray 2005
448	Reilly 2016
447	Reilly 2017
422	Ray 2008
418	Reilly 2018
406	Ray 2006
401	Ray 2009
380	Moon 1983
361	Maas 2004
348	Ray 2003

MOST COMPLETIONS GAME

40	Ray Tor at Edm Aug 20, 2005
37	Reilly Cgy at Edm Sept 9, 2017



36	Moon Ham at Edm Sept. 11, 1983
36	Ray Edm at Wpg Sept. 26, 2008
35	Ray Cgy at Edm Sept 9, 2005
35	Reilly Edm at Tor Aug 18, 2013
35	Reilly Cgy at Edm, Sept 10, 2016
35	Harris Edm at Wpg Jun 27, 2019
34	LeFors Sask at Edm Oct 26, 2007
34	Reilly Edm at Cgy Sept 4, 2017

**MOST CONSECUTIVE PASS
COMPLETIONS**

22	Maas Wpg at Edm July 30, 2004
----	----------------------------------

MOST YARDS CAREER

40,531	Ricky Ray
26,929	Mike Reilly
21,228	Warren Moon
19,240	Tracy Ham
18,684	Tom Wilkinson
13,393	Matt Dunigan
12,466	Damon Allen
12,137	Jack Parker
11,953	Jason Maas
9747	Bruce Lemmerman

MOST YARDS SEASON

5830	Reilly 2017
5663	Ray 2008
5648	Moon 1983
5562	Reilly 2018
5554	Reilly 2016
5510	Ray 2005
5270	Maas 2004
5000	Moon 1982
5000	Ray 2006
4916	Ray 2009

MOST YARDS GAME

555	Moon Mtl at Edm Oct. 15, 1983
540	Maas Wpg at Edm July 30, 2004
522	Moon Ham at Edm Sept. 11, 1983
511	Reilly Edm at Tor Aug 18, 2013
497	McManus Wpg. at Edm Aug. 7, 1997
497	Maas BC at Edm June 26, 2004
490	L. Berry Edm at Cgy Sept. 2, 1950

482	Allen Edm at Sac Oct. 2, 1993
469	Ray Edm at Wpg Jun 30, 2005
465	Reilly Edm at Wpg July 14, 2016

**HIGHEST PASS COMPLETION
PERCENTAGE SEASON**

71.76	Harris 2019
70.77	Reilly 2016
69.89	Ray, R. 2007
69.75	Ray, R 2008
68.35	Reilly 2017
67.57	Ray, R. 2003
67.31	Reilly 2018
67.28	Ray, R. 2009
66.99	Ray, R. 2005
66.04	Wilkinson 1972

**HIGHEST PASS COMPLETION
PERCENTAGE GAME**

92.00	Ray (23-25) Mtl at Edm Oct 31, 2008
90.48	Wilkinson (19-21) Ott at Edm Aug. 19, 1974
90.00	Maas (27-30) Wpg at Edm July 30, 2004
87.50	Ray (21-24) Ott at Edm Sept. 19, 2003
87.50	Maas (28-32) Ott at Edm Aug. 29, 2004

**HIGHEST PASSING EFFICIENCY
RATING SEASON**

108.3	Moon 1983
108.1	Ray, R. 2003
104.7	Maas 2004
104.5	Reilly 2016
103.2	Reilly 2017
102.9	Harris 2019
101.9	Ray 2008
101.6	Ray 2007
101.3	Ray 2002

MOST TOUCHDOWNS CAREER

210	Ricky Ray
144	Warren Moon
143	Mike Reilly
142	Tracy Ham
129	Tom Wilkinson
87	Matt Dunigan
76	Damon Allen
70	Jack Parker
65	Jason Maas
60	Bruce Lemmerman

MOST TOUCHDOWNS SEASON

36	Moon 1982
36	Ham 1990
35	Ray 2003
31	Moon 1983

31	Ham 1991
31	Maas 2004
30	Ham 1989
30	Ham 1992
30	Reilly 2017
30	Reilly 2018

MOST TOUCHDOWNS GAME

5	Moon Mtl at Edm Oct. 15, 1983
5	Ham Tor at Edm Aug. 21, 1991
5	Crowley Wpg at Edm July 21, 2000
5	Greene Edm at Tor Oct. 21, 2000
5	Ray Ham at Edm July 30, 2005
5	Ray Wpg at Edm June 28, 2007
5	Ray Mtl at Edm Sept 14, 2007

MOST INTERCEPTIONS CAREER

130	Ricky Ray
96	Tom Wilkinson
93	Jack Parker
89	Tracy Ham
82	Mike Reilly
77	Warren Moon
76	Matt Dunigan
73	Bruce Lemmerman
60	Don Getty
56	Damon Allen

MOST INTERCEPTIONS SEASON

27	McManus 1996
24	Ham 1990
24	Ray 2005
22	Dunigan 1985
20	L. Berry 1950
20	Trull 1970
19	Moon 1983
19	Dunigan 1984
19	Dunigan 1987
19	McManus 1997

MOST INTERCEPTIONS GAME

6	L. Berry Wpg at Edm Sept. 9, 1950
6	Maudlin Sask at Edm Sept. 7, 1963
6	Fulton Edm at Ott Sept. 27, 1969
6	Ham Edm at Ham Aug. 12, 1988
6	Ham Edm at Tor July 27, 1989
5	Kerbow Edm at Tor Sept. 11, 1966
5	H. Clark Ott at Edm Aug. 25, 1970
5	Moon BC at Edm Aug. 12, 1983

5	Dunigan Edm at Sask Oct. 18, 1987
5	McManus BC at Edm July 10, 1997
5	Crowley Edm at Cgy July 5, 2000

PUNTING**MOST PUNTS CAREER**

1264	Sean Fleming
755	Glenn Harper
691	Hank Ilesic
550	Garry Lefebvre
465	Grant Shaw
438	Randy Kerbow
419	Hugh O'Neill
401	Jerry Kauric
358	Vic Chapman
314	Tom Dixon

MOST PUNTS SEASON

156	Harper 1996
154	Kauric 1988
154	Harper 1993
146	Fleming 1998
144	Dixon 1986
144	Harper 1995
141	Kauric 1989
139	Shaw 2013
138	Harper 1994
137	Duval 2011

MOST PUNTS GAME

15	Dixon Edm at BC Sept. 19, 1986
15	Harper Edm at Ham Sept. 17, 1993

MOST YARDS CAREER

52,957	Sean Fleming
31,857	Hank Ilesic
31,018	Glenn Harper
21,834	Garry Lefebvre
20,566	Grant Shaw
18,602	Hugh O'Neill
18,515	Randy Kerbow
16,773	Jerry Kauric
14,758	Vic Chapman
14,120	Tom Dixon

MOST YARDS SEASON

6718	Kauric 1988
6554	Harper 1996
6523	Dixon 1986
6434	Duval 2011
6385	Harper 1993
6240	Ilesic 1978
6096	Dixon 1985
6069	Shaw 2013
5993	Fleming 1998
5962	Harper 1995

MOST YARDS GAME

721	Dixon Edm at BC Sept. 19, 1986
612	Harper Edm at Ham Sept. 17, 1993

LONGEST PUNT

91	Fleming Edm at Sask Sept. 28, 1997
88	Ilesic Edm at Cgy Sept. 19, 1981
87	Dunn Edm at Cgy Sept. 6, 1971
87	Ilesic BC at Edm Sept. 17, 1977
87	Ilesic Edm at Wpg July 18, 1978
87	Macoritti Edm at Sask Aug. 19, 1990
86	Fleming Edm at Wpg July 1, 2003
85	Ilesic Sask at Edm Nov. 6, 1977
85	Julien Edm at Sask July 6, 2023

PUNT RETURNS**MOST RETURNS CAREER**

1003	Henry Williams
299	Bayne Norrie
278	Rollie Miles
276	Winston October
228	Dick Dupuis
220	Leigh McMillan

MOST RETURNS SEASON

118	Tony Hunter 1989
100	Hayes 1982
98	H. Williams 1991
96	H. Williams 1988
93	L. McMillan 1958
93	Lawrence 2015
92	H. Williams 1992
90	H. Williams 1990
88	October 2002
87	H. Williams 1995

MOST RETURNS GAME

12	H. Williams Edm at Ham Aug. 12, 1988
12	Tony Hunter BC at Edm Sept. 24, 1989
11	McMillan Sask at Edm Sept. 27, 1958
11	Hollimon BC at Edm Oct. 11, 1976
11	G. Butler Edm at Ham Sept. 23, 1979
11	S. Baker Ham at Edm Aug. 23, 1996
11	October Wpg at Edm Oct. 17, 2003

MOST RETURN YARDS CAREER

11177	Henry Williams
2819	Winston October
2190	Larry Highbaugh
2085	Rollie Miles
1870	Dick Dupuis
1800	Tony Tompkins
1700	Tristan Jackson
1532	Bayne Norrie
1510	Kendial Lawrence
1419	Gary Hayes

MOST RETURN YARDS SEASON

1440	H. Williams 1991 - CFL
1181	Tony Hunter 1989
1124	H. Williams 1992
1077	H. Williams 1993
987	H. Williams 1990
964	H. Williams 1988
963	Lawrence 2015
951	H. Williams 1987
931	Tompkins 2005
874	W. October 2004

MOST RETURN YARDS GAME

232	H. Williams Ott at Edm July 17, 1991
221	H. Williams Cgy at Edm June 27, 1987
208	H. Williams Cgy at Edm Nov. 7, 1993
205	H. Williams Edm at Tor Aug. 9, 1995
205	Tompkins Edm at Ott July 21, 2005
164	S. Baker Ham at Edm Aug. 23, 1996
161	Tony Hunter BC at Edm Sept. 24, 1989
154	H. Williams Cgy at Edm Sept. 6, 1991
151	W. October Ham at Edm July 17, 2004
148	Dawson Ott at Edm July 9, 2015

LONGEST RETURN

116	Highbaugh Wpg at Edm Oct. 26, 1975
104	H. Williams Edm at Ham Aug. 12, 1992
104	H. Williams Cgy at Edm Nov. 7, 1993
101	W. October Ham at Edm July 17, 2004
100	Volpe BC at Edm Sept. 26, 1986
100	H. Williams Ham at Edm Sept. 11, 1988
99	H. Williams Sask at Edm July 21, 1993
96	H. Williams Tor at Edm Aug. 20, 1992



96	Tompkins Edm at Ott July 21, 2005
95	October Wpg at Edm Aug. 15, 2002
95	Campbell Edm at Cgy Aug. 15, 2010

MOST TOUCHDOWNS CAREER

26	Henry Williams - CFL
4	Winston October
3	Eddie Brown
3	Tony Tompkins
3	Tristan Jackson
2	Mike Fink
2	Joe Hollimon
2	Tom Richards
2	Jason Armstead

MOST TOUCHDOWNS SEASON

5	H. Williams 1991 - CFL
4	H. Williams 1987
4	H. Williams 1993
3	H. Williams 1992
3	E. Brown 1994
3	Tompkins 2005

MOST TOUCHDOWNS GAME

2	H. Williams Cgy at Edm June 27, 1987
2	H. Williams Cgy at Edm Sept. 6, 1991
2	H. Williams Cgy at Edm Nov. 7, 1993 - CFL

KICKOFFS

MOST KICKOFF YARDS CAREER

69,973	Sean Fleming
46,134	Dave Cutler
20,303	Grant Shaw
16,456	Hugh O'Neill
13,202	Noel Prefontaine
11,534	Jerry Kauric
11,053	Tom Dixon
10,622	Tommy Joe Coffey
8,817	Ray Macoritti
8,517	Joe Mobra

MOST KICKOFF YARDS SEASON

5732	Fleming 1992
5640	Fleming 2003
5611	Fleming 1995
5310	Shaw 2016
5255	Dixon 1986
5210	Cutler 1981
5167	O'Neill 2018
5044	Shaw 2012
5037	Macoritti 1990
4917	Fleming 2002

MOST KICKOFF YARDS GAME

588	Fleming Edm at BC Oct. 29, 1993
582	Fleming Tor at Edm Aug 9, 2003
578	Fleming Wpg at Edm Sept. 15, 1995
570	Fleming Ott at Edm Aug. 27, 1995
562	Dorsey Edm at BC Oct. 12, 1991
545	Cyncar Edm at Ott July 26, 1990
544	Cutler Tor at Edm Oct. 24, 1981
542	Macoritti Sask at Edm Aug. 7, 1990
530	Fleming Wpg at Edm July 21, 2000
524	Dixon Ott at Edm Aug. 2, 1985

LONGEST KICKOFF

100	Castillo Edm at Ham Jul. 1, 2022
100	Faithfull Wpg at Edm Aug. 10, 2023
95	Cutler Edm at Wpg Aug. 6, 1975
95	Dixon Edm at Cgy Sept. 1, 1986
95	Fleming Edm at Cgy Sept. 7, 1998
95	Fleming Edm at Sask Aug. 18, 2007
95	Shaw Ott at Edm Jul 9, 2015
95	Shaw Edm at Sask Sept. 18, 2016

KICKOFF RETURNS

MOST RETURNS CAREER

335	Henry Williams
151	Winston October
118	Larry Highbaugh
118	Joe Hollimon
115	Tony Tompkins
112	Stephan Jones
109	Tristan Jackson
99	Tom Scott
88	Rollie Miles
88	Jim Thomas

MOST RETURNS SEASON

57	Tompkins 2006
52	H. Williams 1997
51	S. Jones 1987
51	October 2004
48	October 2003
45	Doe 2016
45	Sims 2023
44	Floyd 1994
41	Jones 2019
38	Edwards 2017

MOST RETURNS GAME

8	Hollimon Cgy at Edm Oct. 31, 1976
8	H. Williams Edm at Cgy Sept. 5, 1994
8	Blount Edm at Cgy Sept. 4, 1995
8	Ashley Edm at Cgy July 22, 1999
8	Dorsey Edm at BC Oct 25, 2013
8	Saulsberry Edm at Wpg Oct 8, 2022
7	Alexander Edm at Wpg Oct. 21, 2023

MOST RETURN YARDS CAREER

7354	Henry Williams
4189	Larry Highbaugh
3173	Winston October
3171	Joe Hollimon
2489	Tony Tompkins
2441	Stephan Jones
2361	Tristan Jackson
2290	Jim Thomas
2131	Rollie Miles
1886	Donnie Ashley

MOST RETURN YARDS SEASON

1145	Tompkins 2006
1105	H. Williams 1997
1073	W October 2004
1018	W October 2003
957	S. Jones 1987
957	Floyd 1994
952	Sims 2023
937	Doe 2016
926	Edwards 2017
873	Highbaugh 1973
843	Highbaugh 1976

MOST RETURN YARDS GAME

239	Hollimon Cgy at Edm Oct. 31, 1976
228	S. Jones Tor at Edm Aug. 1, 1986
217	T. Thomas Cgy at Edm Sept 6, 2014
202	Ashley Edm at Cgy July 22, 1999
200	F. Bailey Ham at Edm Aug. 27, 1999
198	Alexander Edm at Wpg October 21, 2023
187	H. Williams Edm at Cgy Sept. 5, 1994
183	H. Williams Edm at Wpg July 14, 1994
182	Mitchel Edm at Wpg Aug. 13, 1993
176	Highbaugh Mtl at Edm Sept. 8, 1973
175	Miles, J. Edm at BC Oct 25, 2013
175	Saulsberry Edm at Wpg Oct 8, 2022

LONGEST RETURN

118	Highbaugh Edm at Wpg Oct. 17, 1976 TD
109	Highbaugh Wpg at Edm Oct. 26, 1975 TD
107	Lawrence Edm at Tor Oct. 4, 2014 TD
105	Thomas (6) Swarn (99) Edm at Wpg Sept. 20, 1970 TD
105	S. Jones Tor at Edm Aug. 1, 1986 TD
102	Highbaugh Mtl at Edm Sept. 8, 1973 TD
101	Miles Edm at Cgy Aug. 30, 1952 TD
100	H. Williams Edm at Mtl Oct. 23, 1999 TD

MOST TOUCHDOWNS CAREER

3	Larry Highbaugh
2	Henry Williams
2	Kendial Lawrence
1	Rollie Miles
1	Billy Vessels
1	Jack Parker
1	Cowboy Woodruff
1	Terry Swarn
1	Stephan Jones
1	Donnie Ashley
1	Mike Bradley
1	Tony Tompkins
1	Tristan Jackson
1	Deontez Alexander

MOST TOUCHDOWNS SEASON

2	Lawrence 2014
1	Miles 1952
1	Vessels 1953
1	Parker 1957
1	Woodruff 1960
1	Swarn 1970
1	Highbaugh 1973
1	Highbaugh 1975
1	Highbaugh 1976
1	S. Jones 1986
1	H. Williams 1990
1	H. Williams 1999
1	Ashley 1999
1	Bradley 2003
1	Tompkins 2005
1	T. Jackson 2008
1	D. Alexander 2023

MOST TOUCHDOWNS GAME

1	Miles Edm at Cgy Aug. 30, 1952
1	Vessels Edm at Cgy Sept. 5, 1953
1	Jack Parker Sask at Edm Aug. 19, 1957
1	Woodruff Cgy at Edm Nov. 2, 1960

1	Swarn Edm at Wpg Sept. 20, 1970
1	Highbaugh Mtl at Edm Sept. 8, 1973
1	Highbaugh Wpg at Edm Oct. 26, 1975
1	Highbaugh Edm at Wpg Oct. 17, 1976
1	S. Jones Tor at Edm Aug. 1, 1986
1	H. Williams Sask at Edm Aug. 7, 1990
1	H. Williams Edm at Mtl Oct. 23, 1999
1	Ashley Edm at Mtl Oct. 23, 1999
1	Bradley Wpg at Edm Oct. 17, 2003
1	Tompkins BC at Edm Sept. 24, 2005
1	T. Jackson Edm at Tor Jul. 20, 2008
1	Lawrence Edm at Tor Oct. 4, 2014 TD
1	Lawrence Edm at Sask Oct. 19, 2014 TD
1	Alexander Edm at Wpg Oct. 21, 2023

MISSED FIELD GOAL RETURNS

MOST RETURNS CAREER	
59	Henry Williams

MOST RETURNS SEASON

10	October 2003
9	October 2004
8	Tony Hunter 1989
8	H. Williams 1997
8	D. Blair 1998
7	H. Williams 1992
6	H. Williams 1991
6	Tompkins 2005
6	T. Williams 2021

MOST RETURN YARDS CAREER

1646	Henry Williams
------	----------------

MOST RETURN YARDS SEASON

324	D. Blair 1998
323	October 2003
316	October 2004
229	H. Williams 1990
223	Ashley 1999
212	H. Williams 1987
209	Tompkins 2006
203	Tompkins 2005
197	H. Williams 1992
195	Ashley 2000

MOST TOUCHDOWNS CAREER

3	Henry Williams
1	Donnie Ashley

MOST TOUCHDOWNS SEASON

1	H. Williams 1987
1	H. Williams 1990
1	H. Williams 1994
1	Ashley 2000

ALL-PURPOSE YARDS

(INCLUDES RUSHING, RECEIVING, PUNT RETURNS, KICK-OFF RETURNS AND MISSED FIELD-GOAL RETURNS)

MOST ALL-PURPOSE YARDS CAREER

23,927	Henry Williams
--------	----------------

MOST ALL-PURPOSE YARDS SEASON

2767	H. Williams 1992
2606	Floyd 1994
2530	Avery 2002
2523	H. Williams 1993
2436	H. Williams 1991
2342	October 2004
2290	October 2003
2276	Lawrence 2015
2242	H. Williams 1997
2219	H. Williams 1990

INTERCEPTION RETURNS

MOST INTERCEPTIONS CAREER

66	Larry Highbaugh
52	John Wydareny
46	Oscar Kruger
38	Rollie Miles
36	Joe Hollimon
31	Don Wilson
29	Dick Dupuis

MOST INTERCEPTIONS SEASON

11	Wydareny 1969
11	Wydareny 1970
11	D. Hall 1984
10	Miles 1958
10	Highbaugh 1979
10	E. Jones 1980
9	DesLauriers 1984
9	DesLauriers 1985

MOST INTERCEPTIONS GAME

3	Bendiak Edm at Wpg Aug. 27, 1959
3	Kruger BC at Edm Nov. 4, 1959
3	Wydareny Wpg at Edm Oct. 27, 1968
3	Wydareny Cgy at Edm Sept. 6, 1969
3	Dupuis Sask at Edm July 31, 1970
3	E. Jones Ham at Edm Sept. 7, 1980
3	DesLauriers Ott at Edm June 30, 1984
3	Bass Edm at Wpg Oct. 18, 1985



3	E. Jackson Sask at Edm Aug. 30, 1989
3	Rogers Edm at Ham July 28, 1995
3	Goss Ham at Edm Sept 13, 2008

MOST RETURN YARDS CAREER

770	Larry Highbaugh
747	John Wydareny
689	Joe Hollimon
547	Rollie Miles
481	Kavis Reed
459	Don Wilson
417	Oscar Kruger
397	Laurent DesLauriers
396	Malcolm Frank

MOST RETURN YARDS SEASON

300	Grant, 2003
263	Frank, 2004
228	Hollimon 1978
212	E. Jones 1980
208	Wydareny 1967
183	DesLauriers 1985
183	Kavis Reed 1997
182	Goss 2008
167	Burnett 2012
164	Goss 2007

MOST RETURN YARDS GAME

144	Goss Ham at Edm Sept 13, 2008
133	Burnett Edm at BC July 20, 2012
127	Wydareny Edm at Cgy Oct. 28, 1967
106	Kavis Reed Sask at Edm Aug. 17, 1996

LONGEST RETURN

108	Burnett Edm at BC July 20, 2012 (TD)
107	Wydareny Edm at Cgy Oct. 28, 1967 (TD)
106	Kavis Reed Sask at Edm Aug. 17, 1996 (TD)

MOST RETURN TOUCHDOWNS CAREER

7	Joe Hollimon
6	Malcolm Frank
5	Cliff Toney
5	Kavis Reed
4	Jason Goss

MOST RETURN TOUCHDOWNS SEASON

5	Frank 2004
---	------------

4	Hollimon 1978
3	E. Jones 1980
2	Kavis Reed 1996
2	Kavis Reed 1997
2	Provo 1998
2	Mobley 2000
2	Kellogg 2001
2	Grant 2003
2	Goss 2007
2	Goss 2008
2	Davis 2010
2	Burnett 2012
2	McCoil 2014
2	Purifoy 2023

MOST RETURN TOUCHDOWNS GAME

2	E. Jones Ham at Edm Sept. 7, 1980
2	Goss Ham at Edm Sept 13, 2008
2	McCoil Tor at Edm Aug 23, 2014

FUMBLE RETURNS

MOST RETURNS CAREER

26	Willie Pless
23	Rollie Miles
21	Singor Mobley
18	John LaGrone
18	Dan Bass
16	Oscar Kruger
16	Al Ecuyer
15	Larry Wruck
14	Bill Briggs

MOST RETURNS SEASON

8	Pless 1992
6	Kruger 1956
6	LaGrone 1969
6	Pless 1994
5	F. Anderson 1952
5	Miles 1953
5	Willsey 1953
5	Bass 1989
5	M. Hunter 1995
5	Pless 1995

MOST RETURNS GAME

3	Pless BC at Edm Oct. 16, 1992
3	Pless Edm at Sac Aug. 19, 1994

MOST RETURN YARDS CAREER

266	Singor Mobley
175	Pete Lavorato
153	Ron Howard
145	Larry Highbaugh
127	Terry Ray
109	Howie Schumm
102	Willie Pless

97	Rollie Miles
96	Tyrone Walls
91	Trent Brown

MOST RETURN YARDS SEASON

129	Mobley 1995
123	Lavorato 1977
96	Walls 1972
95	Howard 1987
92	T. Ray 1999
89	Parker 1954
79	J. Jones 2001
77	McCoil
71	Towns 1977
66	Tuinei 1987

MOST RETURN YARDS GAME

95	Howard Tor at Edm Sept. 12, 1987
92	T. Ray Tor at Edm Sept. 26, 1999
79	J. Jones Edm at Sask. Sept. 29, 2001
77	McCoil Wpg at Edm Oct 13, 2014
74	Lavorato Sask at Edm Aug. 2, 1977
72	Mobley Cgy at Edm Sept. 8, 1995
71	Towns Edm at Cgy Oct. 30, 1977
66	Tuinei Ott at Edm Aug. 23, 1987
65	Dupuis Cgy at Edm Aug. 15, 1974
63	Thompson Edm at Cgy Sept 2, 2013

LONGEST RETURN

95	Howard Tor at Edm Sept. 12, 1987
92	T. Ray Tor at Edm Sept. 26, 1999 TD

QUARTERBACK SACKS

MOST SACKS CAREER

102	Stewart Hill
75	Bennie Goods
74	Leroy Blugh
66	Malvin Hunter
60	Almondo Sewell
57	Willie Pless
51	James Parker
46	Odel Willis
41	Brett Williams
35	Jake Ceresna

MOST SACKS SEASON

18.5	James Parker 1981
18	S. Hill 1984
18	S. Hill 1987

17.5	James Parker 1982
17	S. Hill 1986
17	S. Hill 1990
16	Payton 2002
15	James Parker 1983
14	Goods 1993
14	Goods 1995
14	M. Hunter 1996

DEFENSIVE TACKLES

(STATISTICS KEPT SINCE 1987)

MOST DEFENSIVE TACKLES CAREER

813	Willie Pless
646	Larry Wruck
602	Singor Mobley
528	J.C. Sherritt
465	Dan Bass
453	Malcolm Frank
440	A.J. Gass
402	Shannon Garrett
390	T.J. Hill
333	Don Wilson

MOST DEFENSIVE TACKLES SEASON

130	J.C. Sherritt 2012
117	Pless 1998
116	Bass 1988
116	Pless 1997
113	Pless 1994
110	Pless 1992
107	Morgan 2023
105	Bass 1990
100	Pless 1995
100	J.C. Sherritt 2018
96	Pless 1996

MOST DEFENSIVE TACKLES GAME

13	Davis Mtl at Edm Sept. 23, 2011
13	Hill Mtl at Edm Oct 5, 2013
12	Pless Edm at BC Oct. 12, 1991
12	Pless Edm at Sask July 7, 1995
12	Pless Edm at Ham July 28, 1995
12	Mobley Cgy at Edm Sept. 6, 1996
12	Pless Edm at Mtl Oct. 4, 1998
12	Mobley Cgy at Edm Sept. 8, 2000
12	Gass Cgy at Edm July 20, 2001
12	Ray, T Edm at Sask July 19, 2002
12	Sherritt Edm at Tor Aug. 27, 2012
12	Morgan BC at Edm Sept. 22, 2023

SPECIAL-TEAMS TACKLES

MOST SPECIAL-TEAMS TACKLES CAREER

163	Jed Roberts
115	Mathieu Bertrand
105	Trent Brown
92	A.J. Gass
84	Calvin McCarty
80	Bruce Dickson
78	Singor Mobley
76	Corbin Sharun
67	Deon Lacey
66	Brian Walling

MOST SPECIAL-TEAMS TACKLES SEASON

29	Lacey 2014
27	Miller 2016
25	Dickson 1995
25	Sharun 2011
24	Izquierdo 1993
24	Ciezki 2008
23	J Roberts 1991
23	J. Roberts 1996
23	Maurer 2006
22	Lacey 2015

TACKLES FOR LOSSES

MOST TACKLES FOR LOSSES CAREER

41	Willie Pless
33	Bennie Goods
31	Almondo Sewell
27	Leroy Blugh
27	J.C. Sherritt
25	Malvin Hunter
23	Larry Wruck

MOST TACKLES FOR LOSSES SEASON

10	Wruck 1992
8	T. Ray 2000
8	Sherritt 2012
8	Boateng 2018
8	Munoz 2012
8	Diggs 2019
7	L Lewis 1992
7	M. Hunter 1994
7	Pless 1994
7	R. Brown 2001
7	Sewell 2014
7	T. Ray 2002
7	Boateng 2017

BLOCKED KICKS

MOST BLOCKED KICKS CAREER

7	James Zachery
---	---------------

MOST BLOCKED KICKS SEASON

5	Zachery 1986
---	--------------



EDMONTON ELKS 1000-YARD CLUB

RUSHING

YEAR	PLAYER	CARRIES	YARDS	AVG.	TD
2023	Kevin Brown	186	1141	6.1	4
2019	C.J. Gable	205	1001	4.9	2
2018	C.J. Gable	196	1063	5.4	7
2011	Jerome Messam	195	1057	5.4	6
2009	Arkee Whitlock	211	1293	6.1	12
2006	Troy Davis	190	1060	5.6	4
2004	Mike Pringle	259	1141	4.4	8
2003	Mike Pringle	273	1377	5.0	13
2002	John Avery	229	1448	6.3	9
1999	Troy Mills	172	1022	5.9	6
1996	Eric Blount	246	1091	4.4	4
1991	Reggie Taylor	198	1293	6.5	4
1990	Tracy Ham	136	1096	8.1	5
1989	Reggie Taylor	237	1503	6.3	2
1989	Tracy Ham	125	1005	8.0	10
1980	Jim Germany	181	1019	5.6	10

RECEIVING

YEAR	PLAYER	CARRIES	YARDS	AVG.	TD
2019	Greg Ellingson	86	1170	13.6	5
2019	Ricky Collins Jr.	78	1103	14.1	3
2018	D. Williams	88	1579	17.9	11
2017	Brandon Zylstra	100	1687	16.9	5
2016	Adarius Bowman	120	1761	14.7	9
2016	Derel Walker	109	1589	14.6	10
2015	Adarius Bowman	93	1304	14.0	7
2015	Derel Walker	89	1110	12.5	6
2014	Adarius Bowman	112	1456	13.0	6
2013	Fred Stamps	68	1259	18.5	11
2012	Fred Stamps	70	1310	18.7	9
2011	Fred Stamps	82	1153	14.1	8
2011	Adarius Bowman	62	1153	18.6	4
2010	Fred Stamps	80	1223	15.3	5
2009	Fred Stamps	85	1402	16.5	8
2008	Kamau Peterson	101	1317	13.0	4
2008	Kelly Campbell	54	1223	22.6	7
2007	Kamau Peterson	80	1068	13.4	7
2006	Jason Tucker	75	1321	17.6	12
2005	Jason Tucker	89	1411	15.9	11
2005	Derrell Mitchell	94	1207	12.8	5
2004	Jason Tucker	67	1632	24.4	11
2004	Terry Vaughn	78	1062	13.6	2
2003	Terry Vaughn	106	1558	14.7	7
2003	Ed Hervey	72	1022	14.2	8
2002	Terry Vaughn	94	1291	13.7	9
2001	Terry Vaughn	98	1497	15.3	5
2001	Ed Hervey	77	1447	18.8	12
2000	Terry Vaughn	94	1216	12.9	6
1999	Terry Vaughn	75	1057	14.1	11
1998	Don Blair	64	1091	17.0	6
1997	Darren Flutie	90	1313	14.6	9
1997	Robert Gordon	71	1073	15.1	7
1996	Darren Flutie	86	1362	15.8	6
1996	Eddie Brown	70	1325	18.9	7

YEAR	PLAYER	CARRIES	YARDS	AVG.	TD
1979	Jim Germany	238	1324	5.6	9
1977	Jim Germany	211	1004	4.8	8
1975	Roy Bell	232	1006	4.3	5
1974	Roy Bell	286	1341	4.7	4
1973	Roy Bell	254	1455	5.7	5
1967	Jim Thomas	172	1006	5.8	6
1961	Johnny Bright	236	1350	5.7	11
1960	Johnny Bright	251	1268	5.1	13
1959	Johnny Bright	231	1340	5.8	11
1958	Johnny Bright	296	1722	5.8	8
1958	Normie Kwong	232	1033	4.5	10
1957	Johnny Bright	259	1679	6.5	16
1957	Normie Kwong	204	1050	5.1	15
1956	Normie Kwong	232	1437	6.2	5
1955	Normie Kwong	241	1250	5.2	10

YEAR	PLAYER	CARRIES	YARDS	AVG.	TD
1995	Shalon Baker	79	1156	14.6	5
1995	Nick Mazzoli	67	1044	15.6	8
1994	Eddie Brown	79	1126	14.3	12
1993	Eddie Brown	67	1378	20.6	15
1992	Jim Sandusky	78	1243	15.9	15
1992	Craig Ellis	62	1018	16.4	10
1991	Craig Ellis	66	1133	17.2	10
1991	Jim Sandusky	63	1063	16.9	10
1990	Craig Ellis	106	1654	15.6	17
1989	Craig Ellis	80	1264	15.8	9
1989	Tom Richards	60	1239	20.7	7
1988	Jim Sandusky	55	1089	19.8	8
1987	Brian Kelly	68	1626	23.9	13
1987	Stephen Jones	55	1147	20.9	8
1985	Brian Kelly	59	1034	17.5	6
1984	Brian Kelly	66	1310	19.8	18
1983	Brian Kelly	104	1812	17.4	11
1983	Tom Scott	80	1234	15.4	9
1982	Tom Scott	91	1518	16.7	13
1981	Brian Kelly	74	1665	22.5	11
1981	Tom Scott	73	1240	17.0	8
1981	Waddell Smith	65	1077	16.6	9
1980	Tom Scott	73	1245	17.1	13
1979	Waddell Smith	74	1214	16.4	13
1979	Brian Kelly	61	1098	18.0	11
1978	Tom Scott	67	1091	16.3	10
1975	G. McGowan	98	1472	15.0	8
1973	G. McGowan	81	1123	13.9	9
1972	G. McGowan	54	1015	18.8	11
1965	Tommy Joe Coffey	81	1286	15.9	2
1964	Tommy Joe Coffey	81	1142	14.1	6
1963	Tommy Joe Coffey	61	1104	18.1	5
1959	Joe Bob Smith	62	1108	17.9	8
1950	Morris Bailey	67	1060	15.8	4

EDMONTON ELKS TEAM RECORDS

SCORING

MOST POINTS SEASON	
671	1991
644	1989
617	1987
612	1990
599	1995
576	1981
569	2003
552	1992
549	2016
540	1986

MOST POINTS GAME

64-10	Wpg at Edm Sept. 15, 1995
63-3	Ott at Edm Aug. 27, 1995
62-11	Mtl at Edm Sept. 26, 1981
61-7	Tor at Edm Oct. 24, 1981
57-31	Sask at Edm Aug. 7, 1990
57-16	Ott at Edm Aug. 29, 2004
56-16	Ham at Edm Sept. 10, 1978
56-36	Tor at Edm Aug. 27, 1990
56-26	Edm at Wpg Aug. 13, 1999
55-0	Sask at Edm Aug. 24, 1959
55-7	Edm at Ott July 11, 1982
55-11	Ott at Edm Oct. 15, 1989

MOST POINTS AGAINST SEASON

599	2022
569	1991
545	2010
526	2008
520	2000
519	2013
517	2023
515	1992
510	1990
509	2007
502	1999
502	2009

MOST POINTS AGAINST GAME

59-15	Edm at BC Jun. 11, 2022
-------	----------------------------

56-8	Edm at Sask Aug. 28, 1964
56-15	Edm at Cgy Aug. 15, 2010
55-9	Edm at Sask Oct. 25, 2008
54-8	Edm at Ham July 29, 1999
54-52	Sask at Edm Oct. 28, 2000
54-14	Edm at Sask July 28, 2007
54-31	Sask at Edm Aug. 25, 2017
53-11	Edm at Wpg Aug. 13, 1993
52-15	Edm at Cgy Aug. 7, 1964
52-14	Wpg at Edm Sept. 26, 1993
52-5	Edm at Cgy Sept. 6, 2010

HIGHEST SHUTOUT

55-0	Sask at Edm Aug. 24, 1959 CFL
52-0	Cgy at Edm Sept. 22, 1956
41-0	Wpg at Edm Oct. 5, 1957
40-0	Sask at Edm Sept. 9, 1979
38-0	Ham at Edm Nov. 6, 1977
38-0	Cgy at Edm Sept. 5, 2003
33-0	Mtl at Edm Aug. 19, 1961
33-0	Edm at Wpg July 29, 1969
33-0	Cgy at Edm July 14, 1988
32-0	Mtl at Edm July 17, 1997

HIGHEST SHUTOUT AGAINST

40-0	Edm at Sask Aug. 15, 1976
33-0	Edm at Wpg Oct. 27, 1956
27-0	BC at Edm July 29, 2023
27-0	Edm at Cgy Oct. 29, 1949
23-0	Edm at Sask Aug. 27, 1951
22-0	Edm at BC June 17, 2023
20-0	Wpg at Edm Aug. 2, 1967

WINS

MOST WINS SEASON	
16	1989 CFL
14	1955
14	1957
14	1981
14	2015
13	1980
13	1986
13	1994
13	1995
13	2002
13	2003

MOST CONSECUTIVE WINS

14	Oct. 16, 1954 - Sept. 26, 1955
9	Sept. 13, 1981 - July 17, 1982
9	Sept. 24, 1989 - July 18, 1990
9	Oct. 28, 2016 - Aug. 10, 2017

MOST CONSECUTIVE WINS SEASON

10	Aug. 20 - Sept. 26, 1955
8	Aug. 31 - Sept. 28, 1953
8	Sept. 12 - Nov. 7, 1982
8	Sept. 12 - Nov. 1, 2015
7	Aug. 7 - Sept. 9, 1961
7	Sept. 12 - Oct. 24, 1970
7	Sept. 13 - Oct. 24, 1981
7	Sept. 1 - Oct. 19, 1986
7	Aug. 3 - Sept. 8, 1989
7	Sept. 24 - Nov. 5, 1989
7	Jun. 24 - Aug. 10, 2017

MOST CONSECUTIVE HOME WINS

17	Oct. 4, 1954 - Sept. 22, 1956
16	Nov. 6, 1988 - Sept. 21, 1990
11	Oct. 15, 1956 - Aug. 18, 1958
10	July 17, 1979 - July 30, 1980

MOST CONSECUTIVE HOME WINS SEASON

9	July 13 - Nov. 5, 1989
8	Aug. 27 - Oct. 29, 1955
8	Aug. 19 - Oct. 26, 1957
8	July 17 - Oct. 28, 1979
8	July 11 - Oct. 24, 1981
8	June 26 - Oct. 17, 2003

MOST CONSECUTIVE AWAY WINS

7	Oct. 18, 1954 - Oct. 1, 1955
7	Sept. 19, 1982-Sept. 5, 1983
6	Aug. 20 - Sept. 26, 1955
5	July 16 - Sept. 13, 1980
5	Nov 2, 2013 - Aug 15, 2014



MOST CONSECUTIVE AWAY WINS SEASON

6	Aug. 20-Sept. 26, 1955
5	July 16 - Sept. 13, 1980
4	Aug. 31 - Sept. 28, 1953
4	Aug. 29-Sept. 26, 1960
4	Aug. 7 - Sept. 9, 1961
4	Sept. 19 - Nov. 6, 1982
4	July 27 - Sept. 4, 2000
4	Jun 28 - Aug 15, 2014
4	Sept. 19 - Oct. 24, 2015

MOST CONSECUTIVE WINS TO START SEASON

10	Aug. 20, Sept. 26, 1955
7	Aug. 7 - Sept. 9, 1961
7	June 24 - Aug. 10, 2017
5	July 9 - Aug. 6, 1980
5	July 3 - July 29, 2011

MOST CONSECUTIVE WINNING SEASONS

14	1984-1997 (CFL)
11	1951-1961
11	1972-1982

MOST CONSECUTIVE YEARS WITH SEASON-OPENING WIN

21	1978-1998
----	-----------

LONGEST UNDEFEATED STREAK

15	July 26, 1981-July 17, 1982 (14-0-1)
14	Oct. 16, 1954-Sept. 26, 1955 (14-0-0)
11	July 10-Sept. 23, 1979 (9-0-2)

LONGEST UNDEFEATED STREAK SEASON

13	July 26-Oct. 24, 1981 (12-0-1)
11	July 10-Sept. 23, 1979 (9-0-2)
10	Aug. 20-Sept. 26, 1955 (10-0)

LONGEST HOME UNDEFEATED STREAK

17	Oct. 4, 1954-Sept. 22, 1956 (17-0-0)
16	Nov. 6, 1988-Sept. 21, 1990 (16-0-0)
11	Oct. 15, 1956-Aug. 18, 1958 (11-0-0)
10	July 17, 1979-July 30, 1980 (10-0-0)

LONGEST AWAY UNDEFEATED STREAK

9	Oct. 16, 1977-Oct. 15, 1978 (8-0-1)
7	Sept. 6, 1976-Aug. 9, 1977 (6-0-1)
7	July 26, 1981-July 11, 1982 (6-0-1)

LONGEST UNDEFEATED STREAK TO START SEASON

11	July 10-Sept. 23, 1979 (9-0-2)
10	Aug. 20-Sept. 26, 1955 (10-0)

LOSSES

MOST LOSSES SEASON	
14	1963
14	2013
14	2022
14	2023
12	1964
12	1999
12	2007
11	1965
11	1969
11	2006
11	2010
11	2012
11	2012
11	2021

MOST CONSECUTIVE LOSSES

13	Sept. 21, 1963 - Sept. 4, 1964
13	Oct. 1, 2022 - Aug. 10, 2023
8	Aug. 11 - Sept. 26, 1971
8	Jul. 13 - Sept. 7, 2013
8	Sept. 11 - Nov. 13, 2021
7	Sept. 28, 2007 - Jun. 28, 2008
6	Aug. 4 - Sept. 6, 1969
6	Aug. 17 - Sept. 30, 2017

MOST CONSECUTIVE LOSSES SEASON

9	Sept. 21 - Nov. 2, 1963
9	June 11 - Aug. 10, 2023
8	Aug. 11 - Sept. 26, 1971
8	Jul. 13 - Sept. 7, 2013
8	Sept. 11 - Nov. 13, 2021
6	Aug. 4 - Sept. 6, 1969
6	Sept. 28 - Nov. 3, 2007
6	Aug 17 - Sept 30, 2017
5	July 30 - Aug. 23, 1965
5	Sept 3 - Sept 28, 2012
5	Sept. 28 - Oct 28, 2013

MOST CONSECUTIVE HOME LOSSES

22	Oct. 26, 2019 - Aug. 10, 2023
6	Sept. 8, 1962 - Aug. 5, 1963
6	Aug. 6 - Oct. 17, 1999
6	Nov 2, 2012 - Sept 6, 2013
5	Sept. 28, 1963-Aug. 28, 1964
5	Oct. 17, 1964 - Aug. 23, 1965
5	Sept. 19, 1966 - Aug. 2, 1967

MOST CONSECUTIVE HOME LOSSES SEASON

9	Jun. 18 - Oct. 21, 2022 (All)
7	Aug. 7 - Nov 5, 2021 (All)
6	Aug. 6 - Oct. 17, 1999
5	Sept. 8 - Oct. 20, 1962
5	Jun 30, 2013 - Sept 6, 2013
5	June 11 - Aug. 10, 2023
4	Sept. 19 - Oct. 29, 1966
4	Aug. 4 - Sept. 6, 1969
4	Aug. 11 - Sept. 18, 1971

MOST CONSECUTIVE AWAY LOSSES

10	Aug. 12, 1963-Sept. 11, 1964
7	Oct. 28, 1970-Sept. 26, 1971
7	Nov. 6, 2005-Sept. 16, 2006
7	Aug 9, 2018-Jun 27, 2019
5	Sept. 25, 1983-July 22, 1984
5	July 17-Sept 19, 2010
5	Sept. 3-Oct. 28, 2012
5	Oct. 8, 2022 - July 20, 2023

MOST CONSECUTIVE AWAY LOSSES SEASON

8	Aug. 12 - Nov. 2, 1963
6	July 27 - Sept. 26, 1971
6	June 17 - Sept. 16, 2006
6	Aug 9, 2018 - Oct 19, 2018
5	July 17 - Sept 19, 2010
5	Sept. 3 - Oct. 28, 2012
4	July 31 - Sept. 7, 1970
4	Aug. 14 - Sept. 28, 1997
4	Jul. 20 - Sept. 2, 2013
4	June 17 - July 20, 2023

MOST CONSECUTIVE LOSSES TO START SEASON

9	June 11 - Aug. 10, 2023
5	July 30 - Aug. 23, 1965
4	Aug. 7 - 28, 1964
4	July 4 - 24, 2010
3	Jun. 19 - Jul. 2, 2004
3	Jun. 11 - Jun. 25, 2022
2	Aug. 21 - 23, 1954
2	Aug. 5 - 12, 1963
2	July 29 - Aug. 2, 1966
2	Aug. 2 - 9, 1967
2	July 27 - 29, 1971
2	July 5 - 14, 2000
2	Aug. 7 - Aug 14, 2021

TOUCHDOWNS

MOST TOUCHDOWNS SEASON	
77	1991
70	1990
70	1989
70	1987
65	1981
65	2003
63	1957
63	1992
63	1995
58	1986

MOST TOUCHDOWNS GAME

9	Wpg at Edm Sept. 15, 1995
8	BC at Edm Oct. 22, 1956
8	Sask at Edm Aug. 24, 1959
8	Mtl at Edm Sept. 26, 1981
8	Tor at Edm Oct. 24, 1981
8	Ott at Edm Aug. 27, 1995

CONVERTS

MOST CONVERTS SEASON	
75	1991
70	1989
69	1987
65	1990
63	2003
62	1981
61	1995
60	1992
57	2004
55	1980
55	1986

MOST CONVERTS GAME

9	Wpg at Edm Sept. 15, 1995
8	Mtl at Edm Sept. 26, 1981
8	Tor at Edm Oct. 24, 1981
8	Ott at Edm Aug. 27, 1995

FIELD GOALS

MOST FIELD GOALS SEASON	
50	1977
47	1994
47	2019
45	1989
45	1999
45	2001
45	2015
45	2016
44	1995
44	1996

MOST FIELD GOALS GAME

7	Edm at Wpg Jun. 27, 2019
7	Wpg at Edm Aug. 23, 2019
6	Sask at Edm Oct. 22, 1972
6	BC at Edm July 13, 1989
6	Edm at BC Oct. 29, 1993
6	BC at Edm Nov. 5, 1995
6	Edm at BC Oct. 12, 1996
6	Mtl at Edm July 17, 1997
6	BC at Edm Oct. 17, 2015

SINGLES

MOST SINGLES SEASON	
33	1986 (CFL)
31	1983
27	1990
26	1980
23	1997
23	2007
22	1978
22	2011
21	1981
21	1984
21	2000

MOST SINGLES GAME

5	Sask at Edm Aug. 30, 1981
4	Edm at Tor Aug. 9, 1995
4	Edm at Wpg Oct. 12, 1997
4	BC at Edm Oct. 19, 1997
4	Sask at Edm Sept. 21, 2002
4	Cgy at Edm July 3, 2008

SAFETIES

MOST SAFETIES SEASON	
7	2007
6	2000
6	2005
6	2006
6	2009
6	2013
6	2016

MOST SAFETIES GAME

4	Edm at Sask Aug. 18, 2000
2	Cgy at Edm Aug. 27, 1966
2	Edm at Wpg Oct. 16, 1966
2	Wpg at Edm Aug. 6, 1973
2	BC at Edm Aug. 12, 1983
2	Edm at Cgy z July 22, 1999
2	Edm at BC July 7, 2001
2	Tor at Edm, Sept. 25, 2004
2	Ott at Edm, June 24, 2005
2	Tor at Edm, Oct. 14, 2006
2	Edm at Mtl Sept 23, 2007
2	Edm at Sask Oct. 25, 2008

FIRST DOWNS

MOST FIRST DOWNS SEASON	
482	1991
478	1989

455	1990
448	2016
438	2017
417	1992
415	2018
403	1957
397	2005
396	1986

MOST FIRST DOWNS GAME

44	Ham at Edm Sept. 11, 1983
40	Sask at Edm July 31, 1991
40	Ott at Edm Aug. 29, 2004
39	Edm at Ott Aug. 17, 1989
38	Sask at Edm Oct. 28, 2000
37	Tor at Edm Aug. 21, 1991
36	Edm at Cgy Sept. 2, 1991
35	LV at Edm Nov. 5, 1994
35	Mtl at Edm June 14, 2019

MOST FIRST DOWNS RUSHING SEASON

272	1957 CFL
215	1991
214	1958
212	1955
210	1989
205	1956
193	1990

MOST FIRST DOWNS RUSHING GAME

24	BC at Edm Oct. 22, 1956
20	Sask at Edm July 31, 1991
20	Edm at BC Oct. 16, 2010
19	Sask at Edm Oct. 30, 1999

MOST FIRST DOWNS PASSING SEASON

292	1983
256	2016
253	2008
250	2017
249	2005
242	1981
241	1997
238	1989
236	2007
232	1991



MOST FIRST DOWNS PASSING GAME

30	Ham at Edm Sept. 11, 1983
29	Wpg at Edm, Aug. 7, 1997
27	Mtl at Edm Oct. 15, 1983
26	Sask at Edm Aug. 5, 1983
25	Edm at Ham Sept. 19, 1982
23	Edm at BC Oct. 16, 1982
22	Edm at Wpg Oct. 23, 1982
22	Sask at Edm Oct. 26, 2007
21	Wpg at Edm Oct. 2, 1992
21	Ham at Edm July 9, 1994
21	Wpg at Edm June 28, 2007
21	Edm at BC Aug. 8, 2008
21	Edm at Tor July 17, 2013
21	Ham at Edm Aug. 21, 2015

MOST FIRST DOWNS PENALTIES SEASON

50	2015
49	2016
41	1992
41	2017
39	2004
39	2010
38	1997
38	2014
37	1986
36	1972
33	2023

MOST FIRST DOWNS PENALTIES GAME

8	Edm at Cgy Sept. 2, 1991
8	Edm at Ott Aug. 6, 2016
7	Ott at Edm Aug. 6, 1992
6	Sask at Edm Sept. 12, 1976
6	Sask at Edm Aug. 28, 1991
6	Sask at Edm Nov. 1, 1992
6	BC at Edm Aug. 4, 1993
6	BC at Edm Sept. 30, 1994

6	Cgy at Edm Sept. 5, 1997
6	Edm at Mtl Aug. 2, 2002
6	Mtl at Edm Oct. 11, 2004
6	Mtl at Edm July 11, 2010
6	Wpg at Edm Oct. 30, 2010
6	Ott at Edm July 9, 2015
6	Ham at Edm Aug. 21, 2015
6	Edm at Wpg Sept. 30, 2016

TOTAL YARDS

MOST YARDS SEASON

8015	1991
7951	1989
7707	1990
7536	2016
7323	2017
7279	1987
7219	2008
7182	2018
7075	1957
7035	1983

MOST YARDS GAME

698	Ham at Edm Sept. 11, 1983
647	Mtl at Edm Oct. 15, 1983
644	Wpg at Edm Aug. 7, 1997
634	Sask at Edm Aug. 24, 1959
633	Edm at Sac Oct. 2, 1993
628	Sask at Edm Nov. 5, 1989
607	Mtl at Edm June 14, 2019
604	Cgy at Edm Oct. 12, 1957
595	Ott at Edm Sept. 21, 1990
593	Ott at Edm Aug. 27, 1995

RUSHING

MOST RUSHES SEASON

738	1958 CFL
722	1957
655	1955
612	1956
610	1959

MOST RUSHES GAME

67	Edm at Wpg Aug. 25, 1951 CFL
59	Wpg at Edm Nov. 23, 1957

MOST YARDS SEASON

4345	1957 CFL
3722	1958
3482	1956
3392	1955
3364	1989
3335	1991

MOST YARDS GAME

441	Edm at Cgy Sept. 15, 1951 CFL
-----	----------------------------------

MOST TOUCHDOWNS SEASON

46	1957 CFL
35	1951
32	1989
30	1956
29	1958
28	1954
28	1991

MOST TOUCHDOWNS GAME

6	BC at Edm Oct. 22, 1956
5	Sask at Edm Aug. 24, 1959
5	Tor at Edm July 1, 1995
5	Ott at Edm, Aug. 29, 2004

PASSING

MOST PASSES SEASON

718	2005
701	1995
691	1983
676	2015
673	2017
670	1994
666	2007
665	1996
663	1990
662	2016

MOST PASSES GAME

62	Edm at Sask July 7, 1995
56	Tor at Edm Aug. 20, 2005
56	Ham at Edm Aug. 21, 2015
54	Edm at Tor Oct. 23, 1994

54	Edm at Wpg, June 27, 2019
53	Edm at Cgy Sept. 4, 2017
52	Mtl at Edm Oct. 15, 1983
52	Edm at Cgy Sept. 2, 1991
52	Balt at Edm Aug. 2, 1995
52	Wpg at Edm, Aug. 7, 1997

MOST COMPLETIONS SEASON

482	2005
470	2016
460	2017
459	2019
450	2008
440	2007
429	2015
423	2006
422	2018
419	2009

MOST COMPLETIONS GAME

40	Tor at Edm Aug. 20, 2005
38	Cgy at Edm Sept. 9, 2017
36	Ham at Edm Sept. 11, 1983
36	Wpg at Edm, Aug. 7, 1997
36	Edm at Wpg, Sept. 26, 2008
35	Cgy at Edm, Sept. 9, 2005
35	Mtl at Edm, Oct. 31, 2008
35	Cgy at Edm, Sept. 10, 2016
35	Edm at Wpg, June 27, 2019
34	Sask at Edm Oct. 26, 2007
34	Ham at Edm, Aug. 21, 2015
34	Edm at Cgy Sept. 4, 2017

MOST YARDS SEASON

6031	2008
5972	2017
5922	2016
5887	1983
5776	1987
5606	2018
5585	2005
5560	2004
5479	1995
5387	1997

MOST YARDS GAME

595	Wpg at Edm, Aug. 7, 1997
555	Mtl at Edm Oct. 15, 1983
544	Ham at Edm Sept. 11, 1983
540	Wpg at Edm, July 30, 2004
526	Wpg at Edm Oct. 2, 1992
503	Edm at Cgy Sept. 2, 1950
497	BC at Edm, June 26, 2004
482	Edm at Sac Oct. 2, 1993
475	Mtl at Edm, Oct. 31, 2008
469	Edm at Wpg June 30, 2005

MOST TOUCHDOWNS SEASON

47	2005
43	1990
42	1991
41	1992
39	1987
37	1979
37	1989
37	2003
36	1995
34	2000

MOST TOUCHDOWNS GAME

6	Sask at Edm Nov. 5, 1989
6	Wpg at Edm July 21, 2000
5	Sask at Edm July 17, 1979
5	Mtl at Edm Oct. 15, 1983
5	Edm at Sask Aug. 7, 1990
5	Sask at Edm July 31, 1991
5	Tor at Edm Aug. 21, 1991
5	Edm at Tor Oct. 21, 2000
5	Ham at Edm July 30, 2005
5	Wpg at Edm, June 28, 2007
5	Mtl at Edm Sept. 14, 2007

**INTERCEPTIONS BY ELKS
MOST INTERCEPTIONS SEASON**

38	1954
37	1989

36	1959
36	1990
35	1971
35	1995
34	1955
34	1958
34	1993

MOST INTERCEPTIONS GAME

7	Cgy at Edm Oct. 4, 1954
7	Van at Edm Oct. 25, 1958
6	Edm at Van Aug. 27, 1956
6	Wpg at Edm Oct. 27, 1968
6	Ham at Edm Sept. 26, 1970
6	Ham at Edm Sept. 7, 1980
6	Edm at Cgy Oct. 16, 1988
6	Cgy at Edm Aug. 14, 1990
6	Edm at Cgy Sept. 7, 1992
6	Edm at Tor (in Moncton), Sept. 26, 2010

MOST RETURN YARDS SEASON

517	1986
506	1967
503	1980
503	1990
497	1995
496	1997
493	2008
491	1988
485	2000
482	1978

MOST RETURN YARDS GAME

247	Edm at Tor (in Moncton), Sept. 26, 2010
162	Edm at Tor Oct. 21, 2000
158	Ham at Edm, Sept. 13, 2008
145	Edm at Birm Oct. 19, 1995
135	Mtl at Edm Sept. 14, 2007
133	Edm at BC July 20, 2012
127	Edm at Cgy Oct. 28, 1967
123	Ham at Edm Sept. 7, 1980
113	Edm at Ham Sept. 19, 2015
110	Edm at BC Sept. 19, 1986

MOST RETURN TOUCHDOWNS SEASON

6	1978 CFL
6	1988 CFL
5	1967
5	1980



5	2002
5	2004
4	2010
4	2015

MOST RETURN TOUCHDOWNS GAME

3	Edm at Reg July 26, 1978
2	Ham at Edm Sept. 7, 1980
2	Tor at Edm July 13, 2002
2	Edm at Cgy Sept. 2, 2002
2	Ham at Edm, Sept. 13, 2008
2	Tor at Edm Aug. 28, 2014
2	Edm at Ham Sept. 19, 2015

INTERCEPTIONS BY OPPOSITION

MOST INTERCEPTIONS SEASON

42	1970
37	1963
36	1971
35	1987
31	1988
30	1990
30	1996
29	1972
29	1997

MOST INTERCEPTIONS GAME

7	Wpg at Edm Sept. 9, 1950
7	Sask at Edm Sept. 18, 1972
7	Edm at Sask Oct. 18, 1987
6	Sask at Edm Sept. 7, 1963
6	Edm at Ott Sept. 27, 1969
6	Edm at Reg July 31, 1970
6	BC at Edm Aug. 12, 1983
6	Edm at Ham Aug. 12, 1988
6	BC at Edm July 10, 1997
6	Edm at Cgy July 5, 2000

MOST RETURN YARDS SEASON

587	1984
531	1976
521	1970

500	2005
491	1990
481	1992
478	1971
462	2018
457	2010
438	1996

MOST RETURN YARDS GAME

147	Edm at Wpg Oct. 5, 1980
135	Edm at Cgy July 5, 2000
131	Cgy at Edm Sept. 7, 2001
123	Sask at Edm Sept. 18, 1972
116	Edm at Cgy Nov. 6, 2005
115	Edm at BC Aug. 25, 1988
115	Cgy at Edm Sept. 9, 2005
109	Cgy at Edm Sept. 6, 1969
108	Edm at Ott Sept. 25, 1965
104	BC at Edm Oct. 5, 1963
104	Mtl at Edm Oct. 5, 2013

PUNTING

MOST PUNTS SEASON

170	1968
165	1969
157	1971
157	1996
154	1988
154	1993
148	1970
148	1995
147	1967
147	1998

MOST PUNTS GAME

15	Edm at BC Sept. 19, 1986
15	Edm at Ham Sept. 17, 1993

MOST YARDS SEASON

6950	1978
6795	1968
6718	1988
6597	1979
6594	1996
6560	1980
6523	1986
6483	1971

MOST YARDS GAME

721	Edm at BC Sept. 19, 1986
-----	-----------------------------

PUNT RETURNS

MOST RETURNS SEASON

149	1982
145	1969
145	1988
144	1996
142	1958
142	1959
142	1989
140	1979
138	1957

MOST RETURN YARDS SEASON

1461	1991
1449	1996
1431	1986
1409	1989
1339	1987
1278	1975
1247	1992
1235	1993
1206	1988
1198	1994

MOST RETURN YARDS GAME

269	Cgy at Edm June 27, 1987
246	Cgy at Edm Nov. 7, 1993
232	Ott at Edm July 17, 1991
215	Edm at Wpg Sept. 20, 1996
209	LV at Edm Aug. 25, 1994
205	Edm at Tor Aug. 9, 1995
205	Edm at Ott July 21, 2005
179	Ham at Edm Aug. 23, 1996
178	Wpg at Edm Oct. 26, 1975
177	BC at Edm Oct. 13, 1980

MOST RETURN TOUCHDOWNS SEASON

5	1987
5	1991
5	1994
4	1993
3	1975
3	1986
3	1992
3	1996
3	2005

MOST RETURN TOUCHDOWNS GAME

2	Cgy at Edm June 27, 1987
2	Cgy at Edm Sept. 6, 1991

2	Cgy at Edm , Nov. 7, 1993
2	LV at Edm Aug. 25, 1994
2	Edm at Wpg Sept. 20, 1996

KICKOFFS

MOST KICKOFFS SEASON

120	1990
117	1991
113	1989
107	2009
105	1987
102	1992
98	2003
95	1995
87	1986
87	2017

MOST KICKOFFS GAME

10	Edm at Ott July 26, 1990
10	Sask at Edm Aug. 7, 1990
10	Tor at Edm Aug. 27, 1990
10	Edm at BC Oct. 12, 1991
10	Wpg at Edm Sept. 15, 1995
10	Tor at Edm Aug. 9, 2003

MOST YARDS SEASON

6366	1990
6140	1991
6115	1989
6025	2009
5965	1987
5640	2003
5611	1995
5340	2016
5255	1986
5167	2018

MOST YARDS GAME

588	Edm at BC Oct. 29, 1993
582	Tor at Edm Aug. 9, 2003
578	Wpg at Edm Sept. 15, 1995
570	Ott at Edm Aug. 27, 1995
562	Edm at BC Oct. 12, 1991
545	Edm at Ott July 26, 1990
542	Sask at Edm Aug. 7, 1990

532	Cgy at Edm Sept. 22, 1956
530	Wpg at Edm July 21, 2000
522	Tor at Edm Aug. 27, 1990

KICKOFF RETURNS

MOST RETURNS SEASON

106	1991
104	2009
92	1990
89	1987
88	2010
87	1992
86	2000
85	2004
84	1995
82	1999
82	2008

MOST RETURNS GAME

10	Wpg at Edm Sept. 26, 1993
9	BC at Edm Aug. 12, 1983
9	Edm at Tor Sept. 21, 1991
9	Edm at BC July 22, 1992
9	Edm at Cgy Sept. 5, 1994
9	Edm at Cgy Sept. 4, 1995
9	Wpg at Edm July 21, 2000
9	Edm at Mtl July 9, 2009

MOST RETURN TOUCHDOWNS SEASON

2	1999
2	2014

MOST RETURN TOUCHDOWNS GAME

2	Edm at Mtl Oct. 23, 1999
---	-----------------------------

MOST RETURN YARDS SEASON

2118	2009
2044	1976
2028	1991
1886	1999
1800	2000
1734	2004
1727	1964
1724	2010
1712	2008
1711	1987

MOST RETURN YARDS GAME

247	Edm at Mtl Oct. 23, 1999
245	Edm at Wpg Oct. 17, 1976
243	Edm at Cgy Sept. 28, 1975
241	BC at Edm Aug. 12, 1983
239	Cgy at Edm Oct. 31, 1976
232	Edm at Wpg Aug. 13, 1993
232	Ham at Edm Aug. 27, 1999
229	Wpg at Edm July 21, 2000
228	Tor at Edm Aug. 1, 1986

FUMBLES

MOST FUMBLES SEASON

47	1952
46	1991
45	1990
43	1958
42	1955
42	1956
41	2004
40	1988

MOST FUMBLES GAME

8	Mtl at Edm Oct. 13, 1969
7	Edm at Wpg Nov. 13, 1950
7	Edm at Cgy Aug. 30, 1952
7	Wpg at Edm Sept. 19, 1955

MOST FUMBLES LOST GAME

6	Edm at Cgy Aug. 24, 1957
6	Mtl at Edm Oct. 13, 1969
5	Cgy at Edm Sept. 20, 1952
5	Edm at Cgy Aug. 24, 1957
5	Edm at Cgy June 24, 1986
5	Edm at BC Sept. 13, 2002
5	Wpg at Edm Oct. 17, 2003
5	Edm at Mtl, Sept. 21, 2009



MOST FUMBLES LOST SEASON

34	1991
31	1958
31	1990
30	1956
29	2002
28	1952
26	1955
26	1986
26	1988

QUARTERBACK SACKS

MOST QUARTERBACK SACKS

GAME

13	Edm at Toronto, Aug. 18, 1993 (CFL)
10	Edm at Ham Oct. 7, 1984
10	Sask at Edm Aug. 7, 1990
9	Sask at Edm July 31, 1997
9	Edm at BC Aug. 18, 2006

FUMBLE RETURNS

MOST OPPOSITION FUMBLES

SEASON

45	1995
37	1990
37	1992
36	1989
35	1988
33	1977
32	1984
31	1987
31	1993

MOST OPPOSITION FUMBLES

GAME

7	BC at Edm Sept. 19, 1960
7	BC at Edm Oct. 16, 1992
6	Edm at Cgy Sept. 24, 1955
6	Edm at Cgy Sept. 7, 1959
6	Edm at Cgy Sept. 4, 1989
6	Edm at Ott July 26, 1990
6	Ham at Edm Sept. 25, 1992

MOST FUMBLES RECOVERED

GAME

6	Edm at Cgy Sept. 4, 1989
5	(Many occasions. First in 1952. Last in 1992 vs. BC.)

MOST FUMBLES RECOVERED

SEASON

32	1995
29	1956
28	1989
27	1952
25	1955
25	1990
25	1993
23	1958
23	1979

MOST RETURN YARDS SEASON

381	1991
238	1977
230	2014
209	1999
205	1995
180	1960
176	1972
176	1987
166	1952

MOST RETURN YARDS GAME

106	Ham at Edm Aug. 21, 2015
95	Tor at Edm Sept. 12, 1987
95	Cgy at Edm, Sept. 10, 2004
92	Tor at Edm Sept. 26, 1999
85	Edm at Sask Sept. 29, 2001
79	Wpg at Edm Oct. 13, 2014
74	Sask at Edm Aug. 2, 1977
72	Cgy at Edm Sept. 8, 1995
71	Edm at Cgy Oct. 30, 1977
66	Ott at Edm Aug. 23, 1987

MOST RETURN TOUCHDOWNS

SEASON

4	1960
4	2014
3	1993
3	1999
3	2012

MOST RETURN TOUCHDOWNS

GAME

2	Cgy at Edm, Sept. 10, 2004
2	Cgy at Edm, Sept. 8, 2006

BLOCKED KICKS

MOST BLOCKED KICKS SEASON

8	1986 (CFL)
6	1967

MOST BLOCKED KICKS GAME

2	Cgy at Edm Oct. 19, 1986
---	-----------------------------

PENALTIES

MOST PENALTIES SEASON

220	2004
209	1992
205	2014
204	2003
202	1993
202	1999
202	2005
199	2002
198	1991
197	2019

MOST PENALTIES GAME

23	Sask at Edm July 15, 1992 CFL
23	BC at Edm July 7, 2006
22	Mtl at Edm June 21, 2003
22	Edm at Tor (in Ft. McMurray) June 27, 2015
21	Edm at Mtl Aug. 2, 2002
21	Edm at Ham Oct. 1, 2004
21	Edm at Cgy, Sept. 6, 2010
20	Edm at Sask Aug. 19, 1990
20	BC at Edm Oct. 1, 2000
20	Edm at Cgy Sept. 1, 2003
20	Edm at BC July 9, 2004
20	Cgy at Edm, Sept. 8, 2006

MOST PENALTY YARDS SEASON

1881	1992
1824	2003
1806	2014
1761	2005
1754	2004
1738	1991
1700	2013
1697	1989
1677	2019
1651	2010

MOST PENALTY YARDS GAME

227	BC at Edm July 7, 2006
224	Edm at Tor, Oct. 4, 2014
212	Wpg at Edm Oct. 2, 1992
205	Edm at Cgy Sept. 1, 2003
204	Mtl at Edm, July 11, 2010
197	Edm at Sask July 12, 1991
196	BC at Edm Oct. 1, 2000
191	Edm at Mtl July 26, 2018
190	Ham at Edm Oct. 29, 2021
186	Wpg at Edm, July 20, 2006
184	Edm at Tor Aug. 8, 2004

ATTENDANCE

HIGHEST ATTENDANCE SEASON

463,188	1982
399,899	1983
377,398	2005
371,054	2003
360,880	1986
359,103	1981
351,284	2004
344,496	1980
343,447	2002
340,860	2006

HIGHEST ATTENDANCE GAME

62,517	vs Sask, Sept. 26, 2009
62,444	vs Cgy, Sept. 5, 2003
61,481	vs Cgy, Sept. 6, 2002
59,979	vs BC, Oct. 10, 1982
59,836	vs Cgy, Sept. 26, 1982
59,723	vs Sask, Aug. 29, 1982
59,104	vs Ham, Oct. 30, 1982
57,843	vs Cgy, Sept. 6, 1991
57,596	vs Wpg, Aug. 1, 1982
57,444	vs Cgy, Sept. 7, 1990



CFL REGULAR SEASON RECORDS HELD OR SHARED BY **ELKS** TEAMS

Most Consecutive Seasons, Above 0.500	14	1984 to 1997
Most Consecutive Seasons, 0.500 or better	27	1972 to 1998
Most Consecutive Seasons, 10+ wins	13	1985 to 1997
Most Wins, Season	16	1989
Most Home Wins, Season	10	1989*
Most Home Losses, Season	9	2022
Most Points Scored, One Quarter	38	vs Mtl (2nd) Sept 26, 1981*
Most Points Scored, One Half, Both Teams	67	Edm 34 vs Wpg 33 (2nd) July 21, 2000
Most Points Scored, Losing Team	52	Edm 52 at Sask 54 OT Oct 28, 2000
Most Shutouts, Season	3	1955 & 1957*
Largest Comeback, to 2nd Qtr	27	Was 2-29, Edm 37 at Cgy 36 Sept 28, 1975*
Most Touchdowns, Rushing, Season	46	1957
Most Touchdowns, Punt Returns, Season	5	1987, 1991 & 1994*
Most 1-Pt Converts Made, Game	9	vs Wpg Sept 15, 1995*
Most Singles, Season	33	1986*
Most Safety Touches Allowed, Season	14	2010
Most Yards Net Offence, Game, Both Teams	1248	BC 724 vs Edm 524 Oct. 12, 1991
Most First Downs by Pass, Game	30	Edm vs Ham Sept. 11, 1983
Most First Downs by Rush, Season	272	1995
Most Rushing Attempts, Season	738	1958
Most Rushing Attempts, Game	67	at Wpg Aug. 25, 1951
Most Yards, Rushing, Season	4345	1957
Highest Avg. Rushing per Game, Season	271.6	1957
Fewest Yards Net Off. Allowed, Season (18 gms)	4589	1989
Fewest Touchdowns Allowed, Season (18 gms)	28	1981
Most Blocked Kicks, Season	8	1986
Most Punt Return Yards, Game	269	vs Cgy Jun. 27, 1987
Highest Kick Return Avg., Season	28.1	1973
Most Unsuccessful FG Returns, Season (since 1986)	13	1998*
Highest Turnover Ratio (since 1967)	+41	1981
Most QB Sacks Made, Game	13	at Tor Aug. 18, 1993

*Shared with other CFL teams

CFL REGULAR SEASON RECORDS HELD OR SHARED BY **PLAYERS**

Most Touchdowns, Punt Returns, Career	26	- Henry Williams - 1986 to 2000
Most Touchdowns, Punt Returns, Season	5	- Henry Williams - 1991*
Most Touchdowns, Punt Returns, Game	2	- Henry Williams - 3 times*
Most Touchdowns, Kickoff Returns, Season	2	- Billy Vessels - 1953, Eric Blount - 1998, Kendial Lawrence - 2014*
Most Touchdowns, Kick Returns, Career	31	- Henry Williams - 1986 to 2000
Most 1-Pt Converts Made, Game	9	- Sean Fleaming - vs Wpg Sept 15, 1995*
Most 2-Pt Converts Made, Game	2	- Tyrone Walls - 1975
Most singles, Season	33	- Tom Dixon - 1986
Most Rushing Yards, Career	16,425	- Mike Pringle - 1992 to 2004**
Most Rushing Yards, First Year Player	1448	- John Avery 2002
Most Rushing Yards QB, Career	11,920	- Damon Allen - 1985 to 2007**
Most Rushing Yards QB, Season	1096	- Tracy Ham - 1990
Most Rushing Yards QB, Game	180	- Nealon Greene - vs Sask July 16, 1999
Most Receptions, First Year Player	89	- Derel Walker - 2015
Most 1000-Yard Seasons, Receiving Yards, Career	11	- Terry Vaughn - 1991-2006**
Most 1000-Yard Seasons, Receiving Yards, Consecutive	11	- Terry Vaughn - 1995-2005**
Most 200-Yard Receiving Yard Games, Career	6	- Brian Kelly - 1979-1987
Most Yards from Scrimmage, Career	20,255	- Mike Pringle - 1992 to 2004**
Most Passing Completions, Season	479	- Ricky Ray - 2005
Most Consecutive Pass Completions, Game	22	- Jason Maas - vs Wpg Oct 4, 2008
Most Punt Returns, Career	1003	- Henry Williams - 1986 to 2000
Most Punt Return Yards, Career	11,257	- Henry Williams - 1986 to 1988
Most Punt Return Yards, Season	1440	- Henry Williams - 1991
Most Punt Return Yards, Game	232	- Henry Williams - vs Ott July 17, 1991
Longest Punt Return	116	- Larry Highbaugh - vs Wpg Oct 26, 1975
Highest Punt Return Average, Season (min 30)	16.8	- Larry Highbaugh - 1975
Most Kickoff Returns, Career	335	- Henry Williams - 1986 to 2000
Most Kickoff Return Yards, Career	7354	- Henry Williams - 1986 to 2000
Highest Kickoff Return Average, Career (min 100)	35.2	- Larry Highbaugh - 1971 to 1983**
Highest Kickoff Return Average, Season (min 20)	40.1	- Larry Highbaugh - 1976
Most Interception Return TD's, Season	5	- Malcolm Frank - 2004
Most Total Kick Return Yards, Career	20,227	- Henry Williams - 1986-2000
Most Fumble Returns, Career	39	- Willie Pless - 1986 to 1998**
Most Fumble Returns, Season	8	- Willie Pless - 1992*
Most Defensive Tackles, Career	1207	- Willie Pless - 1986 to 1998**
Most Blocked Kicks, Season	5	- James Zachery - 1986

*Shared with other CFL players

**Career totals include other CFL teams



SEASON STANDINGS 2023-1911

CANADIAN FOOTBALL LEAGUE

Year	W	L	T	OTL	Pts	For	Agt	Pos	Head Coach	Comments
2023	4	14	0		8	367	517	5th	Chris Jones	
2022	4	14	0		8	354	599	5th	Chris Jones	
2021	3	11	0		6	246	378	5th	Jamie Elizondo	
2020	NO SEASON DUE TO COVID-19 PANDEMIC								Scott Milonovich	
2019	8	10	0		16	406	400	4th	Jason Maas	Lost playoffs
2018	9	9	0		15	482	471	5th	Jason Maas	
2017	12	6	0		24	510	495	3rd	Jason Maas	Lost playoffs
2016	10	8	0		20	549	496	4th	Jason Maas	Lost playoffs
2015	14	4	0		28	466	341	1st	Chris Jones	Won Grey Cup 14
2014	12	6	0		24	492	340	2nd	Chris Jones	Lost playoffs
2013	4	14	0		8	421	519	4th	Kavis Reed	
2012	7	11	0		14	422	450	4th	Kavis Reed	Lost playoffs
2011	11	7	0		22	427	401	2nd	Kavis Reed	Lost playoffs
2010	7	11	0		14	382	545	4th	Ritchie Hall	
2009	9	9	0		18	469	502	3rd	Ritchie Hall	Lost playoffs
2008	10	8	0		20	512	526	4th	Danny Maciocia	Lost playoffs
2007	5	12	1		11	400	509	4th	Danny Maciocia	
2006	7	11	0		14	399	468	4th	Danny Maciocia	
2005	11	7	0		22	453	421	3rd	Danny Maciocia	Won Grey Cup 13
2004	9	9	0		18	532	472	2nd	Tom Higgins	Lost playoffs
2003	13	5	0		26	569	414	1st	Tom Higgins	Won Grey Cup 12
2002	13	5	0	0	26	516	450	1st	Tom Higgins	Lost Grey Cup
2001	9	9	0	1	19	439	463	1st	Tom Higgins	Lost playoffs
2000	10	8	0	1	21	527	520	2nd	Don Matthews	Lost playoffs
1999	6	12	0		12	459	502	3rd	Don Matthews	Lost playoffs
1998	9	9	0		18	396	450	2nd	Kay Stephenson	Lost playoffs
1997	12	6	0		24	479	400	1st	Ron Lancaster	Lost playoffs
1996	11	7	0		22	459	354	2nd	Ron Lancaster	Lost Grey Cup
1995	13	5	0		26	599	359	2nd	Ron Lancaster	Lost playoffs
1994	13	5	0		26	518	401	2nd	Ron Lancaster	Lost playoffs
1993	12	6	0		24	507	372	2nd	Ron Lancaster	Won Grey Cup 11
1992	10	8	0		20	552	515	2nd	Ron Lancaster	Lost playoffs
1991	12	6	0		24	671	569	1st	Ron Lancaster	Lost playoffs
1990	10	8	0		20	612	510	2nd	Joe Faragalli	Lost Grey Cup
1989	16	2	0		32	644	302	1st	Joe Faragalli	Lost playoffs
1988	11	7	0		22	477	408	1st	Joe Faragalli	Lost playoffs
1987	11	7	0		22	617	462	2nd	Jack Parker (2) - Joe Faragalli (16)	Won Grey Cup 10
1986	13	4	1		27	540	365	1st	Jack Parker	Lost Grey Cup
1985	10	6	0		20	432	373	3rd	Jack Parker	Lost playoffs
1984	9	7	0		18	464	443	3rd	Jack Parker	Lost playoffs
1983	8	8	0		16	450	377	3rd	Pete Kettela (8) -- Jack Parker (8)	Lost playoffs
1982	11	5	0		22	544	323	1st	Hugh Campbell	Won Grey Cup 9
1981	14	1	1		29	576	277	1st	Hugh Campbell	Won Grey Cup 8
1980	13	3	0		26	505	281	1st	Hugh Campbell	Won Grey Cup 7
1979	12	2	2		26	495	219	1st	Hugh Campbell	Won Grey Cup 6
1978	10	4	2		22	452	301	1st	Hugh Campbell	Won Grey Cup 5
1977	10	6	0		20	412	320	1st	Hugh Campbell	Lost Grey Cup
1976	9	6	1		19	311	367	2nd	Ray Jauch	Lost playoffs
1975	12	4	0		24	432	370	1st	Ray Jauch	Won Grey Cup 4
1974	10	5	1		21	345	247	1st	Ray Jauch	Lost Grey Cup
1973	9	5	2		20	329	284	1st	Ray Jauch	Lost Grey Cup
1972	10	6	0		20	380	368	2nd	Ray Jauch	Lost playoffs
1971	6	10	0		12	237	305	5th	Ray Jauch	
1970	9	7	0		18	282	287	2nd	Ray Jauch	Lost playoffs
1969	5	11	0		10	241	246	4th	Neill Armstrong	
1968	8	7	1		17	228	288	3rd	Neill Armstrong	Lost playoffs
1967	9	6	1		19	266	246	3rd	Neill Armstrong	Lost playoffs
1966	6	9	1		13	251	328	3rd	Neill Armstrong	Lost playoffs

1965	5	11	0		10	257	400	5th	Neill Armstrong	
1964	4	12	0		8	222	458	4th	Neill Armstrong	
1963	2	14	0		4	220	425	5th	Eagle Keys	
1962	6	9	1		13	310	346	5th	Eagle Keys	
1961	10	5	1		21	334	257	2nd	Eagle Keys	Lost playoffs

WESTERN INTERPROVINCIAL FOOTBALL UNION

Year	W	L	T	OTL	Pts	For	Agt	Pos	Head Coach	Comments
1960	10	6	0		20	318	225	2nd	Eagle Keys	Lost Grey Cup
1959	10	6	0		20	370	221	2nd	Eagle Keys	Lost playoffs
1958	9	6	1		19	312	292	2nd	Sam Lyle	Lost playoffs
1957	14	2	0		28	475	142	1st	Frank Ivy	Lost playoffs
1956	11	5	0		22	358	235	1st	Frank Ivy	Won Grey Cup 3
1955	14	2	0		28	286	117	1st	Frank Ivy	Won Grey Cup 2
1954	11	5	0		22	255	163	1st	Frank Ivy	Won Grey Cup 1
1953	12	4	0		24	276	157	1st	Darrell Royal	Lost playoffs
1952	9	6	1		19	291	280	2nd	Frank Filchok	Lost Grey Cup
1951	8	6	0		16	306	262	2nd	Annis Stukus	Lost playoffs
1950	7	7	0		14	201	197	3rd	Annis Stukus	Lost playoffs
1949	4	10	0		8	93	235	3rd	Annis Stukus	
1946-1948	NO SENIOR TEAM									
1940-1945	NO TEAM DUE TO WORLD WAR II									
1939	3	8	0		6	80	147	4th	Bob Fritz	
1938	0	8	0		0	29	117	4th	Bob Fritz	
1936-1937	NO SENIOR TEAM									

WESTERN CANADA RUGBY FOOTBALL UNION

Year	W	L	T	OTL	Pts	For	Agt	Pos	Head Coach	Comments	
1933-1935	NO SENIOR TEAM										
1932	1	3	0		2	6	19	2nd	Cliff Shuttleworth		
1931	1	3	0		2	20	24		Cliff Shuttleworth	Lost series to Calgary	
1930	2	3	0		4	48	55	2nd	Deacon White	Lost series to Calgary	
1929	0	5	0		0	26	120	3rd	Arnold Wark		
1928	3	1	0		6	31	26	1st	Arnold Wark	No Playoffs	
1925-27	NO SENIOR TEAM										
1924	2	2	0		4	24	27		Deacon White	Lost series to Calgary	
1923	2	0	0		4	30	9	1st	Deacon White	Lost Playoffs	
1922	SENIOR TEAM Provincial Winners								1st	Deacon White	Lost Grey Cup
1921	3	0	0		6	148	5	1st	Deacon White	Lost Grey Cup	
1920	2	0	0		4	54	4	2nd	Deacon White	Lost Playoffs	
1919	0	2	0		0	8	17	4th	Deacon White		
1914-1918	NO TEAM DUE TO WORLD WAR I										
1913	3	1	0		6	74	28	1st	Deacon White	Lost Playoffs	
1912	3	1	0		6	54	20	2nd	Deacon White		
1911	3	0	1		7	62	27	1st	Deacon White	Lost Playoffs	



PLAYOFF RECORDS

SINCE 1949 (GREY CUP GAMES NOT INCLUDED) *CFL RECORDS

TEAM

Most Playoff Years Played	59	
Most Playoff Games Played	107	
*Most Consecutive Years in Playoffs	34	1972-2005
*Most Consecutive Playoff Games	16	1950-1953
*All-Time Most Wins	60	
*Most Undefeated Seasons	19	
*All-Time Most Points	2399	
*Most Points Scored, One Game	68	vs. Wpg -- Nov. 10, 1996
*Most Touchdowns, One Game	9	vs. Wpg -- Nov. 10, 1996
Most Field Goals, One Game	6	3 Times
Most Touchdowns Rushing, One Game	3	4 Times
Most Touchdowns Passing, One Game	5	vs. Wpg -- Nov. 10, 1996
Most First Downs, One Game	34	at Cal -- Nov. 5, 1960
Most First Downs Rushing, One Game	22	vs. Sask -- Nov. 8, 1958
Most First Downs Passing, One Game	21	vs. Sask -- Nov. 9, 1997
Most Yards Total Offence, One Game	588	at Cal -- Nov. 18, 1990
Most Yards Rushing, One Game	412	vs. Sask -- Nov. 3, 1951
Most Yards Passing, One Game	441	at Cal Nov. 18, 1990
Most Times Rushed, One Game	59	vs. Wpg -- Nov. 23, 1957
Most Pass Attempts, One Game	52	vs. Cgy -- Nov. 18, 2001
Most Pass Completions, One Game	34	vs. Sask -- Nov. 7, 2004
Most Interceptions, One Game	5	vs. B.C. -- Nov. 4, 1959
	5	vs. Sask -- Nov. 16, 2014
Most Kickoff Return Yards, One Game	211	at Cal -- Nov. 15, 2009
Most Punt Return Yards, One Game	165	vs. Wpg -- Nov. 10, 1996
Most Quarterback Sacks, One Game	7	vs. Wpg -- Nov. 10, 1996
	7	vs. Sask -- Nov. 16, 2014
Most Fumble Returns, One Game	4	at Wpg -- Nov. 10, 1985

INDIVIDUAL

All-Time Most Points	204	Sean Fleming
Most Points, One Year	32	Tom Dixon -- 1986
Most Points, One Game	21	Sean Fleming -- Nov. 13, 2005
Most Touchdowns, One Year	4	Mike King -- 1950
Most Touchdowns, One Game	3	Jackie Parker -- Nov. 17, 1956 Jim Sandusky -- Nov. 10, 1996 John White -- Nov. 13, 2016
		Sean Fleming
*All-Time Most Field Goals	43	Tom Dixon -- 1986
Most Field Goals, One Year	8	Sean Fleming -- 2005 Sean Whyte -- 2019
		Sean Whyte -- 2019
*Most Field Goals, One Game	6	Dave Cutler/Sean Fleming, twice
Longest Field Goal	53	Dave Cutler, twice
All-Time Most Converts	51	Sean Fleming
Most Converts, One Season	14	Wilbur Snyder -- 1952
*Most Converts, One Game	9	Sean Fleming -- Nov. 10, 1996
All-Time Most Carries Rushing	408	Normie Kwong
Most Carries Rushing, One Year	74	Johnny Bright -- 1959
*Most Games Rushing	34	Normie Kwong
Most Years Rushing	10	Normie Kwong/Rollie Miles
Most Touchdowns, Rushing, One Year	4	Mike King -- 1950
Most Touchdowns, Rushing, One Game	3	John White -- Nov. 13, 2016
All-Time Most Yards Rushing	1967	Normie Kwong
Most Yards Rushing, One Game	160	John White -- Nov. 13, 2016
Longest Rushing Play	76	Rod Pantages -- Nov. 8, 1952
Most Carries Rushing, One Game	23	King/Kwong/Bright
All-Time Most Touchdowns Receiving	11	Rollie Miles
Most Touchdowns, Receiving, One Game	3	Jackie Parker -- Nov. 17, 1956/Jim Sandusky -- Nov. 10, 1996
		Rollie Miles
*All-Time Most Yards Receiving	1241	Rollie Miles
*Most Yards Receiving, One Year	589	Rollin Prather -- 1952

*Most Yards Receiving, One Game	270	Rollin Prather -- Oct. 25, 1952
*All-Time Most 100-Yard Receiving Games	4	Rollie Miles/Brian Kelly
Longest Passing Play	98	Doug Allen -- Nov. 23, 1986
*All-Time Most Receptions	70	Rollie Miles
*Most Receptions, One Year	33	Rollin Prather -- 1952
*Most Receptions, One Game	15	Rollin Prather -- Oct. 25, 1952
All-Time Games Catching Passes	23	Rollie Miles
All-Time Most Touchdown Passes	13	Jackie Parker
*Most Touchdown Passes, One Year	8	Claude Arnold -- 1952
Most Touchdown Passes, One Game	4	Don Getty/Damon Allen/Danny McManus
		Claude Arnold -- 1952
Most Passes Thrown, One Year	120	Claude Arnold -- 1952
Most Passes Thrown, One Game	49	Ricky Ray -- Nov. 15, 2008
Most Passes Completed, One Game	36	Trevor Harris -- Nov. 10, 2019
Most Passes Intercepted, One Year	10	Claude Arnold -- 1953
Most Yards Passing, One Year	1074	Claude Arnold -- 1952
Most Yards Passing, One Game	441	Tracy Ham -- Nov. 18, 1990
*All-Time Most Punt Return Yards	777	Henry Williams
Most Punt Return Yards, One Year	220	Tristan Jackson -- 2009
Most Punt Return Yards, One Game	151	Tristan Jackson -- Nov. 15, 2008
*Longest Punt Return	103	Henry Williams -- Nov. 15, 1992
*All-Time Most Punt Returns	93	Rollie Miles
*Most Punt Returns, One Year	29	Leigh McMillan -- 1958
Most Punt Returns, One Game	11	Leigh McMillan -- Nov. 11, 1958
All-Time Most Kickoff Return Yards	782	Rollie Miles
Most Kickoff Return Yards, One Year	197	Eric Blount -- 1995
Most Kickoff Return Yards, One Game	176	Skylar Green -- Nov. 15, 2009
Longest Kickoff Return	95	Cowboy Woodruff -- Nov. 12, 1951
*All-Time Most Kickoff Returns	32	Rollie Miles
Most Kickoff Returns, One Year	9	Kendall Lawrence -- 2014
*Most Kickoff Returns, One Game	7	Eric Blount -- Nov. 12, 1995
All-Time Most Interceptions	9	Oscar Kruger
Most Interceptions, One Year	6	Oscar Kruger -- 1959
Most Interceptions, One Game	3	Oscar Kruger -- Nov. 4, 1959 Josh Johnson -- Nov. 10, 2019
		Glenn Rogers -- 1996
Most Interception Return Yards, One Year	115	Glenn Rogers -- Nov. 10, 1996
Most Interception Return Yards, One Game	103	Glenn Rogers -- Nov. 10, 1996
Longest Interception Return	65	Glenn Rogers -- Nov. 10, 1996
All-Time Most Defensive Tackles	57	Larry Wruck
Most Defensive Tackles, One Year	15	Dan Bass -- 1990
Most Defensive Tackles, One Game	11	Dan Bass/Willie Pless/Darian Hagan
		Stewart Hill -- Nov. 22, 1987/Malvin Hunter -- Nov. 10, 1996
Most Quarterback Sacks, One Game	3	Stewart Hill -- Nov. 22, 1987/Malvin Hunter -- Nov. 10, 1996
		Frank Anderson -- Nov. 8, 1952
Most Fumble Returns, One Game	2	Frank Anderson -- Nov. 8, 1952
Longest Fumble Return	77	Damaso Munoz -- Nov. 13, 2011
Most Punting Yards, One Game	521	Rod Pantages -- Oct. 22, 1952
Longest Punt	83	Paul Hickie -- Nov. 13, 1983
Longest Missed Field Goal Return	59	Henry Williams -- Nov. 22, 1987
Longest Kickoff	99	Dave Cutler -- Nov. 14, 1976



GREY CUP RECORDS

SINCE 1949

*CFL RECORDS

TEAM

All-Time Most Points	551	
Most Points, One Game	50	vs. Mtl -- Nov. 24, 1956
Most Points, First Quarter	17	vs. Wpg -- Nov. 28, 1993
Most Points, Second Quarter	17	vs. Tor -- Nov. 28, 1982
	17	vs. Mtl -- Nov. 16, 2003
Most Points, Third Quarter	18	vs. Mtl -- Nov. 24, 1956
Most Points, Fourth Quarter	17	vs. Tor -- Nov. 29, 1987
All-Time Most Touchdowns	64	
Most Touchdowns, One Game	7	vs. Mtl -- Nov. 24, 1956
All-Time Most Converts	53	
Most Converts, One Game	6	vs. Ham -- Nov. 23, 1980
*All-Time Most Field Goals	38	
*Most Field Goals, One Game	6	vs. Wpg -- Nov. 28, 1993
*Most First Downs, One Game	36	vs. Mtl -- Nov. 24, 1956
*Most First Downs, Rushing, One Game	32	vs. Mtl -- Nov. 24, 1956
*All-Time Most Total Yards	8155	
Most Total Yards, One Game	606	vs. Ham -- Nov. 23, 1980
*All-Time Most Carries Rushing	654	
*Most Carries Rushing, One Game	83	vs. Mtl -- Nov. 24, 1956
*All-Time Most Yards Rushing	3132	
*Most Yards Rushing, One Game	456	vs. Mtl -- Nov. 24, 1956
*All-Time Most Touchdowns Rushing	26	
*Most Touchdowns, Rushing, One Game	6	vs. Mtl -- Nov. 24, 1956
*All-Time Most Passes Attempted	698	
*All-Time Most Passes Completed	400	
*All-Time Most Yards Passing	5295	
*All-Time Most Touchdowns Passing	30	
*Most Touchdowns Passing, One Game	4	vs. Ham -- Nov. 23, 1980
*All-Time Most Interceptions Thrown	30	
*Most Interceptions, One Game	4	Twice
All-Time Most Punts	183	
All-Time Most Yards Punting	7441	
*All-Time Most Punt Returns	153	
All-Time Most Yards On Punt Returns	883	
*All-Time Kickoffs	95	
Most Kickoffs, One Game	7	Four times
*All-Time Most Yards On Kickoffs	4823	
*All-Time Most Kickoff Returns	87	
Most Kickoff Returns, One Game	7	Three times
*All-Time Most Yards On Kickoff Returns	1746	
Most Yards on Kickoff Returns, One Game	263	vs. Tor -- Nov. 29, 1987
*All-Time Missed Field-Goal Returns	3	
*Most Missed Field-Goal Returns, One Game	2	vs. Tor -- Nov. 29, 1987
*All-Time Most Penalties	140	
All-Time Most Yards Penalized	918	
*All-Time Most Quarterback Sacks	28	
Most Quarterback Sacks, One Game	7	vs. Tor -- Nov. 28, 1982
All-Time Most Defensive Tackles	280	

INDIVIDUAL

*All-Time Most Games Played	9	Dave Cutler/Larry Highbaugh
*All-Time Most Games Won	7	Bill Stevenson
*All-Time Most Points	72	Dave Cutler
Most Points, One Game	21	Sean Fleming -- Nov. 28, 1993
*All-Time Most Touchdowns	5	Brian Kelly
*Most Touchdowns, One Game	3	Jackie Parker/Tommy Scott
All-Time Most Converts	16	Dave Cutler
*Most Converts, One Game	6	Dave Cutler -- Nov. 23, 1980
*All-Time Most Field Goals	18	Dave Cutler
*Most Field Goals, One Game	6	Sean Fleming -- Nov. 28, 1993
*Longest Field Goal	52	Dave Cutler -- Nov. 23, 1975
All-Time Most Times Rushing	72	Normie Kwong
*Most Times Rushing, One Game	30	Normie Kwong -- Nov. 26, 1955 -- 145 yards
All-Time Most Yards Rushing	318	Normie Kwong
*Most Yards Rushing, One Game	171	Johnny Bright -- Nov. 24, 1956
*All-Time Most Touchdowns Rushing	4	Johnny Bright/Normie Kwong/ Jim Germany
All-Time Most Receptions	26	Tom Scott
Most Receptions, One Game	12	Tom Scott -- Nov. 23, 1980 -- 174 yards
All-Time Most Yards On Receptions	400	Tom Scott
Most Yards On Receptions, One Game	174	Tom Scott -- Nov. 23, 1980 -- 12 receptions
*All-Time Most Touchdowns On Receptions	5	Brian Kelly
*Most Touchdowns On Receptions, One Game	3	Tom Scott -- Nov. 23, 1980
All-Time Most Passes Thrown	123	Ricky Ray
All-Time Most Passes Completed	75	Ricky Ray
All-Time Most Yards Passing	994	Warren Moon
All-Time Most Touchdown Passes	6	Warren Moon/Ricky Ray
Most Touchdown Passes, One Game	3	Warren Moon -- Nov. 23, 1980; Danny McManus -- Nov. 24, 1996
*Most Passes Intercepted, One Game	4	Bruce Lemmerman -- Nov. 27, 1977
*All-Time Most Interception Returns	4	Joe Hollimon
*Most Interception Returns, One Game	2	Garry Lefebvre/Joe Holliman
All-Time Most Yards On Interception Returns	43	Jackie Parker
*Longest Fumble Return	90	Jackie Parker -- Nov. 27, 1954 -- TD
All-Time Most All-Purpose Yards	659	Jackie Parker
Longest Punt	85	Garry Lefebvre -- Nov. 25, 1973
All-Time Most Punt Returns	22	Greg Butler
All-Time Most Yards On Punt Returns	135	Greg Butler
*All-Time Most Kickoffs	31	Dave Cutler
Most Kickoffs, One Game	8	Jerry Kauric -- Nov. 29, 1987
All-Time Most Yards On Kickoffs	1412	Dave Cutler
*Longest Kickoff	100	Dave Cutler -- Nov. 28, 1982
All-Time Most Kickoff Returns	9	Tom Richards
All-Time Most Yards On Kickoff Returns	218	Henry Williams
*Longest Kickoff Return	96	Tony Tompkins -- Nov. 27, 2005
*All-Time Missed Field-Goal Returns	2	Henry Williams
*Most Missed Field-Goal Returns, One Game	2	Henry Williams -- Nov. 29, 1987
*All-Time Most Yards On Missed Field-Goal Returns	143	Henry Williams
*Most Yards On Missed Field-Goal Returns, One Game	143	Henry Williams -- Nov. 29, 1987
*Longest Missed Field-Goal Return	115	Henry Williams -- Nov. 29, 1987 -- TD
All-Time Most Quarterback Sacks	3.5	Dave Fennell
Most Quarterback Sacks, One Game	2.5	Dave Fennell/James Parker
All-Time Most Defensive Tackles	15	Malcolm Frank
Most Defensive Tackles, One Game	8	Dan Bass -- Nov. 29, 1987



WESTERN CONFERENCE STANDINGS

1949-2023



BC LIONS

1 ST	2 ND	3 RD	4 TH	5 TH
1963	1977	1959	1957	1954
1964	1986	1969	1960	1955
1983	2016	1973	1962	1956
1984	2022	1974	1965	1958
1985	2023	1979	1967	1961
1987		1981	1968	1966
1999		1988	1970	1972
2004		1991	1971	1975
2005		1994	1978	1976
2006		1998	1980	1996
2007		2000	1982	2017
2011		2001	1989	2019
2012		2002	1990	
		2008	1992	
		2010	1993	
		2013	1997	
		2003		
		2009		
		2014		
		2018		
		2021		
13	5	17	21	12



CALGARY STAMPEDERS

1 ST	2 ND	3 RD	4 TH	5 TH
1948	1962	1952	1950	1974
1949	1963	1957	1951	1977
1965	1964	1960	1953	1981
1967	1968	1961	1954	1984
1971	1969	1970	1955	1985
1990	1978	1980	1956	2002
1992	1979	1982	1958	2003
1993	1989	1987	1959	2004
1994	1991	2007	1966	
1996	1997	2011	1972	
1998	1999	2021	1973	
2000	2001	2022	1975	
2008	2005	2023	1976	
2010	2006		1983	
2013	2009		1986	
2014	2012		1988	
2016	2015			
2017	2019			
2018				
19	18	13	16	8



EDMONTON ELKS

1 ST	2 ND	3 RD	4 TH	5 TH
1953	1951	1950	1949	1962
1954	1952	1966	1964	1963
1955	1958	1967	1969	1965
1956	1959	1968	2006	1971
1957	1960	1983	2007	2018
1973	1961	1984	2008	2021
1974	1970	1985	2010	2022
1975	1972	1999	2012	2023
1977	1976	2005	2013	
1978	1987	2009	2016	
1979	1990	2017	2019	
1980	1992			
1981	1993			
1982	1994			
1986	1996			
1988	1998			
1989	2000			
1991	2004			
1997	2011			
2001	2014			
2002				
2003				
2015				
23	20	11	11	8



SASKATCHEWAN ROUGHRIDERS

1 ST	2 ND	3 RD	4 TH	5 TH
1951	1949	1948	1952	1957
1966	1950	1958	1961	1959
1968	1953	1962	1977	1960
1969	1954	1963	1981	1978
1970	1955	1964	1984	1979
1976	1956	1965	1985	1980
2009	1967	1972	1987	1982
2019	1971	1989	1991	1983
	1973	1990	1994	1986
	1974	1992	1996	2015
	1975	1993	1998	2016
	1988	1997	1999	
	2007	2003	2000	
	2008	2004	2001	
	2010	2006	2002	
	2013	2012	2005	
	2018	2014	2011	
	2021		2017	
			2022	
			2023	
8	18	17	20	11



WINNIPEG BLUE BOMBERS

1 ST	2 ND	3 RD	4 TH	5 TH
1950	1948	1949	1963	1964
1952	1957	1951	1974	1967
1958	1965	1953	1979	1968
1959	1966	1954	2004	1969
1960	1980	1955	2015	1970
1961	1981	1956		1973
1962	1982	1971		2005
1972	1983	1975		2014
2021	1984	1976		
2022	1985	1977		
2023	2002	1978		
	2003	1986		
	2017	1996		
		2016		
		2018		
		2019		
11	13	16	5	8



RECORDS

RECORDS

** 1995 not listed as all Canadian teams played in the North Division.
** 2020 season cancelled due to Covid-19 pandemic.



HISTORY





MOMENTS IN GREEN AND GOLD HISTORY

The Beginning 1892-1948

- 1892** • Edmonton forms a rugby club.
- 1895** • Edmonton wins its first Alberta Rugby Football title.
- 1907** • Deacon White becomes Edmonton's first import player and later goes on to coach the team.
- 1908** • Edmonton Esquimaux win their second Alberta Rugby Football Championship.
- 1910** • Team is renamed "Eskimos".
- 1911** • Western Canada Rugby Football Union established.
- 1921** • The Edmonton Eskimos become first western team to play in the Grey Cup.
- 1928** • Edmonton returns to the field of play after ceasing operations after the 1924 season. They win their sixth Alberta Rugby championship.
- 1929** • Eskimos make history when Joe Cook throws the first forward pass for a touchdown in Canadian Rugby Union history, connecting with Pal Power.
- 1930** • Clarke Stadium, named after Edmonton mayor Joe Clarke, opens.
- 1948** • Edmonton Eskimo Rugby Club becomes a publicly-owned company.



EDMONTON RUGBY FOOTBALL CLUB
1908



EDMONTON ESKIMOS
1920



BILLY VESSELS
1953



NORMIE KWONG
1951-1960

Green and Gold 1949-1969

- 1949** • Founded by a group of Edmonton businessmen, the Edmonton Eskimos began play in the fall of 1949 out of Clarke Stadium. The Club adopted their iconic Green and Gold colours after purchasing uniforms from the University of Alberta.
- 1950** • Edmonton meets Winnipeg in the first professional playoff game played at night under lights.
- 1953** • Eskimo halfback Billy Vessels is named the first winner of the Schenley Award as the league's Most Outstanding Player.
- 1954** • Led by Head Coach "Pop" Ivy, the Eskimos' "Original Dynasty" would win the first of three consecutive Grey Cup titles. Edmonton defeats Montreal 26-25 in the Grey Cup.
- 1955** • Edmonton beats Montreal 34-19 in the Grey Cup.
- 1956** • Edmonton beats Montreal 50-27 in the Grey Cup. Normie Kwong takes home his second consecutive Schenley and "Pop" Ivy is named Coach of the Year.
- 1958** • Sam Lyle replaces Ivy as the Eskimos head coach. Jackie Parker wins the Schenley and Johnny Bright is the CFL's top rusher, both for the second consecutive year.
- 1959** • Eagle Keys is named head coach.
- 1960** • Jackie Parker wins his third Schenley award, recognizing the most outstanding player in the Canadian Football League.
- 1964** • Neill Armstrong replaces Eagle Keys as head coach and the Esks adopt a nine-man Board of Directors to help manage business operations.
- 1966** • Norm Kimball is promoted from coordinator of minor football to general manager.

The 70's

- 1970** • Ray Jauch replaces Neill Armstrong and is named CFL Coach of the Year in his first year at the helm. Johnny Bright is inducted into the Canadian Football Hall of Fame.
- 1971** • Jackie Parker is inducted into the Canadian Football Hall of Fame.
- 1973** • George McGowan would win the Schenley Most Outstanding Player Award.
- 1974** • Quarterback Tom Wilkinson wins his first Schenley Award as the league's Most Outstanding Player and Annis Stukus is inducted into the Canadian Football Hall of Fame as a Builder.
- 1977** • Hugh Campbell is named head coach. Danny Kopley wins the Schenley as the CFL's Top Defensive Player.
- 1978** • August 23, 1978 - Eskimos play their last game at Clarke Stadium. Eskimos begin their "Five in a Row" Grey Cup dynasty, beating Montreal 20-13 in the Grey Cup.
- 1979** • Brian Kelly is named Top Rookie, Dave Fennell Outstanding Canadian and Mike Wilson Top Lineman. Esks set a Western Conference attendance record of 340,239 and defeat Montreal 17-9 in the Grey Cup.



JACKIE PARKER
1954-1962



TOM WILKINSON
1972-1981

The 80's

- 1980** • Danny Kopley is named Outstanding Defensive Player as the Eskimos beat the Hamilton Tiger-Cats 48-10 to win their third consecutive Grey Cup.
- 1981** • Esks set CFL records with a 14-1-1 record and their fourth straight Grey Cup, beating Ottawa 26-23.
- 1982** • Edmonton beats Toronto 32-16 in the Grey Cup. Dave Fennell and quarterback Warren Moon named Grey Cup MVP's. James "Quick" Parker wins the Schenley Award as the CFL's Outstanding Defensive Player.
- 1983** • Pete Kettela is named head coach but is fired mid-season game and replaced by Jackie Parker.
- 1986** • Hugh Campbell returns to Edmonton as GM.
- 1987** • Joe Faragalli named head coach. Damon Allen is chosen as the Outstanding Player in the Eskimos' 38-36 Grey Cup win over Toronto.
- 1989** • The club sets CFL records for most wins in a season, with 16, that still stands today. Edmonton sets then-CFL records for most points (644), most TDs (70), yards gained (7,951). Quarterback Tracy Ham was named the CFL's Most Outstanding player, linebacker Danny Bass was the Most Outstanding defensive player and Rod Connop took home the Most Outstanding offensive lineman. Receiver Brian Kelly is added to the Wall of Honour.



DANNY KOPLEY
1975-1984



WARREN MOON
1978-1983



The 90's

- 1990** • Eskimos win the Western Final in Calgary and advance to the Grey Cup.
- 1991** • Ron Lancaster is named head coach. Fullback Blake Marshall ties the CFL record for most TDs in a season (20) and is named the CFL's Most Outstanding Canadian. Gizmo Williams establishes new records for most punt returns in a season (1,140), most punt return yards in a game (232) and most punt return TDs in a season (5).
- 1992** • Linebacker Willie Pless is named the CFL's Outstanding Defensive Player.
- 1993** • Eskimos win their 11th Grey Cup with a 33-23 win over Winnipeg. Sean Fleming accounts for 21 of Edmonton's points and is named Outstanding Canadian in the Grey Cup.
- 1995** • Willie Pless wins his second consecutive Outstanding Defensive Player. The Eskimos set a new league record by making the playoffs for a 24th straight season.
- 1996** • Ron Lancaster passes Hugh Campbell for most wins as an Eskimos head coach with 71 and earns CFL Coach of the Year honours.
- 1997** • Edmonton hosts the 85th Grey Cup. Lancaster leaves the Eskimos as the winningest coach in team history (83).

2000-present

- 2000** • Gizmo Williams retires after 200 games as the leading kick-returner of all-time.
- 2001** • The Eskimos finish atop the Western division standings for the first time since 1997.
- 2002** • Edmonton hosts and plays in the 90th Grey Cup. Esks fall 25 -16 to Montreal. Terry Vaughn sets a league record with his 8th consecutive 1000+ yards receiving season. Elfrid Payton wins the CFL Outstanding Defensive Player award.
- 2003** • Edmonton wins its 12th Grey Cup, defeating Montreal 34-22 at Regina. Jason Tucker is named the MVP. Tom Higgins wins Coach of the Year.
- 2004** • Mike Pringle passes George Reed to become the CFL's all-time leading rusher. Jason Maas becomes the second player in Eskimos history to pass for over 5,000 yards (5270). Maas sets a new single game CFL record with 22 consecutive completions.
- 2005** • Danny Maciocia is named head coach.
 - Sean Fleming kicks his 465th career field goal, passing Dave Cutler for 1st on Edmonton's all-time field goal list.
 - Ricky Ray becomes the third Eskimos player to pass for 5,000 yards in a season (joining Warren Moon and Jason Maas).



HENRY "GIZMO" WILLIAMS
1986-88, 1990-00



WILLIE PLESS
1991-1998



JASON TUCKER
2002-2008



SEAN FLEMING
1992-2007

- The Eskimos make the playoffs for the 34th consecutive year and win the Grey Cup with a 38-35 overtime win against Montreal at Vancouver.
- Ricky Ray leads the Eskimos to a Grey Cup victory over Montreal and is named MVP while setting a single game Grey Cup record with 35 completions.
- 2006** • QB Ricky Ray leads the CFL in passing yards with 5,000. The Eskimos finish the season 7-11 and miss the playoffs for the first time in 35 years.
- 2007** • Esks finish with a record of 5-12-1 and miss the post season for the second consecutive season.
- 2008** • Edmonton becomes the first team to win a crossover playoff game, defeating Winnipeg 29-21.
 - Esks loses 36-26 to Montreal in the East Final.
 - Ricky Ray eclipses Warren Moon in career touchdown passes (145) and passing yards in a season (5,648).
 - Ray sets a CFL single-game record with a 92% completion rate, going 23/25 for 302 yards and two touchdowns in the final game of the season.
 - Jason Goss ties club records for interceptions returned for a touchdown in a game (2), total interceptions in a game (3).
 - Goss has the second most interception return yards in a game (144) in CFL history.
 - Chris Morris is added to the Eskimo Wall of Honour at Commonwealth Stadium.
- 2009** • Danny Maciocia steps down as Head Coach and is named GM and Director of Football Operations.
 - Richie Hall is named Eskimos head coach.
 - Esks finish 9-9, third in the CFL West and lose to Calgary in the West Semi-Final.
 - Fred Stamps leads CFL with 1,402 receiving yards.
- 2010** • Danny Maciocia fired as GM and Director of Football Operations on July 31.
 - Eric Tillman named GM on September 14.
 - Eskimos finish regular season with a record of 7-11 and miss the playoffs.
 - Richie Hall fired as Head Coach on November 12.
 - Kavis Reed named Eskimo Head Coach on December 10.
 - Over 63,000 fans attend Grey Cup 2010 at Commonwealth Stadium. An estimated 500,000 people celebrated at the Hot to Huddle Grey Cup Festival in downtown Edmonton.
- 2011** • Eskimos start season 5-0 and finish 11-7, second in division to host their first playoff game since 2004.
 - Edmonton defeats Calgary 33-19 in the Western Semi-Final on November 13.
 - The Esks season ended the following week with a 40-23 loss in BC in the CFL Western Final.



RICKY RAY
2002-03, 2005-11



JASON GOSS
2007-2010



FRED STAMPS
2007-2014



JEROME MESSAM
2011-2012

- Jerome Messam was named the Top Canadian Player five times during the season, en route to winning the CFL's Most Outstanding Player Award. The Toronto native was the first Canadian since 2004 to rush for 1,000+ in a season.
- JC Sherritt was the CFL West Finalist for CFL Most Outstanding Rookie.
- Rookie DL Marcus Howard had a team high 11 sacks and was named a CFL West All-Star.
- On December 2, quarterback Ricky Ray was traded to Toronto in exchange for quarterback Steven Lyles, kicker/defensive back Grant Shaw and a draft pick.



**JC SHERRITT
2011-2018**

- 2012**
- Eskimos finish with a 7-11 record and end their season in the Eastern Division Semi-Final cross over game with a 42-26 loss to the eventual Grey Cup Champion Toronto Argonauts.
 - Linebacker JC Sherritt made a league-leading and record-setting 130 defensive tackles. He was named Defensive Player of the Week four times and Defensive Player of the Month three times en route to winning the CFL's Most Outstanding Defensive Player of the Year Award.
 - On November 3, Eric Tillman was relieved of his duties as general manager.
 - On December 10, two-time Grey Cup champion and former CFL all-star Ed Hervey was named Eskimos general manager.



**ADARIUS BOWMAN
2011-2017**

- 2013**
- Eskimos finish with a 4-14 season. Slotback Fred Stamps led the league in receiving yards with 1,256 on 68 catches.
 - In November, Kavis Reed is relieved of his duties as head coach and later replaced by Chris Jones.



**MIKE REILLY
2013-2018**

- 2014**
- Eskimos began the season with a 7-1 start, finishing with a 12-6 regular-season record.
 - Dominant on home turf, the 7-2 record in Commonwealth Stadium was the best since 2008.
 - This year they set a club record for single-season turnaround which included an 18-10 West Semi-Final victory at home against the Saskatchewan Roughriders and an appearance in the West Final.
 - Adarius Bowman leads the league in receiving, and is one of a league-high seven Eskimos that were named to the CFL All-Star Team.
 - Linebacker Dexter McCoil was named the CFL's Most Outstanding Rookie.
 - Head Coach Chris Jones was a finalist for the CFL Coach of the Year Award.



**SHAMAWD CHAMBERS
2012-15, 2017**

- 2015**
- The home-pre-season game and season opener, Northern Kickoff - the most northern game in CFL history, were relocated to Ft. McMurray during the FIFA Women's World Cup.

- The Eskimos finished the season with a league-best 14-4 record. Edmonton hosted the West Final for the first time since 2003 at Commonwealth Stadium where they would beat the Calgary Stampeders to advance to the championship game.
- Following a 10-game win streak, the Edmonton Eskimos defeated the Ottawa RedBlacks 26-20 to win the team's 14 Grey Cup championship at Investors Group Field in Winnipeg.
- Quarterback Mike Reilly was named the Most Valuable Player, receiver Shamawd Chambers was named the Most Valuable Canadian and receiver Derel Walker was named the CFL's Most Outstanding Rookie.



**DEREL WALKER
2015-18, 2021-22**

- 2016**
- The Eskimos finished the season with a 10-8 record under first year Head Coach Jason Maas.
 - A crossover team in the 104th Grey Cup Playoffs, the Eskimos defeated the Hamilton Tiger-Cats 24-21 in the East-Semi Final at Tim Horton's Field. The following week, they fell to the eventual Grey Cup champion Ottawa RedBlacks 35-23 in a snow-filled affair at TD Place Stadium.
 - Adarius Bowman recorded a team-record setting 120 receptions for a league-leading 1,759 yards and nine touchdowns.



**BRANDON ZYLSTRA
2016-2017**

- The receiving duo of Bowman and Derel Walker set two records: Week 18 marked the first time in team history there were two 100+ catch receivers in the same season. In Week 19, the pair broke the CFL record for most receiving yards by teammates with a combined 3,318 yards.
 - The receiving duo were joined by defensive tackle Almondo Sewell on the CFL All-Star Team.
- 2017**
- The Eskimos finished the season with a 12-6 record, winning six times at home and on the road.
 - The club finished third in the Western Division and earned a West Semi-Final playoff date with Winnipeg where they defeated the Blue Bombers 39-32. Up next in the West Final against the Stampeders, the Eskimos came out on the wrong side, losing 32 - 28.



**MATT O'DONNELL
2012-2021**

- Quarterback Mike Reilly led the CFL in passing yards amassing 5,830 yards, 30 touchdowns and rushing touchdowns with 12. Reilly set a club record for passing yards (5,830) and total touchdowns (42) on his way to earning the CFL's Most Outstanding Player Award.
- Receiver Brandon Zylstra led the CFL in receiving (1,687) while only playing in 16 games.
- Receiver Adarius Bowman won the Tom Pate Memorial award for his contribution to the community, club, and association for his work during the 2017 season.



**ALMONDO SEWELL
2011-2019**



- The Eskimos had five players earn West and CFL All-Star awards, Reilly, Matt O'Donnell, Zylstra, Almondo Sewell, and Kenny Ladler.

2018 • The Eskimos finished the season with a 9-9 record, winning seven games at home. The club finished fifth in the West and failed to make the playoffs.

- Quarterback Mike Reilly lead the CFL in passing yards with 5,562 yards on 418 completions – he also threw 30 touchdowns and rushed 595 yards and 13 touchdowns on 120 carries.
- Running back C.J. Gable eclipsed 1,000 rushing yards for the first time in his career (1,063) and ran in seven touchdowns.
- Receiver D'haquille (Duke) Williams lead the CFL in receiving yards (1,579) and tied the league lead with 11 receiving touchdowns.
- Long snapper Ryan King won the Tom Pate Memorial award for his contribution to the community, club, and association for his work during the 2019 season.
- The Eskimos had two players named to the West All-Star teams, Williams (Duke), and receiver Derel Walker, with Williams also being named a CFL All-Star for the first time in his career.

2019 • Edmonton finished the season 8-10 and earned a crossover playoff berth.

- In the East Semi-Final against Montreal, the EE score a 37-29 win as quarterback Trevor Harris shines. Harris set CFL playoff records for consecutive completions (22) and completion percentage (36/39 for 92.3%), passing for 421 yards, a TD and INT.
- In the East Final against Hamilton, Edmonton falls 36-16 to the Tiger-Cats.
- DT Almondo Sewell earns the team's lone spot on the CFL's All-Star team.
- Following the season, head coach Jason Mass is dismissed after four years.
- Edmonton hires Scott Milanovich, making him the 22nd head coach in franchise history.

2020 • The franchise announces in July that it will officially change its name, starting a process that ultimately culminates in the club adopting the Elks moniker ahead of the 2021 CFL season.

• On August 17, the CFL formally announces it has cancelled the 2020 season due to the COVID-19 pandemic. It will mark the first time since 1919 the Grey Cup is not awarded.

2021 • Milanovich resigns as the club's head coach to pursue NFL opportunities.

• Jaime Elizondo is hired as Edmonton's 23rd head coach on February 1, 2021.



C.J. GABLE
2017–2019



D'HAQUILLE (DUKE) WILLIAMS
2017–2018



TREVOR HARRIS
2019–2021



CHRIS JONES
2014–15, 2022–PRES.

• The club officially unveils its new identity on June 1, as the Elks name is officially reborn in Edmonton after previously being used during 1922.

• The CFL formally approves a return to play on June 14, as the league prepares for an August start to the regular season.

• First time in Edmonton's history, the Double E go winless at home.

• On November 22, Chris Presson (CEO/President), Brock Sunderland (G.M.), and Jamie Elizondo (Head Coach) are relieved of their duties.

• On December 21, Chris Jones is named Elks general manager and head coach.

2022 • The club names Victor Cui new President and CEO on January 25.

• On March 3, the Iconic Double E returns to Edmonton's helmet.

• The Edmonton Elks announced that Jim Germany (RB), Joe Hollimon (DB), and Ed Jones (DB) will all be joining the team's Wall of Honour on August 13.

• On July 1, Tre Ford becomes first Canadian to start at QB for the team since 1968.

• On Sept 16, former Edmonton QB Ricky Ray was inducted into the CFL Hall of Fame.

• The Elks finish with a 4-14 record, finishing fifth in the West and failed to make the playoffs.

• Manny Arceneaux received the Tom Pate Memorial Award from the CFLPA, recognizing outstanding sportsmanship and significant contribution to team and community. He also was recipient of the David Boone Award, presented annually to the Edmonton player for characteristics displayed on the field and in the community.

• Kenny Lawler (WR) and Jake Ceresna (DL) are named West All-Stars.

• Jake Ceresna is named a CFL All-Star

2023 • Running back Kevin Brown finished second in the league in rushing yards with 1,141. Defensively, Jake Ceresna and AC Leonard each finish with 12 sacks, tied for second in the league.

• Defensive back Kai Gray is a finalist for the CFL Most Outstanding Rookie.

• Terry Vaughn is added to the Wall of Honour

• Rick LeLacheur was named Interim President and CEO of the Edmonton Elks on Aug. 22.



TRE FORD
2022–PRES.



JAKE CERESNA
2018, 2020–PRES.



KEVIN BROWN
2022- PRES.





ALL-TIME RESULTS

2023

6 11	vs	Saskatchewan	L	17	13
6 17	at	BC	L	0	22
6 25	vs	Toronto	L	43	31
6 30	at	Ottawa	L	7	26
7 6	at	Saskatchewan	L	11	12
7 13	vs	Hamilton	L	37	29
7 20	at	Winnipeg	L	14	28
7 29	vs	BC	L	27	0
8 10	vs	Winnipeg	L	38	29
8 17	at	Hamilton	W	24	10
8 27	vs	Ottawa	W	20	30
9 4	at	Calgary	L	31	35
9 9	vs	Calgary	W	23	25
9 15	at	Saskatchewan	W	36	27
9 22	vs	BC	L	37	29
10 6	at	Toronto	L	12	35
10 14	vs	Montreal	L	35	21
10 21	at	Winnipeg	L	25	45

2022

6 11	at	BC	L	15	59
6 18	vs	Saskatchewan	L	26	16
6 25	at	Calgary	L	23	30
7 1	at	Hamilton	W	29	25
7 7	vs	Calgary	L	49	6
7 14	at	Montreal	W	32	31
7 22	vs	Winnipeg	L	24	10
8 6	at	BC	L	14	46
8 13	vs	Saskatchewan	L	34	23
8 19	at	Ottawa	W	30	12
8 27	vs	Ottawa	L	25	18
9 5	at	Calgary	L	18	26
9 10	vs	Calgary	L	56	28
9 16	at	Saskatchewan	W	26	24
10 1	vs	Montreal	L	25	18
10 8	at	Winnipeg	L	11	48
10 15	vs	Toronto	L	28	23
10 21	vs	BC	L	31	14

2021

8 7	vs	Ottawa	L	16	12
8 14	vs	Montreal	L	30	13
8 19	at	BC	W	21	16
9 6	at	Calgary	W	32	20
9 11	vs	Calgary	L	32	16
9 18	vs	Winnipeg	L	37	22
9 28	at	Ottawa	L	24	34
10 8	at	Winnipeg	L	3	30
10 15	vs	Winnipeg	L	26	16
10 29	vs	Hamilton	L	39	23
11 5	vs	Saskatchewan	L	19	17
11 13	at	Saskatchewan	L	24	29
11 16	at	Toronto	W	13	7
11 19	at	BC	L	10	43

2016

6 25	vs	Ottawa	L	45	37
7 8	vs	Saskatchewan	W	36	39
7 14	at	Winnipeg	W	20	16
7 23	vs	Hamilton	L	37	31
7 28	vs	Winnipeg	L	30	23
8 6	at	Ottawa	L	20	23
8 11	vs	Montreal	W	12	23
8 20	at	Toronto	W	46	23
8 26	vs	Saskatchewan	W	25	33
9 5	at	Calgary	L	24	45
9 10	vs	Calgary	L	34	28
9 18	at	Saskatchewan	L	23	26
9 23	vs	BC	W	23	27
9 30	at	Winnipeg	W	40	26
10 10	at	Montreal	W	40	20
10 22	at	BC	L	25	32
10 28	at	Hamilton	W	29	26
11 5	vs	Toronto	W	17	41
Division Semi-Final					
11 13	at	Hamilton	W	24	21
Division Final					
11 20	at	Ottawa	L	23	35

2015

6 27	at	Toronto	L	11	26
7 9	vs	Ottawa	W	17	46
7 17	at	Ottawa	W	23	12
7 25	vs	Winnipeg	W	3	32
7 31	vs	Saskatchewan	W	5	30
8 6	at	BC	L	23	26
8 13	at	Montreal	W	15	12
8 21	vs	Hamilton	L	49	20
8 28	vs	Toronto	W	15	38
9 7	at	Calgary	L	7	16
9 12	vs	Calgary	W	16	27
9 19	at	Hamilton	W	25	18
9 26	vs	BC	W	23	29
10 3	at	Winnipeg	W	24	23
10 10	at	Calgary	W	15	11
10 17	vs	BC	W	23	26
11 24	at	Saskatchewan	W	35	24
11 1	vs	Montreal	W	22	40
Division Final					
11 22	vs	Calgary	W	31	45
Grey Cup					
11 29	vs	Ottawa	W	20	26

2014

6 28	at	BC	W	27	20
7 4	vs	Hamilton	W	24	28
7 11	vs	Ottawa	W	11	27
7 17	at	Winnipeg	W	26	3
7 24	vs	Calgary	L	26	22
8 8	at	Montreal	W	33	23
8 15	at	Ottawa	W	10	8
8 23	vs	Toronto	W	27	41
9 1	at	Calgary	L	13	28
9 6	vs	Calgary	L	41	34
9 12	vs	Montreal	W	16	33
9 20	at	Hamilton	L	23	25
9 26	vs	Saskatchewan	W	0	24
10 4	at	Toronto	L	32	33
10 13	vs	Winnipeg	W	9	41
10 19	at	Saskatchewan	W	24	19
11 1	vs	BC	W	3	37
11 8	at	Saskatchewan	L	17	24
Division Semi-Final					
11 13	vs	Saskatchewan	W	10	18
Division Final					
11 20	at	Calgary	L	18	43

2019

6 14	vs	Montreal	W	25	32
6 21	vs	BC	W	23	39
6 27	at	Winnipeg	L	21	28
7 11	at	BC	W	33	6
7 20	at	Montreal	L	10	20
7 25	vs	Toronto	W	0	26
8 3	at	Calgary	L	18	24
8 9	vs	Ottawa	W	12	16
8 16	at	Toronto	W	41	26
8 23	vs	Winnipeg	L	34	28
9 2	at	Calgary	L	9	25
9 7	vs	Calgary	L	33	17
9 20	vs	Hamilton	L	30	27
9 28	at	Ottawa	W	21	16
10 4	at	Hamilton	L	12	42
10 12	vs	BC	W	6	19
10 26	vs	Saskatchewan	L	27	24
11 2	at	Saskatchewan	L	13	23
Division Semi-Final					
11 10	at	Montreal	W	37	29
Division Final					
11 17	at	Hamilton	L	16	36

2018

6 14	at	Winnipeg	W	33	30
6 22	vs	Hamilton	L	21	38
6 29	vs	BC	W	22	41
7 7	at	Toronto	L	17	20
7 13	vs	Toronto	W	15	16
7 26	at	Montreal	W	44	23
8 2	vs	Saskatchewan	W	19	26
8 9	at	BC	L	23	31
8 18	vs	Montreal	W	24	40
8 25	at	Hamilton	L	24	25
9 3	at	Calgary	L	20	23
9 8	vs	Calgary	W	42	48
9 22	at	Ottawa	L	15	28
9 29	vs	Winnipeg	L	30	3
10 8	at	Saskatchewan	L	12	19
10 13	vs	Ottawa	W	16	34
10 19	at	BC	L	32	42
11 3	vs	Winnipeg	W	24	33

2017

6 24	at	BC	W	30	27
6 30	vs	Montreal	W	19	23
7 14	vs	Ottawa	W	21	23
7 20	at	Hamilton	W	31	28
7 28	vs	BC	W	26	37
8 4	vs	Hamilton	W	28	33
8 10	at	Ottawa	W	27	20
8 17	at	Winnipeg	L	26	33
8 25	vs	Saskatchewan	L	54	31
9 4	at	Calgary	L	18	39
9 9	vs	Calgary	L	25	22
9 16	at	Toronto	L	26	34
9 30	vs	Winnipeg	L	28	19
10 9	at	Montreal	W	42	24
10 14	vs	Toronto	W	27	30
10 21	at	BC	W	35	29
10 28	vs	Calgary	W	20	29
11 4	at	Saskatchewan	W	28	13
Division Semi-Final					
11 13	at	Winnipeg	W	39	32
Division Final					
11 20	at	Calgary	L	28	32

2013

6 29	vs	Saskatchewan	L	39	18
7 7	at	Hamilton	W	30	20
7 13	vs	BC	L	17	3
7 20	at	BC	L	21	31
7 25	at	Montreal	L	27	32
8 2	vs	Hamilton	L	30	29
8 18	at	Toronto	L	33	36
8 24	vs	Saskatchewan	L	30	27
9 2	at	Calgary	L	34	37
9 6	vs	Calgary	L	22	12
9 14	vs	Winnipeg	W	7	25
9 20	at	Winnipeg	W	35	27
9 28	vs	Toronto	L	34	22
10 5	vs	Montreal	L	47	24
10 12	at	Saskatchewan	L	9	14
10 18	vs	Calgary	L	27	13
10 25	at	BC	L	29	43
11 2	at	Saskatchewan	W	30	26

2012

6 30	vs	Toronto	W	15	19
7 8	at	Saskatchewan	L	1	17
7 13	vs	Winnipeg	W	10	42
7 20	at	BC	W	27	14
7 26	at	Winnipeg	L	22	23
8 10	vs	Saskatchewan	W	20	28
8 17	vs	Montreal	L	38	25
8 27	at	Toronto	W	26	17
9 3	at	Calgary	L	30	31
9 7	vs	Calgary	L	18	20
9 15	at	Hamilton	L	8	51
9 22	vs	BC	L	19	18
9 28	at	Calgary	L	15	39
10 5	vs	Hamilton	W	20	35
10 13	vs	Saskatchewan	W	20	37
10 19	at	BC	L	19	39
10 28	at	Montreal	L	25	27
11 2	vs	Calgary	L	30	27
Division Semi-Final					
11 11	at	Toronto	L	26	42

2011

7 3	at	Saskatchewan	W	42	28
7 9	vs	Hamilton	W	10	28
7 16	vs	BC	W	17	33
7 23	at	Calgary	W	24	19
7 29	vs	Toronto	W	25	26
8 5	at	Winnipeg	L	16	28
8 11	at	Montreal	L	4	27
8 19	vs	BC	L	36	1
9 5	at	Calgary	W	35	7
9 9	vs	Calgary	L	30	20
9 16	at	Hamilton	W	38	23
9 23	vs	Montreal	L	34	21
9 30	at	BC	L	24	33
10 10	vs	Saskatchewan	W	1	17
10 15	vs	Winnipeg	W	10	24
10 21	at	Toronto	W	31	24
10 29	at	BC	L	20	29
11 4	vs	Saskatchewan	W	20	23
Division Semi-Final					
11 13	vs	Calgary	W	19	33
Division Final					
11 20	at	BC	L	23	40



2010

7 4	vs	BC	L	25	10
7 11	vs	Montreal	L	33	23
7 17	at	Saskatchewan	L	20	24
7 24	at	Winnipeg	L	21	47
7 30	vs	BC	W	25	28
8 6	vs	Toronto	L	29	28
8 15	at	Calgary	L	15	56
8 28	vs	Saskatchewan	W	14	17
9 6	at	Calgary	L	5	52
9 10	vs	Calgary	L	36	20
9 19	at	Montreal	L	14	31
9 26	at	Toronto in Moncton	W	24	6
10 3	vs	Hamilton	W	35	37
10 8	at	Hamilton	L	11	36
10 16	at	BC	W-OT	31	28
10 23	vs	Saskatchewan	W	24	39
10 30	vs	Winnipeg	W-OT	13	16
11 6	at	Saskatchewan	L	23	31

2009

7 2	vs	Winnipeg	W	17	19
7 9	at	Montreal	L	16	50
7 16	vs	BC	L	22	40
7 25	at	Saskatchewan	W	38	33
7 30	vs	Montreal	W	19	33
8 8	at	Hamilton	L	21	28
8 13	vs	Calgary	W	35	38
8 29	vs	Hamilton	W	30	31
9 7	at	Calgary	L	8	32
9 11	vs	Calgary	L	35	34
9 20	at	Saskatchewan	W	31	27
9 26	vs	Saskatchewan	L	23	20
10 2	at	Winnipeg	L	17	27
10 9	vs	BC	L	34	31
10 16	at	Toronto	W	22	19
10 23	at	Calgary	L	7	30
10 30	vs	Toronto	W	10	36
11 6	at	BC	W	45	13

Division Semi-Final

11 15	at	Calgary	L	21	24
-------	----	---------	---	----	----

2008

6 28	at	Saskatchewan	L	13	34
7 3	vs	Calgary	W	31	34
7 10	vs	Toronto	W	28	47
7 20	at	Toronto	L	31	35
7 25	at	Hamilton	W	19	13
7 31	vs	BC	W	24	35
8 8	at	BC	L	34	40
8 21	vs	Saskatchewan	W	10	27
9 1	at	Calgary	W	37	16
9 5	vs	Calgary	L	38	33
9 13	vs	Hamilton	W	33	38
9 21	at	Montreal	L	4	40
9 26	at	Winnipeg	L	23	30
10 4	vs	Winnipeg	W	22	36
10 10	at	BC	W	27	20
10 17	vs	BC	L	28	43
10 15	at	Saskatchewan	L	9	55
10 31	vs	Montreal	W	14	37

Division Semi-Final

11 8	at	Winnipeg	W	29	21
------	----	----------	---	----	----

Division Final

11 15	at	Montreal	L	26	36
-------	----	----------	---	----	----

2004

6 19	at	Montreal	L	9	33
6 26	vs	BC	L	41	34
7 2	at	Ottawa	L	15	44
7 9	at	BC	W	25	9
7 17	vs	Hamilton	W	30	51
7 30	vs	Winnipeg	W	24	41
8 8	at	Toronto	L	14	39
8 12	at	Winnipeg	L	14	25
8 20	vs	Saskatchewan	W	7	31
8 29	vs	Ottawa	W	16	57
9 6	at	Calgary	W	25	7
9 10	vs	Calgary	W	12	44
9 18	at	BC	L	30	33
9 25	vs	Toronto	L	26	17
10 1	at	Hamilton	L	27	30
10 11	vs	Montreal	W	19	39
10 17	at	Saskatchewan	L	16	40
10 24	vs	Winnipeg	W	34	40

Division Semi-Final

11 7	vs	Saskatchewan	L	14	6
------	----	--------------	---	----	---

2003

6 21	vs	Montreal	L	34	16
6 26	vs	Calgary	W	24	34
7 1	at	Winnipeg	L	12	14
7 5	at	Hamilton	W	37	20
7 16	vs	Hamilton	W	15	52
7 25	at	Saskatchewan	L	14	32
7 31	at	Ottawa	W	31	26
8 9	vs	Toronto	W	20	49
8 17	at	Toronto	W	18	15
8 23	vs	Saskatchewan	W	31	49
9 1	at	Calgary	L	22	28
9 5	vs	Calgary	W	0	38
9 13	at	BC	W	34	30
9 19	vs	Ottawa	W	33	45
9 26	vs	BC	W	7	27
10 5	at	Montreal	W	20	19
10 17	vs	Winnipeg	W	32	41
10 25	at	Winnipeg	L	30	34

Division Final

11 9	vs	Saskatchewan	W	23	30
------	----	--------------	---	----	----

Grey Cup

11 16	vs	Montreal	W	22	34
-------	----	----------	---	----	----

2002

6 28	at	Calgary	W	27	21
7 4	vs	Ottawa	W	24	40
7 13	vs	Toronto	W	17	31
7 19	at	Saskatchewan	L	11	45
7 26	vs	BC	W	27	37
8 2	at	Montreal	L	14	37
8 7	vs	Hamilton	W	5	33
8 15	vs	Winnipeg	W	32	35
8 23	at	Toronto	W	30	7
9 2	at	Calgary	W	28	20
9 6	vs	Calgary	W	11	45
9 13	at	BC	L	18	23
9 21	vs	Saskatchewan	W	25	31
9 29	at	Hamilton	W	34	33
10 6	at	Ottawa	W	37	34
10 14	vs	Montreal	L	48	30
10 25	vs	Saskatchewan	W	21	27
11 2	at	Winnipeg	L	8	20

Division Final

11 17	vs	Winnipeg	W	30	33
-------	----	----------	---	----	----

Grey Cup

11 24	vs	Montreal	L	25	16
-------	----	----------	---	----	----

2007

6 28	vs	Winnipeg	T	39	39
7 6	at	BC	L	9	29
7 13	at	Winnipeg	W	19	15
7 20	vs	Saskatchewan	W	20	21
7 28	at	Saskatchewan	L	14	54
8 4	vs	Calgary	L	34	32
8 11	vs	Hamilton	W	17	19
8 18	at	Saskatchewan	L	32	39
9 3	at	Calgary	L	24	35
9 7	vs	Calgary	L	20	17
9 14	vs	Montreal	W	28	47
9 23	at	Montreal	W	16	10
9 28	vs	Toronto	L	18	11
10 6	at	Toronto	L	8	33
10 13	vs	BC	L	24	18
10 20	at	BC	L	26	37
10 26	vs	Saskatchewan	L	36	29
11 3	at	Hamilton	L	19	21

2006

6 17	at	Calgary	L	14	24
6 24	vs	Calgary	W	14	18
7 1	at	Winnipeg	L	10	46
7 7	vs	BC	W	20	27
7 20	vs	Winnipeg	L	25	22
7 28	vs	Montreal	L	21	13
8 4	at	BC	L	17	34
8 11	vs	Saskatchewan	W	18	24
8 18	at	BC	L	28	30
9 4	at	Calgary	L	23	44
9 8	vs	Calgary	W	26	35
9 16	at	Hamilton	L	22	27
9 22	vs	Hamilton	L	20	18
9 30	at	Saskatchewan	W	30	25
10 9	at	Toronto	L	23	28
10 14	vs	Toronto	L	28	25
10 21	at	Montreal	W	30	20
11 27	vs	Saskatchewan	W	18	20

2005

6 24	vs	Ottawa	W	16	41
6 30	at	Winnipeg	W	27	8
7 8	at	Montreal	L	29	32
7 15	vs	Winnipeg	W	12	14
7 21	at	Ottawa	W	29	21
7 30	vs	Hamilton	W	30	36
8 5	at	BC	L	19	25
8 20	vs	Toronto	L	22	18
8 26	vs	Montreal	W	26	36
9 5	at	Calgary	W	25	23
9 9	vs	Calgary	L	16	11
9 18	at	Saskatchewan	L	36	37
9 24	vs	BC	W	20	37
9 30	at	Hamilton	L	14	40
10 10	at	Toronto	W	17	13
10 15	vs	Saskatchewan	W	18	19
10 28	vs	BC	W	19	22
11 6	at	Calgary	L	23	43

Division Semi-Final

11 13	at	Calgary	W	33	26
-------	----	---------	---	----	----

Division Final

11 20	at	BC	W	28	23
-------	----	----	---	----	----

Grey Cup

11 27	vs	Montreal	W-OT	38	35
-------	----	----------	------	----	----

2001

7 7	at	BC	L-OT	28	35
7 13	vs	Saskatchewan	W	11	13
7 20	vs	Calgary	W	23	33
7 26	at	Montreal	L	6	34
8 2	at	Hamilton	W	24	14
8 11	at	BC	L	39	42
8 17	vs	BC	L	35	17
8 24	vs	Hamilton	L	20	12
9 3	at	Calgary	W	33	32
9 7	vs	Calgary	L	34	33
9 17	at	Winnipeg	L	22	23
9 21	vs	Toronto	W	22	23
9 29	at	Saskatchewan	W	35	19
10 5	vs	Winnipeg	L	37	33
10 12	vs	BC	W	22	28
10 19	at	Toronto	W-OT	25	22
10 27	at	Saskatchewan	L	3	12
11 4	vs	Montreal	W	26	32

Division Final

11 18	vs	Calgary	L	34	16
-------	----	---------	---	----	----

2000

7 5	at	Calgary	L	22	44
7 14	vs	Hamilton	L	28	21
7 21	vs	Winnipeg	W	49	51
7 27	at	BC	W	29	13
8 4	at	Hamilton	W	16	10
8 11	vs	Montreal	W	7	29
8 18	at	Saskatchewan	W	28	22
8 25	vs	Saskatchewan	L	30	20
9 4	at	Calgary	W	30	18
9 8	vs	Calgary	W	10	31
9 16	at	BC	L	14	26
9 22	vs	Toronto	L	34	21
10 1	vs	BC	W	42	49
10 9	at	Montreal	L	15	45
10 15	vs	Calgary	W	30	33
10 21	at	Toronto	W	48	28
10 28	vs	Saskatchewan	L	54	52
11 3	at	Winnipeg	L	18	30

Division Semi-Final

11 12	vs	BC	L	34	32
-------	----	----	---	----	----

1999

7 9	vs	BC	L	25	13
7 16	vs	Saskatchewan	W	6	39
7 22	at	Calgary	L	37	41
7 29	at	Hamilton	L	8	54
8 6	vs	Montreal	L	20	13
8 13	at	Winnipeg	W	56	26
8 20	at	Saskatchewan	L	27	29
8 27	vs	Hamilton	L	30	23
9 6	at	Calgary	W	33	30
9 10	vs				



1998

7 2	at	BC	W	20	12
7 10	vs	BC	W	10	15
7 16	at	Saskatchewan	L	14	28
7 23	at	Toronto	W	30	27
7 31	vs	Montreal	W	10	22
8 7	vs	Hamilton	L	39	10
8 13	at	Hamilton	L	23	48
8 21	vs	Winnipeg	W	16	25
8 27	vs	Saskatchewan	W	13	35
9 7	at	Calgary	L	8	26
9 11	vs	Calgary	L	30	23
9 19	at	BC	W	27	21
9 26	vs	Toronto	L	30	29
10 4	at	Montreal	L	3	34
10 12	at	Winnipeg	W	40	20
10 18	vs	BC	L	31	7
10 25	at	Calgary	L	19	31
11 1	vs	Saskatchewan	W	24	46

Division Semi-Final
11 8 vs BC W 33 40

Division Final
11 15 at Calgary L 10 33

1997

6 25	at	Calgary	W	23	22
7 4	at	Saskatchewan	W	24	18
7 10	vs	BC	L	41	31
7 17	vs	Montreal	W	0	32
7 24	at	Montreal	W	34	24
7 31	vs	Saskatchewan	W	34	37
8 7	vs	Winnipeg	W	11	45
8 14	at	Toronto	L	14	38
8 21	vs	Hamilton	W	24	28
9 1	at	Calgary	L	14	27
9 5	vs	Calgary	W	20	24
9 13	at	BC	L	1	27
9 20	vs	Toronto	L	25	24
9 28	at	Saskatchewan	L	15	29
10 5	vs	Calgary	W	32	42
10 12	at	Winnipeg	W	20	2
10 19	vs	BC	W	7	41
10 25	at	Hamilton	W	30	19

Division Final
11 9 vs Saskatchewan L 31 30

1996

6 27	at	BC	W	28	14
7 5	vs	Montreal	W	13	16
7 10	at	Saskatchewan	L	24	27
7 17	vs	Winnipeg	L	27	16
7 25	at	Ottawa	W	34	18
8 3	vs	Ottawa	W	2	30
8 8	at	Toronto	L	21	24
8 17	vs	Saskatchewan	W	8	25
8 23	vs	Hamilton	W	8	35
9 2	at	Calgary	L	13	31
9 6	vs	Calgary	W	19	20
9 15	at	Hamilton	L	14	20
9 20	at	Winnipeg	W	41	12
9 29	vs	BC	W	12	32
10 4	at	Montreal	L	18	32
10 12	at	BC	W	34	31
10 20	vs	Toronto	L	24	17
10 27	vs	Calgary	W	32	41

Division Semi-Final
11 10 vs Winnipeg W 7 68

Division Final
11 17 at Calgary W 15 12

Grey Cup
11 24 vs Toronto L 43 37

1992

7 9	at	BC	W	37	26
7 15	vs	Saskatchewan	W	31	34
7 22	at	Winnipeg	L	32	51
7 30	at	Ottawa	W	30	25
8 6	vs	Ottawa	W	14	29
8 12	at	Hamilton	W	30	28
8 20	vs	Toronto	W	16	39
8 28	vs	Calgary	L	45	38
9 7	at	Calgary	W	34	21
9 11	vs	BC	L	34	20
9 20	at	Saskatchewan	L	18	22
9 25	vs	Hamilton	L	26	25
10 2	vs	Winnipeg	W	25	45
10 10	at	Toronto	L	14	31
10 16	vs	BC	W	17	43
10 24	at	Calgary	L	23	40
11 1	vs	Saskatchewan	L	30	24
11 7	at	BC	W	37	33

Division Semi-Final
11 15 vs Saskatchewan W 20 22

Division Final
11 22 at Calgary L 22 23

1991

7 12	at	Saskatchewan	W	34	25
7 17	vs	Ottawa	W	33	40
7 25	at	BC	L	36	37
7 31	vs	Saskatchewan	W	24	54
8 10	at	Hamilton	W	38	13
8 15	at	Ottawa	L	35	36
8 21	vs	Toronto	W	39	53
8 28	vs	Saskatchewan	L	44	41
9 2	at	Calgary	L	36	48
9 6	vs	Calgary	W	37	51
9 15	at	Saskatchewan	W	41	36
9 21	at	Toronto	L	28	47
9 27	vs	Winnipeg	W	15	31
10 4	vs	Hamilton	W	17	18
10 12	at	BC	W	45	38
10 20	vs	BC	L	39	38
10 27	vs	Calgary	W	23	24
11 3	at	Winnipeg	W	28	18

Division Final
11 17 vs Calgary L 38 36

1990

7 14	at	Toronto	W	40	34
7 18	vs	BC	W	23	41
7 26	at	Ottawa	L	46	50
8 2	at	Winnipeg	L	20	23
8 7	vs	Saskatchewan	W	31	57
8 14	vs	Calgary	W	20	46
8 19	at	Saskatchewan	L	24	49
8 27	vs	Toronto	W	36	56
9 3	at	Calgary	W	38	4
9 7	vs	Calgary	W	17	34
9 13	at	BC	W	32	13
9 21	vs	Ottawa	W	29	41
9 28	vs	Winnipeg	L	48	25
10 8	at	Hamilton	L	23	25
10 14	at	Saskatchewan	L	24	29
10 21	vs	BC	L	30	8
10 28	vs	Hamilton	W	15	25
11 4	at	Calgary	L	32	34

Division Semi-Final
11 11 vs Saskatchewan W 27 43

Division Final
11 18 at Calgary W 43 23

Grey Cup
11 25 vs Winnipeg L 50 11

1995

7 1	vs	Toronto	W	23	45
7 7	at	Saskatchewan	W	26	19
7 17	vs	Shreveport	W	7	37
7 22	at	San Antonio	L	27	32
7 28	at	Hamilton	W	26	18
8 2	vs	Baltimore	L	19	12
8 9	at	Toronto	W	31	10
8 13	at	Ottawa	L	17	18
8 18	vs	Saskatchewan	W	13	32
8 27	vs	Ottawa	W	3	63
9 4	at	Calgary	L	26	51
9 8	vs	Calgary	L	33	17
9 15	vs	Winnipeg	W	10	64
9 22	at	BC	W	33	18
10 1	vs	BC	W	36	39
10 13	vs	Memphis	W	17	34
10 19	at	Birmingham	W	45	18
10 26	at	Memphis	W	25	14

Division Semi-Final
11 5 vs BC W 15 26

Division Final
11 12 at Calgary L 4 37

1994

7 9	vs	Hamilton	W	11	26
7 13	at	Winnipeg	L	35	50
7 20	vs	Ottawa	W	21	23
7 30	at	Shreveport	W	24	10
8 4	vs	Saskatchewan	W	23	42
8 12	at	Saskatchewan	L	7	20
8 18	at	Sacramento	W	44	15
8 25	vs	Las Vegas	W	17	44
9 5	at	Calgary	L	15	48
9 9	vs	Calgary	W	12	38
9 17	at	BC	W	25	18
9 25	vs	Toronto	W	25	28
10 2	vs	BC	L	26	24
10 9	at	Hamilton	W	33	32
10 16	vs	Baltimore	W	24	31
10 23	at	Toronto	L	6	23
10 29	vs	Sacramento	W	16	22
11 5	at	Las Vegas	W	51	10

Division Semi-Final
11 12 vs BC L 24 23

1993

7 10	vs	Toronto	W	8	38
7 15	at	Saskatchewan	L	22	23
7 21	vs	Saskatchewan	W	3	35
7 31	at	Sacramento	W	43	11
8 7	vs	BC	L	39	23
8 13	at	Winnipeg	L	11	53
8 18	at	Toronto	W	45	14
8 25	vs	Hamilton	W	8	46
9 2	vs	Sacramento	W	12	13
9 6	at	Calgary	L	13	33
9 10	vs	Calgary	W	16	29
9 17	at	Hamilton	L	10	34
9 26	vs	Winnipeg	L	52	14
10 2	at	Sacramento	W	34	13
10 16	vs	Ottawa	W	1	19
10 22	at	Ottawa	W	19	17
10 29	at	BC	W	54	14
11 7	vs	Calgary	W	21	39

Division Semi-Final
11 14 vs Saskatchewan W 13 51

Division Final
11 21 at Calgary W 29 15

Grey Cup
11 28 vs Winnipeg W 23 33

1989

7 13	vs	BC	W	15	20
7 21	at	Calgary	W	54	4
7 27	at	Toronto	L	17	21
8 3	vs	Toronto	W	21	22
8 9	at	BC	W	33	13
8 17	at	Ottawa	W	39	4
8 23	vs	Hamilton	W	14	37
8 30	vs	Saskatchewan	W	19	45
9 4	at	Calgary	W	31	14
9 8	vs	Calgary	W	27	38
9 17	at	Saskatchewan	L	35	48
9 24	vs	BC	W	25	32
9 29	at	Hamilton	W	33	12
10 9	vs	Winnipeg	W	7	45
10 15	vs	Ottawa	W	11	55
10 22	at	Winnipeg	W	34	11
10 28	at	BC	W	25	19
11 5	vs	Saskatchewan	W	17	49

Division Final
11 19 vs. Saskatchewan L 32 21

1988

7 14	vs	Calgary	W	0	33
7 23	at	Saskatchewan	L	15	26
7 27	at	Ottawa	W	35	28
8 4	vs	Saskatchewan	W	27	43
8 12	at	Hamilton	L	14	22
8 19	vs	Winnipeg	W	21	46
8 25	at	BC	L	10	28
9 1	vs	BC	W	9	17
9 5	at	Calgary	W	27	11
9 11	vs	Hamilton	W	13	37
9 18	vs	Toronto	W	21	38
9 25	at	Toronto	L	22	35
10 2	vs	Ottawa	W	12	40
10 10	at	Winnipeg	L	17	21
10 16	at	Calgary	W	32	29
10 23	vs	BC	L	35	15
10 29	at	BC	L	16	51
11 6	vs	Calgary	W	19	20

Division Final
11 20 vs BC L 37 19

1987

6 27	vs	Calgary	W	16	54
7 5	at	Hamilton	W	36	33
7 12	vs	Hamilton	L	40	30
7 18	at	BC	L	18	26
7 24	at	Winnipeg	W	42	28
8 1	vs	Saskatchewan	W	28	38
8 7	at	Toronto	L	20	23
8 23	vs	Ottawa	W	24	45
8 28	at	Saskatchewan	W	39	13
9 7	at	Calgary	L	20	29
9 12	vs	Toronto	W	20	42
9 19	vs	Saskatchewan	W	13	34
10 2	vs	Ottawa	W	19	34
10 12	at	Winnipeg	L	20	38
10 18	at	Saskatchewan	L	25	34
10 25	vs	Winnipeg	W	24	49
11 1	vs	BC	L	33	32
11 7	at	Ottawa	W	39	21

Division Semi-Final
11 15 vs Calgary W 16 30

Division Final
11 22 at BC W 31 7



1986

6 24	at	Calgary	W	21	20
7 3	vs	BC	W	13	36
7 12	at	Saskatchewan	W	31	19
7 17	vs	Ottawa	W	39	49
8 1	vs	Toronto	L	35	34
8 7	at	Montreal	L	6	17
8 15	vs	Winnipeg	W	5	33
8 23	at	Toronto	L	20	26
9 1	at	Calgary	W	42	19
9 7	vs	Montreal	W	22	37
9 19	at	BC	W	32	3
9 26	vs	BC	W	13	31
10 4	at	Hamilton	W	24	23
10 10	vs	Hamilton	W	9	28
10 19	vs	Calgary	W	30	38
10 25	at	Winnipeg	L	20	42
11 1	at	Ottawa	T	16	16
11 9	vs	Saskatchewan	W	14	42
Division Semi-Final					
11 16	vs	Calgary	W	18	27
Division Final					
11 23	vs	BC	W	5	41
Grey Cup					
11 30	vs	Hamilton	L	39	15

1983

7 15	vs	Winnipeg	L	20	18
7 28	at	Ottawa	W	44	4
8 5	vs	Saskatchewan	W	21	36
8 9	at	Hamilton	W	35	32
8 12	vs	BC	L	43	13
8 20	at	Montreal	W	28	15
8 26	vs	Ottawa	L	17	14
9 5	at	Calgary	L	15	18
9 11	vs	Hamilton	W	21	50
9 18	at	Saskatchewan	W	46	21
9 25	at	BC	L	30	31
10 2	vs	Calgary	W	28	31
10 9	at	Toronto	L	15	19
10 15	vs	Montreal	W	32	45
10 23	at	Winnipeg	L	15	33
10 29	vs	Toronto	L	22	15
Division Semi-Final					
11 13	at	Winnipeg	L	22	49

1985

7 5	vs	Toronto	W	23	25
7 13	at	BC	L	10	25
7 13	at	Ottawa	L	19	41
7 25	vs	Winnipeg	W	23	25
8 2	vs	Ottawa	W	14	49
8 9	at	Toronto	L	23	43
8 23	vs	Saskatchewan	L	42	34
9 2	at	Calgary	W	34	28
9 8	vs	Hamilton	W	17	27
9 15	at	Saskatchewan	W	27	15
9 21	vs	Calgary	W	6	17
10 5	at	Hamilton	W	17	12
10 12	vs	Montreal	W	1	39
10 18	at	Winnipeg	W	37	18
10 27	vs	BC	L	42	29
11 3	at	Montreal	L	20	23
Division Semi-Final					
11 10	at	Winnipeg	L	15	22

Division Semi-Final

11 10	at	Winnipeg	L	15	22
-------	----	----------	---	----	----

1982

7 11	at	Ottawa	W	55	7
7 17	vs	Toronto	W	12	31
7 25	at	BC	L	28	38
8 1	vs	Winnipeg	L	32	26
8 7	at	Toronto	L	22	30
8 15	vs	Montreal	W	8	46
8 29	vs	Saskatchewan	L	32	25
9 6	at	Calgary	L	20	32
9 12	vs	Ottawa	W	11	47
9 19	at	Hamilton	W	32	14
9 26	vs	Calgary	W	17	36
10 10	vs	BC	W	1	30
10 16	at	Montreal	W	53	39
10 23	at	Winnipeg	W	33	17
10 30	vs	Hamilton	W	11	14
11 7	at	Saskatchewan	W	46	22
Division Final					
11 21	vs	Winnipeg	W	21	24
Grey Cup					
11 28	at	Toronto	W	32	16

1984

6 30	vs	Ottawa	W	31	32
7 6	at	BC	L	10	44
7 13	vs	Calgary	W	13	40
7 22	at	Toronto	L	26	43
8 3	vs	Winnipeg	L	22	21
8 12	at	Saskatchewan	W	37	21
8 18	at	Montreal	L	24	44
8 24	vs	Hamilton	W	14	35
9 3	at	Calgary	W	30	28
9 8	vs	Toronto	W	33	34
9 21	at	Ottawa	L	23	32
9 28	vs	BC	L	34	32
10 7	at	Hamilton	W	28	21
10 13	vs	Montreal	W	26	29
10 21	at	Winnipeg	L	11	30
10 28	vs	Saskatchewan	W	7	52
Division Semi-Final					
11 4	at	Winnipeg	L	20	55

Division Semi-Final

11 4	at	Winnipeg	L	20	55
------	----	----------	---	----	----

1981

7 3	at	Ottawa	W	47	21
7 11	vs	Calgary	W	10	30
7 19	at	Winnipeg	L	28	38
7 26	at	Montreal	W	33	17
8 1	vs	Hamilton	W	5	41
8 13	at	Toronto	W	22	12
8 22	vs	Winnipeg	W	10	28
8 30	vs	Saskatchewan	W	34	44
9 7	at	Hamilton	T	34	34
9 13	vs	BC	W	21	38
9 19	at	Calgary	W	21	10
9 26	vs	Montreal	W	11	62
10 3	at	BC	W	22	12
10 12	vs	Ottawa	W	6	24
10 18	at	Saskatchewan	W	41	29
10 24	vs	Toronto	W	7	61
Division Final					
11 15	vs	BC	W	16	22
Grey Cup					
11 22	vs	Ottawa	W	26	23

1980

7 9	vs	Winnipeg	W	13	36
7 16	at	Saskatchewan	W	21	6
7 30	vs	BC	W	21	33
8 6	at	Toronto	W	23	3
8 13	at	Winnipeg	W	30	17
8 19	vs	Calgary	L	16	15
8 26	vs	Ottawa	W	20	45
9 1	at	Calgary	W	38	23
9 7	vs	Hamilton	W	18	53
9 13	at	BC	W	42	14
9 21	vs	Saskatchewan	W	17	24
10 5	at	Winnipeg	L	14	28
10 13	vs	BC	W	9	33
10 19	at	Saskatchewan	W	29	28
10 26	vs	Calgary	L	34	25
11 1	at	Montreal	W	44	14
Division Final					
11 15	vs	Winnipeg	W	24	34
Grey Cup					
11 23	vs	Hamilton	W	48	10

Division Final

11 15	vs	Winnipeg	W	24	34
-------	----	----------	---	----	----

1977

7 18	vs	Winnipeg	L	29	26
7 27	at	Winnipeg	W	43	13
8 2	vs	Saskatchewan	W	9	34
8 9	at	BC	W	24	18
8 16	vs	Calgary	W	19	32
8 24	at	Hamilton	L	22	27
8 30	vs	Montreal	L	25	20
9 5	at	Calgary	W	22	8
9 17	vs	BC	L	20	18
9 24	at	BC	L	13	30
10 1	at	Ottawa	L	17	34
10 10	vs	Winnipeg	W	24	31
10 16	at	Saskatchewan	W	33	31
10 23	vs	Toronto	W	12	16
10 30	at	Calgary	W	23	21
11 6	vs	Saskatchewan	W	0	38
Division Final					
11 20	vs	BC	W	1	38
Grey Cup					
11 27	vs	Montreal	L	41	6

Division Final

11 20	vs	BC	W	1	38
-------	----	----	---	---	----

1979

7 10	at	Winnipeg	W	28	10
7 17	vs	Saskatchewan	W	20	52
7 31	vs	Calgary	W	9	44
8 7	at	BC	T	14	14
8 14	at	Ottawa	T	24	24
8 21	vs	Winnipeg	W	13	41
8 28	vs	Toronto	W	13	28
9 3	at	Calgary	W	27	1
9 9	vs	Saskatchewan	W	0	40
9 16	vs	BC	W	8	40
9 23	at	Hamilton	W	22	21
9 30	at	Calgary	L	19	26
10 8	vs	Montreal	W	6	47
10 14	at	Saskatchewan	L	25	26
10 28	vs	Winnipeg	W	11	19
11 3	at	BC	W	25	17
Division Final					
11 18	vs	Calgary	W	7	19
Grey Cup					
11 25	vs	Montreal	W	17	9

Division Final

11 18	vs	Calgary	W	7	19
-------	----	---------	---	---	----

1976

7 20	vs	Calgary	W	22	24
7 28	at	Toronto	W	25	20
8 4	vs	BC	W	12	19
8 10	at	Winnipeg	W	31	30
8 15	at	Saskatchewan	L	0	40
8 21	vs	Ottawa	L	20	18
8 31	vs	Hamilton	W	1	5
9 6	at	Calgary	W	19	17
9 12	vs	Saskatchewan	L	34	7
9 19	at	Saskatchewan	W	25	22
9 25	vs	Winnipeg	L	28	17
10 2	at	BC	T	27	27
10 11	vs	BC	W	12	16
10 17	at	Winnipeg	L	33	36
10 23	at	Montreal	W	17	10
10 31	vs	Calgary	L	36	28
Division Semi-Final					
11 14	at	Winnipeg	W	14	12
Division Final					
11 20	at	Saskatchewan	L	13	23

Division Semi-Final

11 14	at	Winnipeg	W	14	12
-------	----	----------	---	----	----

1978

7 13	vs	Calgary	W	17	33
7 18	at	Winnipeg	W	29	28
7 26	at	Saskatchewan	W	46	11
8 1	vs	Ottawa	L	24	23
8 16	at	Toronto	W	40	3
8 23	vs	Winnipeg	W	8	14
8 30	vs	BC	W	10	18
9 4	at	Calgary	T	28	28
9 10	vs	Hamilton	W	16	56
9 17	at	Saskatchewan	W	25	20
9 24	vs	Calgary	T	20	20
10 1	at	Montreal	W	42	22
10 9	vs	BC	L	15	3
10 15	at	Winnipeg	W	38	10
10 29	vs	Saskatchewan	L	36	26
11 4	at	BC	L	11	33
Division Final					
11 18	vs	Calgary	W	13	26
Grey Cup					
11 26	vs	Montreal	W	20	13

Division Final

11 18	vs	Calgary	W	13	26
-------	----	---------	---	----	----

1975

7 29	vs	Winnipeg	W	22	28
8 6	at	Winnipeg	L	16	17
8 14	at	BC	W	27	24
8 20	vs	Toronto	W	11	28
8 27	vs	BC	W	10	34
9 1	at	Calgary	W	35	31
9 6	vs	Saskatchewan	W	24	28
9 14	at	Hamilton	W	17	3
9 17	at	Ottawa	L	25	38
9 23	vs	Montreal	W	29	31
9 28	at	Calgary	W	37	36
10 5	vs	Saskatchewan	L	28	18
10 13	vs	Calgary	W	12	21
10 19	at	Saskatchewan	L	27	36
10 26	vs	Winnipeg	W	41	48
11 1	at	BC	W	12	8
Division Final					
11 16					



1974

7 26	vs	Saskatchewan	W	7	31
8 5	vs	Calgary	W	6	20
8 9	at	Saskatchewan	L	23	24
8 19	vs	Ottawa	W	6	23
8 27	vs	BC	L	21	15
9 2	at	Calgary	W	20	16
9 8	vs	Winnipeg	W	2	24
9 13	at	Saskatchewan	W	24	18
9 18	at	Winnipeg	L	13	19
9 25	vs	Hamilton	W	29	31
10 5	at	Toronto	L	20	22
10 8	at	Montreal	T	28	28
10 14	vs	Calgary	L	24	10
10 20	at	Winnipeg	W	17	10
10 26	vs	BC	W	8	31
11 2	at	BC	W	15	7

Division Final
11 17 vs Saskatchewan W 27 31

Grey Cup
11 24 vs Montreal L 20 7

1971

7 27	at	Ottawa	L	11	22
7 29	at	Hamilton	L	15	17
8 4	vs	BC	W	19	20
8 11	vs	Calgary	L	31	1
8 18	at	BC	L	1	11
8 25	vs	Winnipeg	L	40	31
9 1	vs	Toronto	L	16	15
9 6	at	Calgary	L	7	23
9 11	at	Winnipeg	L	14	26
9 18	vs	Saskatchewan	L	19	3
9 26	at	Saskatchewan	L	14	28
9 29	vs	Montreal	W	11	12
10 10	vs	Winnipeg	W	14	22
10 16	at	BC	W	9	4
10 23	at	Calgary	W	34	12
10 31	vs	Saskatchewan	W	12	28

1968

7 31	at	Montreal	W	27	10
8 2	at	Toronto	L	4	32
8 7	vs	Saskatchewan	T	10	10
8 15	at	BC	W	18	17
8 20	vs	BC	L	12	4
8 28	vs	Calgary	L	12	7
9 2	at	Saskatchewan	L	2	29
9 8	at	Calgary	W	10	8
9 11	vs	Ottawa	W	20	25
9 22	at	Winnipeg	L	13	25
9 28	vs	Hamilton	L	31	7
10 5	vs	BC	W	5	13
10 13	at	Winnipeg	W	22	8
10 20	vs	Calgary	W	13	14
10 27	vs	Winnipeg	W	22	32
10 30	at	Saskatchewan	L	20	34

Division Semi-Final
11 10 at Calgary L 13 29

1973

7 31	at	Winnipeg	W	33	22
8 6	vs	Winnipeg	W	3	10
8 14	at	BC	L	11	30
8 22	at	Calgary	W	24	4
8 29	vs	Toronto	L	24	16
9 3	at	Saskatchewan	L	27	28
9 8	vs	Montreal	W	18	23
9 15	vs	Calgary	W	22	33
9 22	at	Ottawa	L	20	32
9 24	at	Hamilton	W	22	17
9 30	vs	Saskatchewan	W	13	17
10 8	vs	Winnipeg	T	14	14
10 13	at	BC	W	27	13
10 20	vs	BC	T	14	14
10 27	at	Calgary	L	10	14
11 4	vs	Saskatchewan	W	16	28

Division Final
11 18 vs Saskatchewan W 23 25

Grey Cup
11 25 vs Ottawa L 22 18

1970

7 31	at	Saskatchewan	L	11	23
8 5	vs	Calgary	W	2	14
8 13	vs	BC	L	35	7
8 18	at	Montreal	L	10	14
8 20	at	Toronto	L	14	16
8 25	vs	Ottawa	L	31	23
9 1	vs	BC	W	9	20
9 7	at	Calgary	L	13	28
9 12	vs	Saskatchewan	W	6	10
9 20	at	Winnipeg	W	33	15
9 26	vs	Hamilton	W	13	34
10 3	at	BC	W	32	20
10 12	vs	Calgary	W	13	16
10 17	at	Winnipeg	W	20	17
10 24	vs	Winnipeg	W	11	15
10 28	at	Saskatchewan	L	10	34

Division Semi-Final
11 8 vs Calgary L 16 9

1967

8 2	vs	Winnipeg	L	20	0
8 9	at	Ottawa	L	25	28
8 12	at	Hamilton	W	20	14
8 19	vs	Toronto	W	10	31
8 23	at	Calgary	L	0	16
8 30	vs	Saskatchewan	L	21	10
9 4	at	Saskatchewan	L	6	18
9 9	at	BC	T	14	14
9 17	vs	BC	W	8	19
9 23	at	Winnipeg	W	22	9
9 30	vs	Calgary	L	25	5
10 8	at	BC	W	19	3
10 15	vs	Saskatchewan	W	17	21
10 21	vs	Montreal	W	24	30
10 28	at	Calgary	W	20	11
11 1	vs	Winnipeg	W	8	24

Division Semi-Final
11 11 at Saskatchewan L 5 21

1972

8 1	vs	BC	W	22	34
8 11	vs	Hamilton	W	27	30
8 16	at	Saskatchewan	W	31	29
8 25	vs	BC	W	7	29
8 30	at	Winnipeg	L	16	49
9 4	at	Calgary	W	31	19
9 10	vs	Calgary	W	20	27
9 17	at	Saskatchewan	L	12	14
9 23	vs	Ottawa	L	10	9
9 30	at	Toronto	W	31	30
10 3	at	Montreal	L	13	29
10 9	vs	Winnipeg	W	15	24
10 14	at	BC	L	16	22
10 22	vs	Saskatchewan	W	23	25
10 29	at	Winnipeg	L	24	38
11 5	vs	Calgary	W	14	28

Division Semi-Final
11 12 vs Saskatchewan L 8 6

1969

7 29	at	Winnipeg	W	33	0
8 4	vs	Winnipeg	L	14	13
8 11	vs	Saskatchewan	L	21	20
8 22	at	Saskatchewan	L	9	24
8 27	vs	Toronto	L	24	12
9 1	at	Calgary	L	14	16
9 6	vs	Calgary	L	20	10
9 14	vs	Winnipeg	W	16	30
9 17	at	BC	W	13	5
9 27	at	Ottawa	L	0	17
9 30	at	Hamilton	L	12	17
10 5	vs	BC	L	13	5
10 13	vs	Montreal	W	14	20
10 18	at	BC	L	14	17
10 25	at	Calgary	W	11	1
11 2	vs	Saskatchewan	L	27	25

1966

7 29	vs	Saskatchewan	L	40	13
8 2	at	Winnipeg	L	7	26
8 8	at	BC	W	27	7
8 12	vs	Winnipeg	L	10	9
8 22	at	Saskatchewan	W	18	17
8 27	vs	Calgary	W	5	26
9 2	vs	BC	W	6	13
9 9	at	Montreal	W	8	3
9 11	at	Toronto	L	14	34
9 19	vs	Ottawa	L	49	21
9 24	at	Calgary	T	18	18
10 1	vs	Hamilton	L	28	7
10 10	vs	BC	L	19	7
10 16	at	Winnipeg	L	14	16
10 22	at	Saskatchewan	W	33	21
10 29	vs	Calgary	L	29	16

Division Semi-Final
11 6 at Winnipeg L 8 16

1965

7 30	vs	Winnipeg	L	21	14
8 7	at	BC	L	13	38
8 13	vs	Saskatchewan	L	34	15
8 18	at	Calgary	L	15	16
8 23	vs	Calgary	L	20	4
8 31	vs	Toronto	W	21	23
9 11	vs	Winnipeg	W	25	30
9 20	vs	Montreal	L	24	13
9 25	at	Ottawa	L	1	40
9 28	at	Hamilton	W	9	3
10 2	at	BC	L	27	41
10 6	at	Saskatchewan	W	24	22
10 9	vs	BC	W	12	14
10 16	at	Calgary	L	19	28
10 23	at	Winnipeg	L	24	40
10 30	vs	Saskatchewan	L	15	12

1962

8 9	at	Winnipeg	W	20	16
8 14	vs	Saskatchewan	W	7	22
8 20	at	Saskatchewan	L	9	17
8 24	vs	Ottawa	L	29	21
8 31	vs	BC	W	10	22
9 3	at	Calgary	L	17	49
9 8	vs	Calgary	L	17	12
9 14	vs	Hamilton	L	16	15
9 22	at	Montreal	T	18	18
9 24	at	Toronto	W	31	22
9 29	vs	BC	L	46	24
10 6	vs	Calgary	L	22	15
10 8	at	Saskatchewan	L	20	28
10 13	at	BC	W	26	7
10 20	vs	Winnipeg	L	30	20
11 3	at	Winnipeg	W	18	12

Division Semi-Final
11 11 at Calgary L 8 10
11 13 vs Calgary W 17 18

1964

8 7	vs	Calgary	L	52	15
8 12	at	Winnipeg	L	7	37
8 17	at	Calgary	L	6	39
8 28	vs	Saskatchewan	L	56	8
9 4	vs	Ottawa	W	1	20
9 11	at	Montreal	W	19	10
9 13	at	Toronto	L	22	35
9 19	vs	BC	L	49	6
9 19	at	Winnipeg	W	13	1
9 26	at	Saskatchewan	L	11	20
9 28	vs	Hamilton	L	43	14
10 6	vs	Winnipeg	W	22	25
10 10	at	BC	L	6	26
10 17	vs	BC	L	24	14
10 24	vs	Calgary	L	17	16
10 31	vs	Saskatchewan	L	26	20

1961

8 7	at	BC	W	29	19
8 14	vs	Saskatchewan	W	8	38
8 19	vs	Montreal	W	0	33
8 24	at	Winnipeg	W	35	20
8 28	vs	BC	W	20	21
9 4	at	Calgary	W	10	9
9 9	at	Ottawa	W	35	26
9 11	at	Hamilton	L	15	32
9 16	vs	Toronto	T	8	8
9 23	vs	Winnipeg	L	33	10
9 25	at	Saskatchewan	W	16	1
9 30	at	BC	L	9	21
10 7	vs	Calgary	L	28	21
10 14	vs	Saskatchewan	W	10	21
10 30	at	Calgary	W	20	8
11 4	vs	Winnipeg	L	14	13

Division Semi-Final
11 11 at Calgary L 8 10
11 13 vs Calgary W 17 18

1963

8 5	vs	Saskatchewan	L	19	16
8 12	at	BC	L	12	31
8 16	vs	Toronto	W	16	17
8 23	vs	Winnipeg	L	36	7
9 2	at	Calgary	L	11	13
9 7	vs	Saskatchewan	L	22	9
9 14	vs	Montreal	W	1	10
9 21	at	Saskatchewan	L	7	8
9 23	at	Winnipeg	L	15	24
9 28	vs	Winnipeg	L	38	30
10 5	vs	BC	L	40	1
10 12	at	Ottawa	L	10	34
10 14	at	Hamilton	L	17	28
10 19	at	BC	L	6	32
10 26	vs	Calgary	L	45	28
11 2	at	Calgary	L	24	38

1960

8 15	vs	BC	W	14	33
8 22	vs	Saskatchewan	W	1	19
8					



1959

Table of 1959 game results: 8 17 vs BC L 12 0, 8 24 vs Saskatchewan W 0 55, 8 27 at Winnipeg W 16 1, 8 31 at BC L 7 8, 9 5 vs Winnipeg L 16 8, 9 7 at Calgary W 16 10, 9 12 vs Calgary W 20 27, 9 19 at Saskatchewan W 32 0, 9 21 vs BC W 7 29, 9 28 at Winnipeg L 10 13, 10 3 vs Saskatchewan W 15 44, 10 10 at BC W 38 14, 10 12 vs Calgary L 41 23, 10 17 at Calgary L 24 25, 10 19 vs Winnipeg W 20 21, 10 24 at Saskatchewan W 20 19

Division Semi-Final

10 31 at BC W 20 8, 11 4 vs BC W 7 41

West Final

11 11 vs Winnipeg L 19 11, 11 14 at Winnipeg L 8 16

1956

Table of 1956 game results: 8 18 vs Saskatchewan W 3 15, 8 25 vs Calgary W 22 23, 8 27 at BC W 18 0, 9 3 vs Winnipeg W 20 21, 9 8 at Saskatchewan L 4 31, 9 10 at Calgary W 28 15, 9 15 vs BC W 8 34, 9 22 vs Calgary W 0 52, 9 24 at BC L 1 11, 10 1 vs Saskatchewan L 33 7, 10 6 at Winnipeg L 7 10, 10 8 at Calgary W 36 8, 10 13 at Saskatchewan W 37 17, 10 15 vs Winnipeg W 11 21, 10 22 vs BC W 13 54, 10 27 at Winnipeg L 0 33

West Final

11 10 at Saskatchewan L 22 23, 11 17 vs Saskatchewan W 12 20, 11 19 vs Saskatchewan W 7 51

Grey Cup

11 24 vs Montreal W 27 50

1958

Table of 1958 game results: 8 14 at Winnipeg L 21 29, 8 18 vs Saskatchewan W 6 40, 8 23 at Calgary L 7 35, 8 25 vs Winnipeg L 15 8, 9 6 at BC W 26 7, 9 8 vs Calgary W 28 32, 9 13 vs BC W 7 13, 9 20 at Saskatchewan W 26 13, 9 27 vs Saskatchewan T 11 11, 9 29 at Winnipeg L 13 43, 10 4 vs Winnipeg L 21 15, 10 11 vs Calgary W 10 17, 10 13 at Calgary W 19 14, 10 18 at BC W 25 22, 10 25 vs BC W 3 25, 11 1 at Saskatchewan L 14 28

Division Semi-Final

11 8 at Saskatchewan W 27 11, 11 11 vs Saskatchewan W 1 31

West Final

11 15 vs Winnipeg L 30 7, 11 19 at Winnipeg W 30 7, 11 22 at Winnipeg L 7 23

1955

Table of 1955 game results: 8 20 at Calgary W 13 10, 8 22 at Winnipeg W 13 9, 8 27 vs BC W 12 29, 9 3 vs Saskatchewan W 12 19, 9 10 at BC W 18 13, 9 12 vs Calgary W 12 24, 9 17 at Saskatchewan W 26 9, 9 19 vs Winnipeg W 8 14, 9 24 at Calgary W 15 0, 9 26 at BC W 15 0, 10 1 at Winnipeg L 0 12, 10 3 vs Saskatchewan W 9 17, 10 8 vs BC W 2 38, 10 15 at Saskatchewan L 3 4, 10 22 vs Winnipeg W 0 12, 10 29 vs Calgary W 5 30

West Final

11 11 at Winnipeg W 29 6, 11 16 vs Winnipeg W 6 26

Grey Cup

11 26 vs Montreal W 19 34

1957

Table of 1957 game results: 8 15 at Winnipeg W 21 14, 8 19 vs Saskatchewan W 7 37, 8 24 at Calgary L 6 10, 9 2 vs Winnipeg W 8 41, 9 7 at BC W 35 13, 9 9 vs Calgary W 2 22, 9 14 vs BC W 6 25, 9 21 at Saskatchewan W 24 17, 9 28 vs Saskatchewan W 12 37, 9 30 at Winnipeg L 27 28, 10 5 vs Winnipeg W 0 41, 10 12 vs Calgary W 7 46, 10 14 at Calgary W 32 6, 10 19 at BC W 29 12, 10 26 vs BC W 0 29, 11 2 at Saskatchewan W 23 0

West Final

11 16 at Winnipeg L 7 19, 11 20 vs Winnipeg W 4 5, 11 23 vs Winnipeg L 17 2

1954

Table of 1954 game results: 8 21 at Saskatchewan L 13 21, 8 23 at Winnipeg L 3 7, 9 6 vs BC W 6 12, 9 11 vs Calgary W 11 30, 9 13 at Calgary L 6 20, 9 20 at BC W 23 13, 9 25 vs Winnipeg W 8 12, 9 27 vs Saskatchewan L 8 6, 10 2 at Calgary W 13 12, 10 4 vs Calgary W 6 21, 10 9 at Winnipeg W 16 5, 10 11 at Saskatchewan L 2 12, 10 16 vs BC W 3 31, 10 18 at BC W 22 0, 10 23 vs Saskatchewan W 19 24, 10 25 vs Winnipeg W 12 21

West Final

11 6 vs Winnipeg W 3 9, 11 11 at Winnipeg L 6 12, 11 13 vs Winnipeg W 5 10

SF vs ORFU

11 20 vs Kitchener-Waterloo W 6 38

Grey Cup

11 27 vs Montreal W 25 26

1953

Table of 1953 game results: 8 29 at Winnipeg L 6 7, 8 31 at Saskatchewan W 19 17, 9 5 at Calgary W 18 6, 9 7 vs Calgary W 5 19, 9 12 vs Saskatchewan W 1 13, 9 14 vs Winnipeg W 7 9, 9 19 at Saskatchewan W 12 6, 9 26 vs Calgary W 6 15, 9 28 at Calgary W 21 12, 10 3 vs Saskatchewan L 13 19, 10 5 at Winnipeg W 16 6, 10 10 at Calgary W 34 13, 10 12 vs Calgary W 6 22, 10 17 vs Winnipeg W 9 32, 10 19 vs Saskatchewan L 20 19, 10 24 vs Winnipeg L 17 8

West Final

11 7 at Winnipeg W 25 7, 11 11 vs Winnipeg L 21 17, 11 14 vs Winnipeg L 30 24

1952

Table of 1952 game results: 8 23 at Saskatchewan L 5 25, 8 25 at Winnipeg T 14 14, 8 30 at Calgary L 7 14, 9 1 vs Calgary W 10 17, 9 6 vs Winnipeg L 21 18, 9 8 vs Saskatchewan W 15 19, 9 13 at Winnipeg W 11 9, 9 20 vs Calgary W 18 35, 9 22 at Calgary W 10 9, 9 27 at Winnipeg L 18 40, 9 29 at Saskatchewan W 25 13, 10 4 vs Saskatchewan W 6 20, 10 6 vs Winnipeg W 12 18, 10 11 vs Calgary L 33 30, 10 13 at Calgary W 16 10, 10 18 vs Saskatchewan L 31 28

Division Semi-Final

10 22 at Calgary L 12 31, 10 25 vs Calgary W 7 30

West Final

11 1 vs Winnipeg L 28 12, 11 8 at Winnipeg W 18 12, 11 11 at Winnipeg W 22 11

Grey Cup

11 29 vs Toronto L 21 11

1951

Table of 1951 game results: 8 25 at Winnipeg W 30 24, 8 27 at Saskatchewan L 0 23, 9 1 at Calgary W 18 17, 9 3 vs Calgary W 0 5, 9 8 vs Winnipeg W 19 35, 9 10 vs Saskatchewan W 6 31, 9 15 at Calgary W 30 15, 9 22 vs Calgary W 11 30, 9 29 vs Saskatchewan L 25 18, 10 1 vs Winnipeg L 15 8, 10 5 at Saskatchewan L 18 25, 10 8 at Winnipeg L 27 38, 10 13 vs Calgary W 18 31, 10 20 at Calgary L 25 26

Division Semi-Final

10 27 vs Winnipeg W 1 4

West Final

11 3 vs Saskatchewan W 11 15, 11 10 at Saskatchewan L 5 12, 11 12 at Saskatchewan L 18 19

1950

Table of 1950 game results: 8 26 at Winnipeg L 7 18, 8 28 at Saskatchewan W 15 9, 9 2 at Calgary W 19 13, 9 4 vs Calgary W 8 18, 9 9 vs Winnipeg L 20 6, 9 11 vs Saskatchewan W 12 24, 9 16 at Calgary W 29 22, 9 23 vs Calgary W 8 33, 9 30 vs Saskatchewan L 9 6, 10 2 vs Winnipeg W 10 13, 10 7 at Saskatchewan L 6 8, 10 9 at Winnipeg L 6 28, 10 14 vs Calgary L 19 12, 10 21 at Calgary L 7 13

Division Semi-Final

10 28 at Saskatchewan W 24 1

West Final

11 4 vs Winnipeg W 16 17, 11 11 at Winnipeg L 12 22, 11 13 at Winnipeg L 6 29

1949

Table of 1949 game results: 9 5 vs Calgary L 20 6, 9 10 vs Winnipeg W 11 14, 9 12 vs Saskatchewan L 12 0, 9 17 at Saskatchewan L 1 13, 9 19 at Winnipeg W 10 3, 9 24 at Calgary L 5 41, 10 1 vs Calgary L 12 8, 10 8 at Winnipeg L 6 8, 10 10 at Saskatchewan W 12 11, 10 15 at Calgary L 6 31, 10 22 vs Winnipeg W 6 13, 10 24 vs Saskatchewan L 29 11, 10 29 at Calgary L 0 27, 10 31 at Calgary L 1 11



CFL AWARDS

OUTSTANDING PLAYER

- 2017 -- Mike Reilly
- 1989 -- Tracy Ham
- 1983 -- Warren Moon
- 1974 -- Tom Wilkinson
- 1973 -- George McGowan
- 1960 -- Jackie Parker
- 1959 -- Johnny Bright
- 1958 -- Jackie Parker
- 1957 -- Jackie Parker
- 1953 -- Billy Vessels

OUTSTANDING ROOKIE

- 2015 -- Derel Walker
- 2014 -- Dexter McCoil
- 1995 -- Shalon Baker
- 1979 -- Brian Kelly

OUTSTANDING LINEMAN

- (OLD CATEGORY)
- 1969 -- John LaGrone
- 1959 -- Roger Nelson

OUTSTANDING CANADIAN

- 2011 -- Jerome Messam
- 2008 -- Kamau Peterson
- 1996 -- Leroy Blugh
- 1991 -- Blake Marshall
- 1979 -- Dave Fennell
- 1956 -- Normie Kwong
- 1955 -- Normie Kwong

OUTSTANDING OFFENSIVE LINEMAN

- 1989 -- Rod Connop
- 1980 -- Mike Wilson
- 1979 -- Mike Wilson
- 1975 -- Charlie Turner

TOM PATE MEMORIAL AWARD

- 2022 -- Emmanuel Arceneaux
- 2021/2019 -- Matt O'Donnell
- 2018 -- Ryan King
- 2017 -- Adarius Bowman
- 2016 -- Grant Shaw
- 2015 -- Ryan King
- 2014 -- Calvin McCarty
- 2013 -- Grant Shaw
- 2012 -- Mathieu Bertrand
- 2011 -- Aaron Fiacconi
- 2010 -- Graeme Bell
- 2008-09 -- Patrick Kabongo
- 2007 -- Dan Comiskey
- 2006 -- Ed Hervey
- 2005 -- Jason Maas

OUTSTANDING DEFENSIVE PLAYER

- 2012 -- J.C. Sherritt
- 2002 -- Elfrid Payton
- 1997 -- Willie Pless
- 1996 -- Willie Pless
- 1995 -- Willie Pless
- 1994 -- Willie Pless
- 1992 -- Willie Pless
- 1989 -- Dan Bass
- 1982 -- James Parker
- 1981 -- Dan Kepley
- 1980 -- Dan Kepley
- 1978 -- Dave Fennell
- 1977 -- Dan Kepley

ANNIS STUKUS TROPHY

- (CFL COACH OF THE YEAR)
- 2003 -- Tom Higgins
- 1996 -- Ron Lancaster
- 1979 -- Hugh Campbell
- 1970 -- Ray Jauch

NORM FIELDGATE TROPHY

- (OUTSTANDING DEFENSIVE
PLAYER)
- 2012 -- J.C. Sherritt
- 2002 -- Elfrid Payton
- 2000 -- Terry Ray
- 1997 -- Willie Pless
- 1996 -- Willie Pless
- 1995 -- Willie Pless
- 1994 -- Willie Pless
- 1992 -- Willie Pless
- 1990 -- Stewart Hill
- 1989 -- Danny Bass
- 1988 -- Danny Bass
- 1982 -- James Parker
- 1981 -- Dan Kepley
- 1980 -- Dan Kepley
- 1978 -- Dave Fennell
- 1977 -- Dan Kepley

JACKIE PARKER TROPHY

- (OUTSTANDING ROOKIE)
- 2015 -- Derel Walker
- 2014 -- Dexter McCoil
- 2011 -- J.C. Sherritt
- 1995 -- Shalon Baker
- 1987 -- Stanley Blair
- 1984 -- Stewart Hill
- 1979 -- Brian Kelly

DEMARCO-BECKET TROPHY

- (OUTSTANDING OFFENSIVE
LINEMAN)
- 2002 -- Bruce Beaton
- 1989 -- Rod Connop
- 1980 -- Mike Wilson
- 1979 -- Mike Wilson
- 1975 -- Charlie Turner
- *1970 -- Greg Pipes
- *1967 -- John LaGrone
- *1959 -- Art Walker
- *1957 -- Art Walker

* -- Awarded to the outstanding
lineman prior to 1974

EDDIE JAMES TROPHY (LEADING RUSHER)

- 2002 -- John Avery (1448 yards)
- 1993 -- Damon Allen (920 yards)
- 1990 -- Tracy Ham (1,096 yards)
- 1989 -- Reggie Taylor (1,503 yards)
- 1979 -- Jim Germany (1,324 yards)
- 1973 -- Roy Bell (1,455 yards)
- 1959 -- Johnny Bright (1,340 yards)
- 1958 -- Johnny Bright (1,722 yards)
- 1957 -- Johnny Bright (1,679 yards)
- 1956 -- Normie Kwong (1,437 yards)
- 1955 -- Normie Kwong (1,250 yards)
- 1953 -- Billy Vessels (926 yards)
- 1951 -- Normie Kwong (933 yards)

WESTERN/NORTHERN DIVISION AWARDS

JEFF NICKLIN TROPHY (MOST VALUABLE PLAYER)

- 2017 -- Mike Reilly
- 1990 -- Craig Ellis
- 1989 -- Tracy Ham
- 1987 -- Brian Kelly
- 1983 -- Warren Moon
- 1982 -- Tommy Scott
- 1979 -- Waddell Smith
- 1978 -- Tom Wilkinson
- 1974 -- Tom Wilkinson
- 1973 -- George McGowan
- 1961 -- Jackie Parker
- 1960 -- Jackie Parker
- 1959 -- Jackie Parker
- 1958 -- Jackie Parker
- 1957 -- Jackie Parker
- 1956 -- Jackie Parker
- 1954 -- Jackie Parker

DAVE DRYBURGH MEMORIAL TROPHY (LEADING SCORER)

- 2004 -- Sean Fleming (180 points)
- 2001 -- Sean Fleming (183 ppoints)
- 1997 -- Sean Fleming (187 points)
- 1994 -- Sean Fleming (206 points)
- 1989 -- Jerry Kauric (224 points)
- 1986 -- Tom Dixon (190 points)
- 1982 -- Dave Cutler (170 points)
- 1980 -- Dave Cutler (158 points)
- 1978 -- Dave Cutler (167 points)
- 1977 -- Dave Cutler (195 points)
- 1975 -- Dave Cutler (169 points)
- 1974 -- Dave Cutler (144 points)
- 1973 -- Dave Cutler (133 points)
- 1972 -- Dave Cutler (126 points)
- 1962 -- Tommy Joe Coffey (129
points)
- 1961 -- Jackie Parker (104 points)
- 1959 -- Jackie Parker (109 points)

DR. BEATTIE MARTIN TROPHY (OUTSTANDING CANADIAN)

- 2011 -- Jerome Messam
- 2008 -- Kamau Peterson
- 1996 -- Leroy Blugh
- 1994 -- Larry Wruck
- 1991 -- Blake Marshall
- 1980 -- Dave Fennell
- 1979 -- Dave Fennell
- *1966 -- Garry Lefebvre
- *1965 -- Ron Forwick
- *1962 -- Ted Frechette
- *1957 -- Mike Lashuk
- 1956 -- Normie Kwong
- 1955 -- Normie Kwong
- *1951 -- Jim Chambers

* -- Presented to the outstanding
Canadian rookie prior to 1971



WALL OF HONOUR



TOM WILKINSON | 1982

A three-time CFL All-Star through 15 seasons, "Wilkie" never missed a game in his 10 years (1972-1981). He won five Grey Cups with the EE and played in eight Grey Cup games. In 1974, he was named the CFL's Outstanding Player. Wilkinson was the first inductee to the EE Wall of Honour. In 1981, he was inducted to the Canadian Football Hall of Fame. Following his playing career, Wilkinson coached the University of Alberta Golden Bears football program.



JOHNNY BRIGHT | 1983

This powerful fullback gained 10,909 yards in 13 CFL seasons with Calgary and Edmonton. He was top rusher in the West four times, a Western All-Star six times and the Most Outstanding Player in the CFL in 1959. Bright rushed for 1,200 or more yards in five straight seasons and ran for 71 touchdowns. He helped lead the Green and Gold to three consecutive Grey Cup victories in 1954, 1955 and 1956.



NORMIE KWONG | 1983

"The China Clipper" played 13 seasons with Calgary and Edmonton. Twice voted the CFL's Outstanding Canadian in 1955 and 1956, he finished his glorious career with 9,022 rushing yards and 78 touchdowns. He was the West Division's leading rusher three times and earned four Western All-Star nominations. Teamed with Johnny Bright, Kwong gave the Green and Gold a dynamic backfield that helped lead to three consecutive Grey Cup wins (1954-56). In 1969, he was inducted into the CFL Hall of Fame.



ROLLIE MILES | 1983

During his 11 outstanding seasons with the Green and Gold (1951-1961), Miles was voted a Western All-Star eight times as a running back, defensive back and linebacker. In 1954, he was a first team All-Star halfback on both offense and defense. Miles played in five Grey Cups and was on the winning side three times. He was elected to the Canadian Football Hall of Fame in 1980.



JACKIE PARKER | 1983

"The Fast Freight from Mississippi State" or "Ole Spaghetti Legs" starred as quarterback, halfback, and defensive back for Edmonton from 1954 to 1962, the Argos from 1963 to 1965 and B.C. Lions from 1966 to 1968. He played on three Grey Cup winners with Edmonton, won the Schenley Award three times, was an All-Star for eight straight years and he scored 750 points, including 88 rushing touchdowns and 75 passing touchdowns. Jackie's dramatic 84-yard TD run in the 1954 Grey Cup game remains one of pro sports most memorable plays. Parker is a member of Canada's Sports Hall of Fame, and was inducted into the Canadian Football Hall of Fame in 1971.



DAVE FENNEL | 1984

"Doctor Death" was a stalwart on the Edmonton Defensive Line from 1974 to 1983 and a major part of Edmonton's five straight Grey Cup winning teams. He was the Defensive Star of the 1978 Grey Cup and the Defensive and Canadian Star of the 1982 Grey Cup. Dave was a CFL and Western All-Star at defensive tackle from 1977 to 1981 and the CFL's Most Outstanding Defensive Player in 1978. He won the Most Outstanding Canadian Award in 1979 and was Runner-up in 1980. Dave Fennell entered the CFL Hall of Fame in 1990 and his name was added to the Wall of Honour in 1984.



FRANK MORRIS | 1984

As a hardnosed guard and defensive tackle, Morris played on two teams, Toronto and Edmonton, that put together three consecutive Grey Cup victories. Following his illustrious playing career, Morris distinguished himself as the club's Director of Player Development from 1973 to 1988 and celebrated six more Grey Cup wins including the Five-in-a-Row dynasty of the late 1970's and early '80's. Frank was inducted into the Canadian Football Hall of Fame in 1983.



FRANK ANDERSON | 1985

Nicknamed "Guts", Anderson spent six seasons with Edmonton from 1952-1957. The Oklahoma native was a five-time All-Star in the era of two-way players and he helped Edmonton to three consecutive Grey Cup victories in 1954, '55 and '56. Frank Anderson was inducted posthumously to the Wall of Honour in 1985.



GEORGE MCGOWAN | 1985

A standout at Kansas University, McGowan signed with Edmonton in 1971 and would enjoy eight record-setting seasons with the Green and Gold. Winner of the Schenley Award in 1973, McGowan caught 81 passes for 1,123 yards and 9 touchdowns. In 1975, he posted 98 receptions for 1,472 yards and 8 touchdowns. He is tied for fifth on the CFL's all-time list for most catches in a regular season game with 15 receptions for 249 yards. A three-time CFL All-Star and West Division All-Star (1973, '75, '76), McGowan appeared in five Grey Cup games in eight seasons and won twice (1975, '78). In 1985, McGowan joined the Canadian Football Hall of Fame in 2003.

**DAVE CUTLER | 1986**

Dave played for Edmonton for his entire 16-year career (1969-'84). The native of Biggar, Saskatchewan hit 464 field goals, 627 converts and 218 singles for 2,237 points – now second on the Edmonton list for career points. His 59-yard field goal in 1970 stands third on the CFL's all-time list. Dave played on six Edmonton Grey Cup winning teams (1975, 1978-'82) and was a Western All-Star in 1977, 1978 and 1980 and an All-Canadian in 1977 and 1978. He was the West Division's Top Scorer eight times. Dave joined the Wall of Honour in 1986 and was inducted into the Canadian Football Hall of Fame in 1998.

**DANNY KEPLEY | 1987**

Danny and teammate Dave Fennell were Edmonton's marquee defensive players during the team's golden era. From his middle linebacker position, Danny helped lead the Green and Gold to five straight Grey Cup titles from 1978 to 1982. He was named to both the Western and CFL All-Star teams for five consecutive years (1977-81) and was a three-time winner of the Schenley Award as the CFL's top defensive player in 1977, 1980 and 1981. Danny was inducted to the Wall of Honour in 1987 and joined the Canadian Football Hall of Fame in 1996.

**ROGER NELSON | 1987**

Nelson is one of the most consistent offensive tackles ever to play in the Canadian Football League. He is a four-time Western All-Star and won the Schenley as Most Outstanding Lineman in 1959. He played 13 seasons for Edmonton between 1954 and 1967. Inducted into the Canadian Football Hall of Fame in 1985.

**TOMMY JOE COFFEY | 1988**

Seven times an All-Canadian All-Star, four times an Eastern All-Star and three times a Western All-Star, Tommy Joe played both receiver and kicker and finished with 10,320 yards on pass receptions and 971 points. He was the West Division's leading scorer in 1962. After two seasons (1959-'60) with Edmonton, Tommy Joe left football in 1961 but returned to star for Edmonton (1962-1966), Hamilton (1967-72) and Toronto (1973) before retiring in 1973. Elected to the Canadian Football Hall of Fame in 1977, Tommy Joe joined the Wall of Honour in 1988.

**JOHN LAGRONE | 1988**

If one player can be credited with turning around the fortunes of a franchise, John LaGrone is that player. Arriving in 1967, John was a quiet leader who let his on-field play do the talking. During his eight seasons (1967-1974) with the team, John won the Schenley Award in 1969 as Top Lineman and was a two-time CFL All-Star and six-time West Division All-Star. He played in two Grey Cups (1973-'74) and retired prior to the 1975 season.

**BRIAN KELLY | 1989**

Affectionately known as "Howdy Doody", the 5'9" Kelly was an exceptionally intelligent receiver during his nine-year career (1979-'87). Kelly caught 575 passes for a then CFL record 11,169 yards and scored 586 points. His 97 career touchdowns are currently tied for sixth on the CFL's all-time list. A six-time CFL All-Star, Kelly was the CFL's Most Outstanding Rookie in 1979 and the West Division's Most Outstanding Player in 1987. Kelly was elected to the Canadian Football Hall of Fame in 1991.

**HUGH CAMPBELL | 1990** (contributor)

Campbell coached the EE to five consecutive Grey Cup championships, from 1978 to 1982. His 0.729 winning percentage is the best in CFL history. He received the Annis Stukus Trophy as Coach of the Year in 1979. After three years coaching in the United States Football League and National Football League in the mid-80s, he returned to the Eskimos as general manager. In 1997, he became president and CEO, a post he held until his retirement in 2006.

**BRYAN HALL | 1990** (contributor)

For 40 seasons until 2009, Hall handled play-by-play on EE radio broadcasts. His voice provided soundtrack to many signature moments in club history, including the Green and Gold's historic run of five consecutive Grey Cup championships between 1978 and 1982.


Hall was enshrined in the Canadian Football of Fame as part of the class of 1989. The media centre at Commonwealth Stadium is named in Hall's honour.

**NORM KIMBALL | 1990** (contributor)

Kimball's contribution to the Edmonton football scene started when he coached junior football in that city. His affiliation with the Green and Gold began in 1961 when he became their minor football coordinator. In 1964 Kimball was named the team's general manager and the Green and Gold flourished under his guidance. He was part of six Grey Cup victories during his tenure as GM, in 1975 and 1978 through 1982.

**WALTER SPRAGUE | 1991** (contributor)

Sprague was an original member of the "Nervous Nine" board of directors that was formed in 1964 to help save the franchise. The board, which comprised leading Edmonton citizens and businesspeople including Hugh McColl, Jack Baker, Tommy Fox, Sam Leiberman, George Smithson, Dr. Cooper Johnstone, Duncan Marshall and Jack Agrios, guaranteed their personal money to ensure the team's success. They also created a \$100-a-plate dinner that has evolved into the annual Elks Dinner. Sprague also served a tenure as team president.



DANNY BASS | 1992

A product of Michigan State, Danny Bass entered the CFL in 1980 with Toronto. The following season he was traded to Calgary where he played for two seasons, but it was with Edmonton from 1984 - 1991 that he enjoyed his greatest success. A six-time CFL All-Star and a Western All-Star eight times, Danny won the Schenley Most Outstanding Defensive Player in 1989. Bass played in three Grey Cups (1986, '87, '90) and was on Edmonton's 1987 championship team. Danny's name was enshrined on the Wall of Honour in 1992 and he entered the Canadian Football Hall of Fame in 2000.



DON GETTY | 1992

An intelligent, versatile player, Getty played ten seasons as quarterback for the team (1955-65). Getty quarterbacked the University of Western Ontario to the Eastern Collegiate Union Championship in 1954 and '55. Getty joined Edmonton in 1955 and helped lead them to Grey Cup wins in 1955 and '56. In 1959, Getty was named Outstanding Canadian in the Western Canada Football League and was runner up for the Schenley Award as the CFL's Outstanding Player. Following his playing career, Getty entered politics in 1967 as a member of Alberta's Legislative Assembly. In 1985, he was elected leader of the Alberta Progressive Conservatives and led the party to election. Getty served as Alberta's premier from 1985-1992.



OSCAR KRUGER | 1992

An Edmonton native, Oscar played one season of junior football with the Edmonton Wildcats in 1953 before making the jump to Edmonton's CFL team in 1954. He played 12 seasons at safety and ended his career with 46 interceptions and 16 fumble recoveries. A former provincial boxing champion, Oscar earned a law degree from the University of Alberta while playing for Edmonton. A four-time West Division All-Star in 1957, '58, '61 and '62, Kruger was named the team's Top Canadian in 1963. He retired in 1965. Oscar's name was added to the Wall of Honour in 1992.



TOM SCOTT | 1993

Scott entered the CFL with Winnipeg and was named the CFL's Most Outstanding Rookie in 1973. He was traded to Edmonton in 1978 and would spend six productive seasons at slotback with the Green and Gold. Scott played a key role in the five-in-a-row dynasty teams. He finished his career with 649 receptions for 10,320 yards and 88 touchdowns. He was an All-Canadian in 1977, 1978, 1980, 1982 and 1983 and the West Division's Most Outstanding Player in 1982. Scott was inducted into the Canadian Football Hall of Fame in 1998.



LARRY HIGHBAUGH | 1996

Highbaugh had the numbers to back up the talk during his 13-year CFL career. Highbaugh came to Edmonton in '72 and would stay until his retirement in 1983. A four-time Western All-Star and a three-time CFL All-Star, he played in nine Grey Cups, winning six. His 2,190 yards on punt returns includes Edmonton's all-time longest return of 116 yards against Winnipeg in 1975. Highbaugh's 4,189 yards on kick-off returns includes the club's all-time longest return of 118 yards and the second longest of 109 and he's the only player in club history with three kick-off returns for touchdowns. He also caught 80 passes for 1,364 yards and 14 TDs. Highbaugh was inducted into the CFL Hall of Fame in 2004.



JOE HEALY | 2001 (contributor)

A business leader and community-minded Edmontonian with a passion for sports, Healy served many years as an EE board member and a tenure as team president. In 1950 Healy's family established Healy Motors, which became Healy Ford in 1955 where he worked for more than 40 years until selling the company in 1996.



JIM HOLE | 2001 (contributor)

A lifelong resident of Edmonton, Hole served as president of the EE Football Club in 1973 and 1974, during which time the Green and Gold made back-to-back Grey Cup appearances. Hole was a graduate of the University of Alberta where he played both hockey and football for the Golden Bears. His love of sport, transitioned into his professional career where he also served as President of the Canadian Football League, Chairman of the Edmonton Oilers and was a member of the NHL Board of Governors.



WARREN MOON | 2001

Moon spent his entire CFL career with Edmonton, from 1978 to 1983, appearing in six consecutive Grey Cup games and winning five in a row from 1978 to 1982. In his final CFL season, Moon won the Schenley Award and was named both a CFL All-Star and Western All-Star. He led the CFL in 1983 with 380 completions of 664 attempts for 5,648 yards and 31 touchdowns. The Los Angeles native starred at the University of Washington and was the 1978 Rose Bowl MVP. Moon would go on to great success in the NFL with Houston, Minnesota, Seattle and Kansas City and he retired in 2000 as the most prolific passer in pro football history. Moon was elected to the Canadian Football Hall of Fame in 2001.



HENRY "GIZMO" WILLIAMS | 2002

The greatest kick returner in CFL history, Henry "Gizmo" Williams played 14 seasons with Green and Gold, leaving behind a legacy of records that will likely never be broken. He is the all-time leader for most punt-return yards and touchdowns in a career, season, and game. He is also the CFL's all-time leader in kickoff return yards with 7,354. Williams worked tirelessly in the community throughout his career and in 1999 was honoured with the team's Community Services Award. He was inducted into the CFL Hall of Fame in 2006.



WILLIE PLESS | 2004

One of Edmonton's most outstanding defensive players, Pless was a punishing force at linebacker for eight seasons and 142 games with the club. Beginning his career with Toronto in 1986, Pless was an 11-time CFL All-Star and earned an unprecedented five CFL Most Outstanding Defensive Player awards. Pless became the 23rd player added to the Wall of Honour in 2004 and was inducted into the CFL Hall of Fame in 2005. He remains the CFL leader in tackles with 1,241 and playoff tackles with 88.



ROD CONNOP | 2005

Arguably one of the CFL's most durable and hard-nosed players, Connop enjoyed a 16-year career, playing in six Grey Cups and winning three times ('82, '87, '93). He was an eight-time Western All-Star (once as a North Division selection) and a six-time CFL All-Star. He was named the Most Outstanding Offensive Lineman in the West Division in 1989. Connop put together a string of 210 consecutive games beginning in 1983 and ending with his retirement after the 1997 season. Rod remains the all-time team leader in games played with 274. He was inducted into the CFL Hall of Fame in 2005.




WES MONTGOMERY | 2005 (contributor)

A popular Edmonton radio personality for more than 40 years, Montgomery was the long-time host of the Green and Gold's annual dinner and the CFL Coach of the Year event which was held in Edmonton for 41 years. Montgomery's voice was heard by countless Green and Gold fans as he served as both the in-stadium PA announcer and provided play-by-play on EE radio broadcasts for a three-year stint in the early 1990s.



CHRIS MORRIS | 2008

A first-round draft pick (8th overall) by Edmonton in the 1992 CFL Draft, Morris starred at the University of Toronto. He cracked the veteran laden line-up and was in the starting line-up for the opening game of the '92 season. He would keep that job for the next 14 years, playing a key role in Edmonton's Grey Cup titles in 1993, 2003 and 2005.



RON ESTAY | 2010

A six-time Grey Cup champion, Estay was one of the club's greatest defensive players. Known as "Swampdog", the Louisiana State product got his start in the CFL with BC in 1972 and was traded to Edmonton mid-way through the following season. He was instrumental in helping the Green and Gold to an appearance in the 1973 Grey Cup against Ottawa, the first of nine Grey Cups that Estay would play in. The Raceland, LA, native would become a mainstay on Edmonton's famed "Alberta Crude" defence that was so dominant through the 1970's and early 80's. In 1974, Estay tied a CFL record with five sacks in a game. He was inducted into the Canadian Football Hall of Fame in 2003.



LARRY WRUCK | 2011

Wruck played 12 seasons (1985-1996) with the Green and Gold and is sixth on the team's all-time list in regular season games played with 213 and second on the club's all-time list with 646 defensive tackles. Over his career, Wruck won two Grey Cups (1987 and 1993), was Edmonton's nominee for Most Outstanding Canadian five times, and was twice the runner-up for the CFL's Most Outstanding Canadian.



SEAN FLEMING | 2011

The team's first pick in the 1992 CFL Draft, Fleming played soccer and baseball growing up in Burnaby, B.C., before finding his way onto the football field in high school. At the University of Wyoming, Fleming set numerous career and season records and was inducted into the school's Hall of Fame. Over 16 seasons (1992-2007) in the CFL with the EE, Fleming won three Grey Cups (1993, 2003, 2005) and was named the Grey Cup's Most Outstanding Canadian in 1993. He is the club's all-time scoring leader (2571) and second for games played (268). After retirement, Fleming remained an active member of the Edmonton community, raising over 1.5 million dollars for diabetes research through his annual golf tournament.



BOB TURNER | 2011 (contributor)

Turner served as chairman and director of the EE Football Club, as well as director and security of three Grey Cups. He was also director of the Edmonton Space and Science Foundation, vice-chair of the Alberta Heritage Foundation for Science and Engineering Research (Alberta Ingenuity), and board advisor to the Edmonton Economics Development Corporation.



HECTOR POTHIER | 2014

Pothier played his entire 12-year Canadian Football League career with Edmonton between 1978 and 1989 as an offensive lineman. He was named a CFL All Star in 1981 and a Western Division All Star in 1981, 1987, 1988 and 1989. Pothier won six Grey Cup championships with the Green and Gold, including five-in-a-row between 1978 and 1982 and again in 1987. In 1988, he was awarded the league's Tom Pate Memorial Award for his outstanding service in the community. Currently, he serves as secretary for the Alumni Association and is a former president. Born in St. Catherine's, Ont., Pothier retired with the Green and Gold and has resided in Edmonton since. He is a principal in the Edmonton Public School system.



BILL STEVENSON | 2014

Stevenson played 14 seasons for Edmonton between 1975 and 1988. He began his career on the defensive line as a member of the formidable front four known as the "Alberta Crude" and later switched to the offensive line where he would spend most of his career. A three-time Western Division All Star (1978, 1979, 1981) and a two-time CFL All Star (1978, 1981), he won a record seven Grey Cup championships with the Green and Gold in 1975, 1978-82 and 1987.



RICKY RAY | 2019

Ray played 16 seasons in the CFL with Edmonton (2002-12) and Toronto (2012-18). He is one of only four quarterbacks in CFL history to throw for over 60,000 yards and is the all-time passing leader in Edmonton (40,531 yards) and Toronto (20,205 yards). He led the league in passing yards four times, in completions five times and in touchdown passes once. Ray finished fourth all-time in passing yards (60,736), fifth in passing touchdowns (324), and ranks first in completion percentage (68.2). Ray holds the record for Grey Cup wins as a starting quarterback with four. He was named MVP of the 2005 Grey Cup and is second all-time with 1,512 passing yards in Grey Cup games. Ray was elected in the CFL Hall of Fame in 2022.



JIM GERMANY | 2022

Germany rumbled to 5,730 career rushing yards during his eight-year CFL career – all with the Green and Gold. Germany's name dots the EE record book, including his franchise record 18 rushing touchdowns during the 1981 season. A product of New Mexico State, Germany authored three 1,000-yard seasons during his standout career (1977, 1979, 1980). His legendary status with the club was cemented during the 1982 season. After suffering a leg injury in pre-season, Germany returned to the lineup with the EE sitting with a record of 3-5. He would help power 10 consecutive victories as the team's leading rusher that season (480 yards and 7 TDs), helping the EE claim a remarkable fifth consecutive Grey Cup.



JOE HOLLIMON | 2022

A dynamic member of the five-in-a-row Grey Cup championship teams, Joe Hollimon was a spark for the EE on both defence and special teams. The Arkansas native holds three franchise records, most notably the most interception returns for a touchdown (7). A three-time Western all-star and 1978 CFL All-Star, Hollimon played 136 career games with the Green and Gold, finishing his career with 36 career interceptions. Nine of those interceptions came in 1982 when Hollimon and the Double E rallied from a 3-5 start to the regular season to emerge as Grey Cup champions in the 70th edition of the big game.



ED JONES | 2022

A key part of Edmonton's run to five consecutive Grey Cups from 1978 to 1982, Jones was a three-time CFL All-Star during his eight seasons in Green and Gold between 1976 and 1983. A ninth-round draft pick of the Dallas Cowboys in 1975, Jones made his NFL debut later that year with the Buffalo Bills. Jones played 12 games for the Bills in 1975, registering three interceptions. He began his CFL career with the Double E in 1976, evolving into one of the best defenders in the CFL. His seminal game in Green and Gold came September 7, 1980, when he recorded three interceptions, including two for touchdowns against the Hamilton Tiger-Cats. Both feats are tied for first in the EE record book.



TERRY VAUGHN | 2023

One of the best receivers in Edmonton football history, Terry Vaughn spent six seasons in Green and Gold between 1999 and 2004. Among the greatest receivers in CFL history, Vaughn was a 1,000-yard receiver in all six of his seasons with the Double E. He holds or shares four franchise receiving records: most 1,000-yard receiving seasons (6), most consecutive 1,000-yard seasons (6), most receptions in a season (106), and most receiving yards in a game (275). The Arizona product was a five-time CFL West All-Star during his stay in Edmonton, including during Edmonton's run to the 2003 Grey Cup. Five years after completing his CFL career in 2006, Vaughn was inducted into the Canadian Football Hall of Fame in 2011.

EDMONTON ELKS IN THE HALL OF FAME

NAME		YEAR
Ricky Ray	Player	2022
Don Wilson	Player	2021
Hank Ilesic	Player	2018
Derrell "Mookie" Mitchell	Player	2016
Leroy Blugh	Player	2015
Neil Lumsden	Player	2014
Bryan Fryer	Player	2013
Damon Allen	Player	2012
Don Matthews	Builder	2011
Gino Fracas	Builder	2011
Terry Vaughn	Player	2011
Danny McManus	Player	2011
Joe Montford	Player	2011
Elfrid Payton	Player	2010
Tracy Ham	Player	2010
Rudolph "Rudy" Phillips	Player	2009
Mike Pringle	Player	2008
Darren Flutie	Player	2007
Pierre Vercheval	Player	2007
Henry "Gizmo" Williams	Player	2006
Matt Dunigan	Player	2006
Rod Connop	Player	2005
Willie Pless	Player	2005
Larry Highbaugh	Player	2004
Cal Murphy	Builder	2004
Dan Yochum	Player	2004
Ron Estay	Player	2003

NAME		YEAR
George McGowan	Player	2003
Warren Moon	Player	2001
James Parker	Player	2001
Danny Bass	Player	2000
Hugh Campbell	Builder	2000
Tom Scott	Player	1998
Dave Cutler	Player	1998
Dan Kepley	Player	1996
Brian Kelly	Player	1991
Norm Kimball	Builder	1991
Dave Fennell	Player	1990
Eagle Keys	Builder	1990
Tom Wilkinson	Player	1987
Roger Nelson	Player	1985
Bill Zock	Player	1984
Frank Morris	Player	1983
Eric Wilwyn (Eck) Duggan	Player	1981
Rollie Miles	Player	1980
Tommy Joe Coffey	Player	1977
Annis Stukus	Builder	1974
M.I. (Moe) Lieberman	Builder	1973
Jackie Parker	Player	1971
Johnny Bright	Player	1970
Ken Montgomery	Builder	1970
Normie Kwong	Player	1969
Joseph B. Ryan	Builder	1968





EDMONTON ELKS

ALL-TIME CFL ALL-STARS SELECTIONS

2022
 Jake Ceresna -- DT
2019
 Almondo Sewell -- DT
2018
 D'haquille Williams -- R
2017
 Mike Reilly -- QB
 Matt O'Donnell -- G
 Brandon Zylstra -- R
 Almondo Sewell -- DT
 Kenny Ladler - LB
2016
 Adarius Bowman -- R
 Almondo Sewell -- DT
 Derel Walker -- R
2015
 Adarius Bowman -- R
 Aaron Grymes -- DB
 John Ojo -- CB
 Almondo Sewell -- DT
 Derel Walker -- R
2014
 Adarius Bowman -- R
 Dexter McCoil -- LB
 Simeon Rottier -- G
 Almondo Sewell -- DT
 Patrick Watkins -- CB
 John White -- RB
 Odell Willis -- DE
2013
 Almondo Sewell -- DT
 Fred Stamps -- R
2012
 Joe Burnett -- CB
 J.C. Sherritt -- LB
 Fred Stamps -- R
2011
 Jerome Messam -- RB
 Fred Stamps -- R
2010
 Chris Thompson -- DB
2009
 Fred Stamps -- WR
2008
 Jason Goss -- DB
2006
 Ricky Ray -- QB
 Jason Tucker -- SB
2005
 Jason Tucker -- SB
2004
 Sean Fleming -- K
 Malcolm Frank -- DB
 Jason Tucker -- WR
2003
 Bruce Beaton -- T
 Donny Brady -- DB
 Ed Hervey -- WR
 Mike Pringle -- RB

2002
 John Avery -- RB
 Sean Fleming -- K
 Elfrid Payton -- DE
 Jason Tucker -- WR
 Terry Vaughn -- SB
2001
 Bruce Beaton - T
 Ed Hervey - SB
 Terry Ray - LB
 Terry Vaughn - SB
2000
 Bruce Beaton -- T
 Terry Ray - LB
1999
 Leo Groenewegen - G
1998
 Willie Pless -- LB
1997
 Darren Flutie - SB
 Willie Pless - LB
 Kavis Reed - CB
 Glenn Rogers - DHB
1996
 Eddie Brown -- WR
 Trent Brown -- S
 Darren Flutie -- SB
 Bennie Goods -- DT
 Leo Groenewegen -- OG
 Malvin Hunter -- DE
 Willie Pless -- LB
 Glenn Rogers -- DHB
1995
 Bennie Goods -- DT
 Willie Pless -- LB
 Glenn Rogers, Jr. -- DHB
1994
 Bennie Goods -- DT
 Robert Holland -- DHB
 Willie Pless -- LB
 Henry Williams -- ST
1993
 Rod Connop -- C
 Willie Pless -- LB
 Henry Williams -- ST
 Don Wilson -- DHB
1992
 Rod Connop -- C
 Blake Marshall -- FB
 Willie Pless -- LB
 Jim Sandusky -- WR
 Pierre Vercheval -- OG
 Henry Williams -- ST
1991
 Rod Connop -- C
 Blake Marshall -- FB
 Willie Pless -- LB
 Brett Williams -- DT
 Henry Williams -- ST
1990
 Danny Bass -- LB
 Rod Connop -- C

1979
 Gregg Butler -- DHB
 Dave Fennell -- DT
 Hank Ilesic -- P
 Ed Jones -- DHB
 Brian Kelly -- WR
 Dan Kepley -- LB
 Waddell Smith -- WR
 Tom Wilkinson -- QB
 Mike Wilson -- OT
1978
 Greg Butler -- DHB
 Dave Cutler -- K
 Dave Fennell -- DT
 Don Wilson -- DHB
1988
 Danny Bass -- LB
 Stanley Blair -- CB
 Brett Williams -- DT
1987
 Rod Connop -- C
 Brian Kelly -- WR
 Henry Williams -- ST
1986
 Danny Bass -- LB
 Leo Blanchard -- OG
 Rudy Phillips -- OT
1985
 Matt Dunigan -- QB
1984
 Laurent DesLauriers -- S
 Stewart Hill -- LB
 Brian Kelly -- WR
1983
 Leo Blanchard -- OG
 Brian Kelly -- WR
 Warren Moon -- QB
 Tom Scott -- SB
1982
 Tom Scott -- SB
 James Parker -- LB
1981
 David Boone -- DE
 Dave Fennell -- DT
 Jim Germany -- RB
 Hank Ilesic -- P
 Ed Jones -- DHB
 Brian Kelly -- WR
 Dan Kepley -- LB
 James Parker -- LB
1980
 David Boone -- DE
 Dave Fennell -- DT
 Jim Germany -- RB
 Hank Ilesic -- P
 Ed Jones -- DHB
 Brian Kelly -- WR
 Dan Kepley -- LB
 Waddell Smith -- WR
 Bill Stevenson -- G
 Tom Towns -- LB
 Eric Upton -- G
 Tom Wilkinson -- QB
 Mike Wilson -- OT
1979
 David Boone -- DE
 Greg Butler -- DHB
 Dave Fennell -- DT
 Jim Germany -- RB
 Hank Ilesic -- P
 Ed Jones -- DHB
 Brian Kelly -- WR
 Dan Kepley -- LB
 James Parker -- LB
 Tom Towns -- LB
 Eric Upton -- G
 Tom Wilkinson -- QB
 Mike Wilson -- OT
1978
 Greg Butler -- DHB
 Dave Fennell -- DT
 Jim Germany -- RB
 Hank Ilesic -- P
 Ed Jones -- DHB
 Brian Kelly -- WR
 Dan Kepley -- LB
 James Parker -- LB
 Tom Towns -- LB
 Eric Upton -- G
 Tom Wilkinson -- QB
 Mike Wilson -- OT
1977
 Dave Cutler -- K
 Ron Estay -- DE
 Dave Fennell -- DT
 Larry Highbaugh -- CB
 Dan Kepley -- LB
 Pete Lavorato -- S
1976
 George McGowan -- WR
1975
 Willie Martin -- OG
 George McGowan -- WR
 Charlie Turner -- OT
1974
 Roy Bell -- RB
 Larry Highbaugh -- CB
 Charlie Turner -- OT
 Larry Watkins -- OT
 Tom Wilkinson -- QB
1973
 Roy Bell -- RB
 Larry Highbaugh -- CB
 George McGowan -- WR
 Charlie Turner -- OT
1972
 Dave Gasser -- LB
1971
 Dick Dupuis -- DHB
1970
 Greg Pipes -- DT
 John Wydareny -- DB
1969
 John LaGrone -- DT
 John Wydareny -- DB
1968
 John LaGrone -- DT
1967
 E.A. Sims -- DE
 Jim Thomas -- RB

1966
 Tommy Joe Coffey -- WR
 Jim Thomas -- RB
 E.A. Sims -- DE
1965
 Tommy Joe Coffey -- WR
1964
 Tommy Joe Coffey -- WR
1962
 Tommy Joe Coffey -- WR

2022
 Jake Ceresna -- DT
 Kenny Lawler -- R
2019
 Greg Ellingson -- R
 Matt O'Donnell -- OG
 Almondo Sewell -- DT
 Mike Moore -- DT
 Larry Dean -- LB
2018
 D'haquille Williams -- R
 Derel Walker - R
2017
 Mike Reilly -- QB
 Matt O'Donnell -- G
 Brandon Zylstra -- R
 Almondo Sewell -- DT
 Kenny Ladler - LB
2016
 Adarius Bowman - R
 Almondo Sewell - DT
 Justin Sorensen - C
 Derel Walker - R
2015
 Adarius Bowman - R
 D'Anthony Batiste - OL
 Aaron Grymes - DB
 Dexter McCoil - LB
 John Ojo - CB
 Almondo Sewell - DT
 Derel Walker - R
2014
 Adarius Bowman - R
 Deon Lacey - ST
 Patrick Watkins - CB
 Dexter McCoil - LB
 Mike Reilly - QB
 Simeon Rottier - G
 Almondo Sewell - DT
 Patrick Watkins - CB
 John White - RB
 Odell Willis - DE
2013
 Almondo Sewell -- DT
 Fred Stamps - R
2012
 Donovan Alexander - S
 Joe Burnett - CB
 Ted Laurent - DT
 Almondo Sewell - DT
 J.C. Sherritt - LB
 Fred Stamps - R
2011
 Rod Davis - LB
 Marcus Howard - DE
 Jerome Messam - RB
 Fred Stamps - R
 Rod Williams - CB

2010
 Fred Stamps - WR
 Chris Thompson - DB
2009
 Calvin Armstrong - T
 Dario Romero - DL
 Fred Stamps - WR
2008
 Jason Goss - DB
 Patrick Kabongo - G
 Kamau Peterson - WR
 Dario Romero - DL
2006
 Don Comiskey - G
 Jason Tucker - SB
 Ricky Ray - QB
2005
 Donny Brady - DB
 Malcolm Frank - DB
 Jason Tucker - WR
2003
 Bruce Beaton - T
 Donny Brady - DHB
 Don Comiskey - G
 Sean Fleming - P
 Shannon Garrett - DHB
 Ed Hervey - WR
 Mike Pringle - RB
 Terry Vaughn - SB
2002
 John Avery - RB
 Bruce Beaton - T
 Sean Fleming - K/P
 Elfrid Payton - DE
 Jason Tucker - WR
 Terry Vaughn - SB
2001
 Bruce Beaton - T
 Sean Fleming - K/P
 Shannon Garrett - DHB
 Ed Hervey - WR
 Jason Maas - QB
 Doug Petersen - DT
 Terry Ray - LB
 Terry Vaughn - SB
2000
 Bruce Beaton - T
 Willie Pless - LB
 Leo Groenewegen - C
 Terry Ray - LB
 Ralph Staten - DHB
 Terry Vaughn - SB
1999
 Leo Groenewegen - G
 Doug Petersen - DT
 Terry Ray - LB

Val St. Germain - G
Terry Vaughn - SB
1998
 Bruce Beaton - G
 Leroy Blugh - DE
 Malvin Hunter - DE
 Willie Pless - LB
1997
 Trent Brown - S
 Darren Flutie - SB
 Bennie Goods - DT
 Leo Groenewegen - G
 Malvin Hunter - DE
 Willie Pless - LB
 Thomas Rayam - OT
 Kavis Reed - CB
 Glenn Rogers - DHB
 Henry Williams - ST
1996
 Leroy Blugh - DE
 Eddie Brown - WR
 Trent Brown - S
 Rod Connop - C
 Darren Flutie - SB
 Bennie Goods - DT
 Leo Groenewegen - G
 Malvin Hunter - DE
 Willie Pless - LB
 Glenn Rogers - DHB
1995
 Rod Connop - C
 Bennie Goods - DT
 Willie Pless - LB
 Don Wilson - DHB
 Michael Soles - FB
1994
 Blake Dermott - OT
 Stanley Blair - CB
 Robert Holland - DHB
 Willie Pless - LB
 Henry Williams - ST
1993
 Rod Connop - C
 Bennie Goods - DE
 Glenn Harper - P
 Willie Pless - LB
 Glenn Rogers Jr. - DHB
 Henry Williams - ST
 Don Wilson - DHB
1992
 Rod Connop - C
 Blake Marshall - FB
 Willie Pless - LB
 Jim Sandusky - WR
 Pierre Vercheval - G
 Henry Williams - ST
1991
 Rod Connop - C
 Enis Jackson - DHB

HISTORY

HISTORY



ALL-TIME WESTERN/NORTHERN ALL-STAR SELECTIONS CON'T

Dave Fennell - DE
 Joe Hollimon - DHB
 Hank Ilesic - P
 Ed Jones - DHB
 Dan Kepley - MLB
 Tom Scott - SB
 Bill Stevenson - G
 Tom Towns - LB
 Tom Wilkinson - QB
 1977
 David Boone - DE
 Dave Cutler - K
 Ron Estay - DE
 Dave Fennell - DT
 Larry Highbaugh - DHB
 Dan Kepley - MLB
 Pete Lavorato - DHB
 Charlie Turner - OT
 1976
 Joe Hollimon - DHB
 George McGowan - WR
 1975
 Larry Highbaugh - DHB
 Willie Martin - G
 George McGowan - WR
 Charlie Turner - OT
 Tyrone Walls - TE
 1974
 Roy Bell - RB
 Larry Highbaugh - DHB
 Charlie Turner - OT
 Tyrone Walls - TE
 Larry Watkins - OT
 Tom Wilkinson - QB
 1973
 Roy Bell - RB
 Sam Britts - LB
 Ron Estay - DE
 Larry Highbaugh - DHB
 Bob Howes - C
 John LaGrone - DT
 George McGowan - WR
 Charlie Turner - OT
 1972
 Dick Dupuis - DHB
 Dave Gasser - LB
 John LaGrone - DT
 Charlie Turner - OT
 Tyrone Walls - TE
 Larry Watkins - G
 1971
 Dick Dupuis - DHB
 Dave Gasser - LB
 John LaGrone - DT
 1970
 Mike Eben - F
 Ron Forwick - DE
 Dave Gasser - LB
 Joe Hernandez - DHB
 Greg Pipes - DT
 John Wydareny - DHB

1969
 John LaGrone - DT
 John Wydareny - DHB
 1968
 John LaGrone - DT
 1967
 Joe Hernandez - DHB
 John LaGrone - DT
 Jim Thomas - RB
 John Wydareny - DHB
 1966
 Bill Redell - DHB
 E.A. Sims - DE
 Jim Thomas - RB
 1965
 Tommy Joe Coffey - OE
 E.A. Sims - DE
 Jim Thomas - RB
 1964
 Tommy Joe Coffey - OE
 1962
 Tommy Joe Coffey - OE
 Oscar Kruger - DHB
 1961
 Johnny Bright - FB
 Mike Kmech - G
 Oscar Kruger - DHB
 Jackie Parker - QB
 1960
 Johnny Bright - FB
 Ed Gray - DE
 Roger Nelson - OT
 Jackie Parker - QB
 Bill Smith - DHB
 1959
 Johnny Bright - FB
 Al Ecuyer - MLB
 Ed Gray - DE
 Rollie Miles - LB
 Roger Nelson - OT
 Jackie Parker - OHB
 Art Walker - DT
 1958
 Johnny Bright - FB
 Oscar Kruger - S
 Rollie Miles - LB
 Roger Nelson - OT
 Jackie Parker - QB
 Ted Tully - LB
 Art Walker - DE
 1957
 Frank Anderson - DE
 Johnny Bright - FB
 Oscar Kruger - S
 Roger Nelson - OT
 Jackie Parker - OHB
 Ted Tully - LB
 Art Walker - MG
 1956
 Frank Anderson - DE
 Normie Kwong - FB
 Earl Lindley - LB

Rollie Miles - DHB
 Jackie Parker - QB
 Ted Tully - LB
 1955
 Frank Anderson - DT
 Rupe Andrews - S
 Kurt Burris - LB/C
 Normie Kwong - FB
 Dale Meinert - OT/DT
 Rollie Miles - DHB
 Jackie Parker - QB
 Ted Tully - LB
 Art Walker - G
 1954
 Frank Anderson - DE
 Eagle Keys - C
 Rollie Miles - OHB/DHB
 Jackie Parker - OHB
 1953
 Frank Anderson - DE
 Claude Arnold - QB
 Eagle Keys - C
 Oscar Kruger - OHB
 Leon Manley - OT
 Rollie Miles - OHB
 Jim Quandamatteo - G
 Billy Vessels - OHB
 Ray Willsey - DHB
 1952
 Joe Aguirre - E
 Claude Arnold - QB
 Mario DeMarco - G
 Frank Filchock - QB
 Eagle Keys - C
 Normie Kwong - OHB
 Rollie Miles - HB
 Rollin Prather - OE
 1951
 Mario DeMarco - G
 Mike King - FB
 Normie Kwong - OHB
 Rollie Miles - HB
 Bob Paffrath - FW
 Rollin Prather - OE
 Jim Quandamatteo - G
 Chuck Quilter - T
 1950
 Morris Bailey - E
 Lindy Berry - QB
 Don Durno - T
 Mike King - FB
 Bob Paffrath - HB
 Rollin Prather - OE
 Jim Quandamatteo - G
 1949
 Chuck Fenenboch - HB
 1939
 Gordon Gelhaye - T
 Russ Wile - OG
 1938
 Eddie O'Brien - E

DAVID BOONE AWARD

THE DAVID BOONE AWARD WAS CREATED IN 2005 IN MEMORY OF THE LEGENDARY ELKS DEFENSIVE LINE-MAN, THREE-TIME WEST DIVISION ALL-STAR AND CFL ALL-STAR WHO SPENT COUNTLESS HOURS HELPING THE LESS FORTUNATE. THE HONOUR IS AWARDED ANNUALLY TO THE ELKS' PLAYER WHO BEST DISPLAYS THE CHARACTERISTICS ON THE FIELD AND IN THE COMMUNITY THAT BOONE STOOD FOR.

2005	Jason Maas
2006	Ed Hervey
2007	Dan Comiskey
2008	Patrick Kabongo
2009	Patrick Kabongo
2010	Graeme Bell
2011	Aaron Fiacconi
2012	Mathieu Bertrand
2013	Grant Shaw
2014	Calvin McCarty
2015	Ryan King
2016	Grant Shaw
2017	Adarius Bowman
2018	Ryan King
2019	Matt O'Donnell
2021	Matt O'Donnell
2022	Manny Arceneaux
2023	Eugene Lewis



EDMONTON ELKS

ALL TIME DRAFT

YEAR	ROUND	OVERALL	NAME	SCHOOL	POSITION
1956	1	9	WAUGH, BOBBY	TORONTO	OL
1956	2	18	FORD, EARL	TORONTO	OL
1956	3	27	GEARD, FRANK	QUEEN'S	HB
1956	4	34	MARTIN, PETE	MCMASTER	OL
1957	1	9	MCINTYRE, DAVID	TORONTO	OL
1957	2	14	MALK, PETER	TORONTO	HB
1957	2	18	DESIMONE, LIVIO	MCGILL	OL
1957	3	26	COPLAND, PETER	TORONTO	OL
1957	3	32	WONG, AL	TORONTO	HB
1958	1	9	TATTLE, JOHN	TORONTO	HB
1958	2	18	MILLER, BILL	TORONTO	OL
1958	3	24	JOHNSTON, RAY	WESTERN ONTARIO	OL
1958	4	29	HALVERSON, BILL	QUEEN'S	OL
1959	1	7	PORTER, JULIAN	TORONTO	OL
1959	2	16	DESLISLE, RON	QUEEN'S	OL
1959	3	21	ASTON, BRIAN	TORONTO	QB
1961	2	6	BARRIE, WALLIE	MCGILL	LB
1963	1	3	HOWLETT, PETE	LOYOLA	FB
1963	2	11	ENDLEY, FRED	QUEEN'S	LB
1963	3	20	KOSTIN, MIKE	LOYOLA	QB
1963	4	29	SMITH, GARY	ALBERTA	QB
1963	5	38	MILLIKEN, JOHN	BISHOP'S	QB
1963	6	44	MARTINIUK, ED	ALBERTA	OL
1963	7	50	BOLLAN, MAYNARD	ALBERTA	OL
1964	1	1	MITCHELSON, BARRY	WESTERN ONTARIO	REC
1964	2	10	THOMSON, TOM	UBC	WR
1964	3	19	FISHER, JIM	TORONTO	OL
1964	4	28	BUDDS, RAY	CARLETON	OL
1964	5	37	VAN VLIET, MAURY	ALBERTA	REC
1964	6	43	CICOTTE, BERNIE	OTTAWA	HB
1964	7	48	PUCHNIAK, JOHN	MANITOBA	HB
1964	8	52	GOWA, BILL	ALBERTA	REC
1965	2	12	STERNBERG, GERRY	TORONTO	HB
1965	3	20	ST. GEORGE, PAUL	LOYOLA	FB
1965	4	29	GREENWOOD, JIM	QUEEN'S	OL
1965	5	38	HEINBACKER, BILL	WATERLOO LUTHERAN	LB
1965	6	46	MCLAUGHLIN, CHARLES	UBC	DL
1966	1	1	TUREK, ED	WATERLOO LUTHERAN	HB
1966	2	10	BENNETT, BOB	ALBERTA	OL
1966	3	19	FROESE, ART	WESTERN ONTARIO	HB
1966	4	28	SEYMOUR, GARRY	REGINA	DE
1967	1	5	CAMPBELL, ROBERT	ALBERTA	HB
1967	3	23	MATHER, GIL	ALBERTA	HB
1968	1	4	PLANCKE, LARRY	QUEEN'S	WR
1968	2	13	DERSCH, DOUG	CALGARY	DE
1968	3	22	REINSON, JIM	CALGARY	OL
1968	4	31	LOBAY, GENE	ALBERTA	OL

YEAR	ROUND	OVERALL	NAME	SCHOOL	POSITION
1969	1	4	CUTLER, DAVE	SIMON FRASER	LB
1969	2	13	MINER, NORM	CALGARY	DE
1969	3	22	DAUBNER, LUDWIG	ALBERTA	HB
1969	5	40	CRAIG, THERON	QUEEN'S	LB
1970	1	3	TIMUSK, EVALD	WATERLOO LUTHERAN	OL
1970	2	12	HENSHALL, JIM	WESTERN ONTARIO	DB
1970	3	21	HENDERSHOT, PAUL	WATERLOO LUTHERAN	DB
1970	4	30	LINDROS, CARL	WESTERN ONTARIO	REC
1970	5	39	MCINTYRE, DON	QUEEN'S	REC
1970	6	47	PROMOLI, FRED	GUELPH	REC
1970	7	55	HAWKES, CHRIS	SIMON FRASER	QB
1970	8	64	MCGREGOR, BOB	WATERLOO LUTHERAN	FB
1971	1	4	SMITH, MEL	ALBERTA	REC
1971	1	8	INNES, CAM	QUEEN'S	OL
1971	2	13	LETT, PAT	GUELPH	OL
1971	3	22	WOLKOWSKI, GENE	GUELPH	REC
1971	4	31	FLYNN, DICK	NEW BRUNSWICK	OL
1971	5	40	TALLAS, DON	ALBERTA	DB
1971	6	49	ROWE, BOB	CALGARY	LB
1971	7	58	BUCHAN, JACK	TORONTO	REC
1972	1	2	LAMBROSE, MIKE	QUEEN'S	LB
1972	3	20	COLWILL, GLEN	SIMON FRASER	RB
1972	4	29	BEECHEY, ROY	ALBERTA	WR
1972	5	38	ST. GEORGE, BARRY	OTTAWA	WR
1972	6	46	SYME, DAVE	SIMON FRASER	QB
1972	7	55	COUPLAND, BUD	CALGARY	WR
1972	8	63	SIMPSON, JERRY	DALHOUSIE	DB
1973	1	25	MCGILLIS, DAVE	CALGARY	HB
1973	1	27	ALLISON, WAYNE	WATERLOO LUTHERAN	QB
1973	3	40	SHERWOOD, BILL	OTTAWA	OL
1973	4	49	BLACKER, GERRY	WATERLOO LUTHERAN	RB
1973	5	58	SYRATUIK, DAN	MCMASTER	OL
1973	6	66	DUFFY, GARY	LA CROSSE STATE	QB
1973	7	74	JONES, BRIAN	ALBERTA	DE
1973	8	82	KEENE, DOUG	EASTERN MICHIGAN	RB
1973	9	89	CAMPBELL, DAVE	QUEEN'S	DB
1973	TE	6	WOROBEC, JOE	DRAKE	OL
1973	TE	7	ADAM, GARY	ALBERTA	OL
1973	TE	8	MCKAY, RICK	NORTH DAKOTA STATE	LB
1974	2	32	SHEMANCHUK, AL	ALBERTA	DT
1974	3	44	HEILAND, BRIAN	SIMON FRASER	T
1974	4	53	QUIGLEY, PETER	OTTAWA	RB
1974	5	62	ELLERT, RICH	MINOT STATE	WR
1974	6	71	LANG, STUART	QUEEN'S	WR
1974	7	80	FALKEID, NEIL	ALBERTA	OL
1974	8	89	PUGLIESE, TONY	ALBERTA	LB
1974	9	97	WALKER, BLAKE	SASKATCHEWAN	OL
1974	TE	5	FENNELL, DAVE	NORTH DAKOTA	DT
1974	TE	6	STEVENSON, BILL	DRAKE	DT
1975	2	29	MARTIN, JOHN	CARLETON	DE
1975	2	35	GILLIES, BOB	BISHOP'S	OL

TE - Territorial Exemption | SUP - Supplemental

* Western University formerly known as Western Ontario

**Wilfrid Laurier formerly known as Waterloo Lutheran



YEAR	ROUND	OVERALL	NAME	SCHOOL	POSITION
1975	3	44	RUSH, CURT	WESTERN ONTARIO	WR
1975	4	53	LATTER, JOHN	BISHOP'S	OL
1975	5	62	FRASER, BARRIE	SASKATCHEWAN	QB
1975	6	70	KILAND, WARREN	HAWAII	OL
1975	6	71	LUCHKOW, BEN	ALBERTA	DE
1975	7	78	DOYLE, MARTY	CARLETON	OL
1975	7	79	ANDERSON, GREG	QUEEN'S	TE
1975	TE	5	LAVORATO, PETE	UTAH STATE	DB
1975	TE	6	TOWNS, TOM	ALBERTA	LB
1976	1	19	BERRYMAN, TIM	OTTAWA	LB
1976	1	21	MOFFAT, AL	OTTAWA	DT
1976	1	26	KUDABA, TOM	SIMON FRASER	OL
1976	1	27	MACPHERSON, IAN	OTTAWA	DE
1976	2	33	ANDRYJOWICZ, STEVE	TORONTO	RB
1976	2	36	UPTON, ERIC	OTTAWA	OL
1976	3	45	PENNER, DARRELL	QUEEN'S	DB
1976	4	54	SCARBOROUGH, RICK	WESTERN ONTARIO	RB
1976	5	63	ACKLEY, MARK	TORONTO	WR
1976	6	72	KEMP, JIM	SASKATCHEWAN	OL
1976	7	81	NELMS, ROB	CARLETON	DT
1976	TE	4	FRYER, BRIAN	ALBERTA	WR
1976	TE	5	BAUER, WALTER	DRAKE	TE
1977	1	24	CAMERON, BOB	ACADIA	QB
1977	1	25	CHAD, TOM	SASKATCHEWAN	DB
1977	2	33	BRESCACIN, J.P.	NORTH DAKOTA	TE
1977	3	42	BEATON, DAVE	SIMON FRASER	DT
1977	4	51	CLARK, RAY	SIMON FRASER	DB
1977	5	60	SANDRE, LARRY	WINDSOR	WR
1977	6	69	DUNCAN, JAMES	QUEEN'S	RB
1977	7	78	WARBICK, MIKE	WILFRID LAURIER**	WR
1977	8	87	GULLEKSON, DALE	ALBERTA	RB
1977	9	96	ALEXOV, LUBOMIR	TORONTO	DE
1977	TE	5	LYSZKIEWICZ, LEON	ALBERTA	DT
1977	TE	6	SALLOUM, DAVE	ALBERTA	OL
1978	1	26	DUNDAS, RICK	WHITWORTH	LB
1978	2	35	BELLAMY, RICK	WILFRID LAURIER**	OL
1978	3	42	PALMER, GERRY	CARLETON	DB
1978	3	44	WATSON, PAUL	WASHINGTON STATE	K
1978	4	53	HOLE, JIM	ALBERTA	OL
1978	5	62	FOGGO, RICHARD	CALGARY	DB
1978	6	71	COFLIN, MARK	ALBERTA	OL
1978	7	80	ZACHARKO, DAVE	ALBERTA	LB
1978	8	89	MCHARG, WES	ALBERTA	DB
1978	TE	5	POPLAWSKI, JOE	ALBERTA	WR
1978	TE	6	WILLOX, DAVE	ALBERTA	DE
1979	1	27	BROWN, DANIEL	CALGARY	TE
1979	2	36	DAVIES, CHRIS	UBC	TE
1979	3	45	ROBERTS, DAVE	QUEEN'S	LB
1979	4	54	SHIER, BLAIR	BISHOP'S	OL
1979	5	63	SIMPSON, GARY	CARLETON	DB
1979	6	72	COLAK, BOB	WINDSOR	LB

YEAR	ROUND	OVERALL	NAME	SCHOOL	POSITION
1979	7	81	SHUGART, PAUL	QUEEN'S	TE
1979	TE	6	CYNCAR, MARCO	ALBERTA	DB
1979	TE	7	O'CONNOR, KERRY	ALBERTA	RB
1980	1	27	FRANCIS, ROSS	QUEEN'S	DE
1980	2	30	DONALDSON, DERRY	TULANE	RB
1980	2	36	KEARNS, DAN	SIMON FRASER	DE
1980	3	45	GATAVECKAS, ED	ACADIA	LB
1980	4	54	BRIDGEMAN, BOB	WINDSOR	DT
1980	5	63	SHERIDAN, FRANCIS	QUEEN'S	OL
1980	6	72	DIPPOLITO, RICHARD	WESTERN ONTARIO	DB
1980	7	80	DIPPOLITO, ANTHONY	MCMASTER	DE
1980	TE	6	TOTH, PAT	ALBERTA	DB
1980	TE	7	GETTY, DALE	WEBER STATE	DB
1981	1	27	LOGAN, ROB	WATERLOO	DE
1981	2	36	REID, MIKE	OTTAWA	OL
1981	3	45	ESSERY, SCOTT	WINDSOR	TE
1981	4	54	LAMMER, RON	ALBERTA	DL
1981	5	63	LAWRENCE, ROBIN	ALBERTA	DB
1981	6	72	WISHARTS, WYATT	CONCORDIA	DT
1981	7	81	MALLENDER, CRAIG	WINDSOR	RB
1981	TE	7	KEHOE, SEAN	ALBERTA	RB
1981	TE	8	BORGER, JOSHUA	CALGARY	WR
1982	1	27	CONNOP, ROD	WILFRID LAURIER**	OL
1982	2	28	DOERING, HARRY	GUELPH	DB
1982	2	36	DEBRUEYS, MARK	WESTERN ONTARIO	TE
1982	3	45	JANIUK, PETER	YORK	OL
1982	4	54	SAUVE, DAVID	HARVARD	DE
1982	5	63	QUARREL, BARRY	WILFRID LAURIER**	DB
1982	6	72	PAULITSCH, RICK	ALBERTA	RB
1982	TE	6	BOLZON, NEREO	ALBERTA	LB
1982	TE	7	ESHENKO, PETER	ALBERTA	WR
1982	TE	8	MARSHALL, GREG	WESTERN ONTARIO	FB
1983	1	13	VANDEN BOS, PETER	UBC	OL
1983	1	18	LAWSON, TONY	MCGILL	DE
1983	2	25	KINNEY, DALE	ST. FRANCIS XAVIER	DE
1983	2	27	MCANDREWS, STEVE	ALBERTA	LB
1983	3	36	MAKOS, RICK	TORONTO	OL
1983	4	45	HALL, STEVE	GUELPH	WR
1983	5	54	PHILIP, JERRY	YORK	DB
1983	6	63	HICKIE, PAUL	SASKATCHEWAN	K
1983	7	72	REINICH, GORD	ALBERTA	WR
1983	8	81	CRAWFORD, JAIMIE	ALBERTA	QB
1983	TE	3	ROBNOTT, BLAKE	ALBERTA	OL
1984	1	15	ROBINSON, MIKE	UTAH STATE	LB
1984	1	16	SKINNER, CHRIS	BISHOP'S	RB
1984	1	17	MANDARICH, JOHN	KENT STATE	OL
1984	2	23	CHAPMAN, KURT	SIMON FRASER	OL
1984	2	24	SHADRACH, DAVID	SIMON FRASER	DB
1984	3	33	GODRY, JOHN	GUELPH	RB
1984	4	42	RUNGE, DAN	GUELPH	TE
1984	5	51	MOHR, LARRY	QUEEN'S	FB



YEAR	ROUND	OVERALL	NAME	SCHOOL	POSITION
1984	6	60	CHISOTTI, GIO	ALBERTA	DB
1984	7	69	CLARK, BRAD	ALBERTA	WR
1984	8	78	TREFTLIN, JEFF	MCMMASTER	DB
1984	TE	3	BOLSTAD, GORDON	ALBERTA	WR
1985	1	5	EMSKY, PETER	WASHINGTON STATE	OL
1985	3	23	HORVATH, MARK	MCMMASTER	DB
1985	3	25	PASSARETTI, RENZO	ST. MARY'S	LB
1985	4	32	GRILLI, CLORINDO	MCMMASTER	RB
1985	5	41	RICHARDS, TOM	ALBERTA	RB
1985	6	50	RIEMER, HAROLD	ALBERTA	OL
1985	7	59	STARKE, BILL	WESTERN ONTARIO	WR
1985	8	68	DONALD, DANA	ALBERTA	DB
1985	9	77	MCLEAN, MIKE	ALBERTA	LB
1986	1	6	COFLIN, JOHN	SIMON FRASER	OL
1986	2	15	VOLPE, JEFF	GUELPH	DB
1986	2	17	SCHMIDT, BLAINE	GUELPH	DE
1986	3	24	MCCORMACK, GREG	SIMON FRASER	DL
1986	4	33	PAULS, MICHAEL	SIMON FRASER	RB
1986	5	42	STEPHAN, ANDREW	ALBERTA	OL
1986	6	51	MOUNZER, DALE	ALBERTA	DL
1986	7	60	BUNDY, STUART	WESTERN KENTUCKY	OL
1986	8	69	TELIDETSKI, GERALD	ALBERTA	LB
1987	1	2	MARSHALL, BLAKE	WESTERN ONTARIO	FB
1987	1	3	STORME, TODD	UTAH STATE	OL
1987	2	17	VERCHEVAL, PIERRE	WESTERN ONTARIO	OL
1987	3	20	BRATHWAITE, DAVID	TORONTO	DL
1987	3	26	NORMAN, MARK	UBC	DB
1987	4	35	FUNTASZ, JEFF	ALBERTA	RB
1987	5	44	SPRIEL, TIM	WESTERN ONTARIO	TE
1987	6	53	SKUSE, DARRELL	GUELPH	RB
1987	7	62	SPOLETINI, TONY	CALGARY	RB
1987	8	71	HOPPUS, KEN	WHITWORTH	OL
1988	1	8	FORDE, BRIAN	WASHINGTON STATE	LB
1988	2	16	VINCIC, BRANKO	EASTERN MICHIGAN	DE
1988	3	24	NYTE, GREG	SIMON FRASER	DB
1988	4	32	MIDDLETON, TODD	DICKINSON STATE	LB
1988	5	40	KRATZER, GREG	DICKINSON STATE	WR
1988	6	48	AINGE, TERRY	UBC	HB
1988	7	56	KASOWSKI, STEPHEN	ALBERTA	K
1988	8	64	FERGUSON, NEIL	ALBERTA	DB
1989	1	5	SOLES, MICHAEL	MCGILL	RB
1989	1	7	BLUGH, LEROY	BISHOP'S	LB
1989	2	13	BECKLES, RANDY	CALGARY	WR
1989	3	21	SCHUMANN, DEREK	BISHOP'S	DB
1989	4	29	OLSACHER, LOUIS	ST. MARY'S	OL
1989	5	37	KORTE, BRENT	ALBERTA	DE
1989	6	45	DAVIDSON, ROB	TORONTO	DT
1989	7	53	HILDEBRAND, MIKE	CALGARY	DB
1989	8	61	MCDONALD, BRUCE	UBC	DB
1990	1	1	MILLINGTON, SEAN	SIMON FRASER	RB
1990	1	6	CHRISTIE, STEVE	WILLIAM & MARY	K

YEAR	ROUND	OVERALL	NAME	SCHOOL	POSITION
1990	2	14	MACDONALD, BOB	MCMMASTER	OL
1990	3	22	TRUMBLE, LANCE	MCMMASTER	FB
1990	4	30	STEEVES, GORDON	MANITOBA	DB
1990	5	38	GAERTNER, JORDAN	SASKATCHEWAN	DB
1990	6	46	PORTER, CHRIS	WINDSOR	RB
1990	7	54	KATSUBE, MAKI	ST. FRANCIS XAVIER	WR
1990	8	62	WEBERT, RON	WASHINGTON STATE	K
1991	1	3	MURPHY, DAN	ACADIA	DB
1991	2	15	MASOTTI, CHRISTIAN	MCGILL	WR
1991	3	23	DAVIS, JOHN	WESTERN ONTARIO	DB
1991	4	25	WALKER, GORDON	MANITOBA	DB
1991	4	30	HERMAN, RON	QUEEN'S	OL
1991	4	31	BROSSEAU, CAM	EASTERN ILLINOIS	LB
1991	5	39	PURCELL, MIKE	CALGARY	DL
1991	6	47	HOULDER, MARK	YORK	LB
1991	7	55	HERGET, TODD	BRIGHAM YOUNG	LB
1991	8	63	GARDNER, JAMES	SIMON FRASER	WR
1992	1	6	FLEMING, SEAN	WYOMING	K
1992	1	8	MORRIS, CHRIS	TORONTO	OL
1992	2	14	MARTIN, ERROLL	UTAH	K
1992	3	18	TAYLOR, SIMON	CONCORDIA	OL
1992	4	26	CHORNEY, TERRIS	NEBRASKA	OL
1992	4	30	ELSAGHIR, MOHAMMED	CALGARY	WR
1992	5	38	BOYER, DARREN	ILLINOIS	RB
1992	6	46	DORN, BRUCE	MANITOBA	DB
1992	7	54	JONGEJAN, GRANT	ALBERTA	LB
1992	8	62	WOODWARD, TODD	IDAHO STATE	LB
1993	1	4	O'SHEA, MICHAEL	GUELPH	LB
1993	2	11	STUCKE, BRENT	WILFRID LAURIER**	WR
1993	3	19	FREDERICK, ALBERT	LIVINGSTON	LB
1993	4	27	MCKENZIE, SCOTT	ALBERTA	K
1993	5	35	CUTLER, JOHN	ALBERTA	K
1993	6	43	TOBERT, MARC	ALBERTA	WR
1993	7	51	BENOIT, JEFF	MANSFIELD	RB
1994	1	13	WESSLING, ROB	GUELPH	OL
1994	2	21	MCNERNEY, PAT	WEBER STATE	TE
1994	3	29	FRIDD, DARRYL	ALBERTA	DL
1994	4	36	ZACHARIAS, BRAD	ACADIA	RB
1994	5	43	DAY, STEPHEN	ALBERTA	LB
1995	1	13	LAWSON, MARK	WESTERN ONTARIO	LB
1995	2	21	SHOLDICE, DEREK	NORTHERN ILLINOIS	OL
1995	3	28	BUNTING, BLAKE	EVANGEL COLLEGE	TE
1995	4	36	ALGAJER, KEVIN	ALBERTA	LB
1995	5	44	DALLISON, STEVE	ALBERTA	DL
1995	6	52	BEAK, STEWART	WESTERN ONTARIO	TE
1995	TE	5	EL MASHTOUB, HITCHEM	ARIZONA	OL
1996	1	1	BLAIR, DON	CALGARY	WR
1996	1	7	ARRINDELL, DUANE	NORTHERN ILLINOIS	OL
1996	2	16	HAMILTON, JAYSON	ALBERTA	RB
1996	3	25	NAPASTUK, SHELDON	IOWA STATE	DT
1996	4	34	CUNNINGHAM, MURRAY	ALBERTA	DL



YEAR	ROUND	OVERALL	NAME	SCHOOL	POSITION
1996	5	43	SAUL, JOE	SASKATCHEWAN	DE
1996	6	51	PARK, DARCY	ALBERTA	FB
1996	7	60	SHWETZ, TROY	JAMESTOWN COLLEGE	DB
1997	1	3	FRANKLIN, IAN	WEBER STATE	DB
1997	1	8	FARRAWAY, MARK	ST. FRANCIS XAVIER	DL
1997	2	16	DENIS, PATRICE	WESTERN ONTARIO	LB
1997	4	32	HEASMAN, DAVID	NORTHERN ARIZONA	OL
1997	5	40	SANTIAGO, O.J.	KENT STATE	TE
1997	6	47	HARDY, CHRIS	MANITOBA	QB
1998	1	5	GIRARD, PHILLIPPE	MOUNT ALLISON	DB
1998	2	11	CHAHINE, SAMIR	MCGILL	OL
1998	3	17	DEIBERT, SCOTT	MINOT STATE	RB
1998	4	25	EVRAIRE, CHRIS	OTTAWA	WR
1998	5	33	COOPER, JAMES	UBC	OL
1998	6	40	KOSSACK, ADAM	HASTINGS COLLEGE	OL
1999	1	4	BOLLERS, TREVOR	IOWA	FB
1999	2	9	WILLIAMS, AARON	INDIANA	DE
1999	3	20	LAPOINTE, ERIC	MOUNT ALLISON	RB
1999	4	28	WALKER, BRENT	MARYLAND	WR
1999	5	35	CLARKSON, FRANTZ	MANITOBA	DB
1999	6	43	BOWEN, ORLANDO	NORTHERN ILLINOIS	DE
2000	1	3	BAKKER, TIM	WESTERN ONTARIO	OL
2000	2	9	HARROD, ROB	OTTAWA	WR
2000	2	10	CARR, CRAIG	MANITOBA	RB
2000	3	17	HUDSON, GEORGE	NEW MEXICO STATE	OL
2000	5	33	VICKERS, ROB	WILFRID LAURIER	OL
2000	6	41	DOSSOUS, YVES	KENT STATE	LB
2001	1	5	CHEVRIER, RANDY	MCGILL	DT
2001	2	13	BURKE, FABIAN	TOLEDO	DB
2001	3	21	CARSON, GLENN	SASKATCHEWAN	OL
2001	5	37	PETIT, GUILLAUME	ALBERTA	DL
2001	6	45	WRIGHT, WILLIAM	BISHOP'S	DB
2002	3	24	DIEDRICK, DAHRRAN	NEBRASKA	RB
2002	5	42	JARRETT, OLANZO	TOLEDO	DE
2002	6	51	DUBIELLAK, ANDREW	UNLV	WR
2003	1	4	CASSEUS, EMMANUEL	MICHIGAN	LB
2003	1	8	SPENCER, RANDY	WEBER STATE	DT
2003	2	10	AIDOO, KOJO	MCMASTER	FB
2003	3	20	WHITEHOUSE, DOUNIA	CHARLESTON SOUTHERN	DB
2003	3	26	BONAVENTURA, JOSEPH	ST. MARY'S	LB
2003	4	34	RAM, LARRY	FLORIDA A&M	OL
2003	6	52	ORMEJUSTE, DIDIER	TOLEDO	DL
2004	1	9	SANGHERA, AMARPREET	UBC	OL
2004	2	10	LEZI, GILLES	NORTHWESTERN	FB
2004	2	17	MCLANE, RHETT	SASKATCHEWAN	OL
2004	3	26	NOWACKI, ANDREW	MURRAY STATE	WR
2004	4	35	REMPPEL, CHAD	SASKATCHEWAN	WR
2004	5	44	GAGNON, MARTIN	LAVAL	DB
2004	6	53	THORNE, DAVID	MOUNT ALLISON	OL
2005	3	22	O'NEILL, TIM	CALGARY	OL
2005	4	31	POSTERARO, ANTHONY	GRACELAND	K

YEAR	ROUND	OVERALL	NAME	SCHOOL	POSITION
2005	5	40	LEBLANC, ROBERT	MCGILL	WR
2006	1	1	BRAIDWOOD, ADAM	WASHINGTON STATE	DE
2006	2	17	NUGENT, JASON	RUTGERS	DB
2006	3	21	MUNDLE, DWAYNE	WEST VIRGINIA	LB
2006	3	25	WILLIAMS, MIKE	BOISE STATE	DE
2006	4	26	BROWN, ANDREW	LAFAYETTE COLLEGE	LB
2006	4	34	ABRAHAM, JEAN-PHILIPPE	LAVAL	LB
2006	5	42	BISAILLON, NICOLAS	LAVAL	RB
2006	6	50	LONGCHAMPS, GREIG	MONTREAL	OL
2007	1	2	KEAN, WARREN	CONCORDIA	K
2007	2	10	NEDD, JASON	AKRON	DB
2007	4	26	JEAN-LOUIS, MICHAEL	LAVAL	DT
2007	4	27	MCCARTY, CALVIN	WESTERN WASHINGTON	RB
2008	2	11	WOJT, GREG	CENTRAL MICHIGAN	OL
2008	3	19	ST. PIERRE, TIM	ST. MARY'S	FB
2008	3	23	COOPER, JUSTIN	MANITOBA	DE
2008	4	25	OKPRO, SAMMY	CONCORDIA	DB
2008	4	26	HOOD, JONATHAN	ST. FRANCIS XAVIER	DB
2008	5	34	LUCIANI, DANTE	WILFRID LAURIER	WR
2009	2	11	HINSE, GORDON	ALBERTA	OL
2009	2	12	STERLING, DEE	QUEEN'S	DT
2009	3	20	BONAVENTURA, ANDREA	CALGARY	LB
2009	5	36	LEE, ERIC	WEBER STATE	RB
2009	6	44	KOSEC, JASON	WESTERN ONTARIO	LB
2010	1	6	BULCKE, BRIAN	STANFORD	DT
2010	2	12	BORHOT, SALEEM	ST. MARY'S	DB
2010	5	35	FERGUSON, SCOTT	ST. CLOUD STATE	OL
2010	6	43	SHARUN, CORBIN	ST. FRANCIS XAVIER	LB
2011	1	2	MITCHELL, SCOTT	RICE	OL
2011	1	5	COEHOORN, NATHAN	CALGARY	WR
2011	2	14	LOPEZ, HUGO	TORONTO	DB
2011	6	46	PIERRE, YOUSSEY	MONTREAL	WR
2011	SUP	N/A	LAURENT, TED	MISSISSIPPI	DL
2012	1	4	PASZTOR, AUSTIN	VIRGINIA	OL
2012	1	6	CHAMBERS, SHAMAWD	WILFRID LAURIER**	WR
2012	2	14	CAPICCIOTTI, JUSTIN	SIMON FRASER	DL
2012	5	36	HAZIME, HASAN	AKRON	DE
2012	5	38	KING, RYAN	ST. MARY'S	LB
2013	2	10	CHARLES, STEFAN	REGINA	DL
2013	3	24	NORRIS, KYLE	ST. MARY'S	LB
2013	3	26	MERCER, CHRISTOPHER	REGINA	OL
2013	4	31	HUS, JORGEN	REGINA	LB
2013	4	34	SERVAIS, TAYLOR	OTTAWA	OL
2013	6	51	NGOYI, ELIE	BISHOP'S	DE
2013	7	55	WRIGHT, SMITH	ALBERTA	FB
2014	1	6	BAILEY, DEVON	ST. FRANCIS XAVIER	WR
2014	2	15	MILTON, AARON	TORONTO	RB
2014	4	30	HARTMANN, RAYE	ST. FRANCIS XAVIER	DB
2014	6	48	MEDEIROS, ZACKARY	MONTREAL	K
2014	7	57	DADZIE, MICHAEL	REGINA	DL
2014	SUP	N/A	DUBUISSON, MIKE	WINDSOR	DB



YEAR	ROUND	OVERALL	NAME	SCHOOL	POSITION
2015	1	7	GROULX, DANNY	LAVAL	OL
2015	2	16	BEARD, DAVID	ALBERTA	OL
2015	3	25	KONAR, ADAM	CALGARY	LB
2015	4	34	JOHNSON, ANDREW	FT LEWIS COLLEGE	WR
2015	7	60	SMITH, BLAIR	ANGELO STATE	LB
2016	1	8	SMITH, TEVAUN	IOWA	WR
2016	2	17	COLQUHOUN, ARJEN	MICHIGAN STATE	DB
2016	5	44	WOODMAN, JOSH	WESTERN UNIVERSITY*	DB
2016	6	53	CORBY, DOUG	QUEEN'S	WR
2016	7	61	PARRISH, DOUG	WESTERN OREGON	LB
2016	8	70	LALAMA, DJ	MANITOBA	LB
2017	1	5	BEHAR, NATHANIEL	CARLETON	WR
2017	2	14	ROY, JEAN-SIMON	LAVAL	OL
2017	3	22	MULUMBA, CHRIS	MAINE	LB
2017	4	31	HOOVER, JORDAN	WATERLOO	DB
2017	5	40	SENIOR, JUSTIN	MISSISSIPPI STATE	OL
2017	5	41	BOATENG, KWAKU	WILFRID LAURIER	DL
2017	6	49	ASARE, KWABENA	CARLETON	OL
2017	8	67	MACKIE, MARK	MCMASTER	DL
2018	2	10	ONYEKA, GODFREY	WILFRID LAURIER**	DB
2018	3	24	BEAULIEU, JORDAN	WESTERN UNIVERSITY	DB
2018	4	32	GREEN, TANNER	CONCORDIA	RB
2018	5	40	KRAHN, CURTIS	CALGARY	OL
2018	6	48	TAYLOR, ALEX	WESTERN UNIVERSITY	RB
2018	7	53	MCMASTER, HARRY	WESTERN UNIVERSITY	WR
2018	7	57	BAGNELL, GABRIEL	ACADIA	DL
2018	8	65	ZERR, BLAIR	HUMBOLDT STATE	RB
2019	1	3	BETTS, MATHIEU	LAVAL	DL
2019	2	12	SAXELID, KYLE	UNLV	OL
2019	4	32	CENDER, PETER	GRAND VALLEY STATE	FB
2019	5	40	ROSS, SHAI	MANITOBA	WR
2019	5	41	MACHIBRODA, EVAN	SASKATCHWAN	DL
2019	6	50	HUTTER, SCOTT	WILFRID LAURIER**	DB
2019	7	59	KARL, HUNTER	CALGARY	WR
2019	8	68	BLAKE, ERIC	MCMASTER	DB
2020	1	4	JACK-KURDYLA, TOMAS	BUFFALO	OL
2020	2	13	PAE, ALAIN	OTTAWA	DL
2020	3	24	TYNE, MALIK	TOWSON UNIVERSITY	LB
2020	4	32	AKETEPE, OLUODOTUN	GUELPH	DB
2020	5	41	BROWN, DANTE	FORT HAYS STATE	K
2020	6	50	GANGAROSSA, CHRIS	WAGNER	OL
2020	7	57	SUMMACH, NICHOLAS	SASKATCHEWAN	OL
2020	7	59	SANDJONG, ROSSINI	YORK	DE
2020	8	68	RAPER, MITCH	CARLETON	RB
2021	1	5	NELSON, COLE	ALBERTA	DL
2021	2	14	MCDONALD, GRANT	CALGARY	LB
2021	3	23	GLOVER, DEONTE	SHEPHERD UNIVERSITY	RB
2021	4	32	JOHNSON, DOMINIC	BUFFALO	WR
2021	5	41	KOURTIS, PETER	SAINT MARY'S	OL
2021	6	50	CLARKE, KENAN	CORNELL	DB
2022	1	4	MAKONZO, ENOCK	COASTAL CAROLINA UNIVERSITY	LB

YEAR	ROUND	OVERALL	NAME	SCHOOL	POSITION
2022	1	8	FORD, TRE	WATERLOO	QB
2022	2	19	PLAMONDON, JACOB	CALGARY	DL
2022	3	21	BIEN-AIME, MARC	FRESNO STATE	OL
2022	3	28	ADJEY, PETER	QUEEN'S	LS
2022	4	30	COBB, GAVIN	MANITOBA	WR
2022	5	39	APPOLON, WESLY	TUSKEGEE UNIVERSITY	LB
2022	6	48	DOMINIQUE, JEREMIE	UNIVERSITY OF CHARLESTON	DB
2022	7	57	CIMANKINDA, JEAN-PAUL	OTTAWA	RB
2022	8	66	EDWARDS, NATE	MCMASTER	LB
2022	SUP	N/A	J-MIN PELLE	CALGARY	DL
2023	1	2	BRODRIQUE, MICHAEL	MONTREAL	LB
2023	2	18	TAYLOR, JACOB	ALBERTA	LB
2023	3	20	GROHOVAC, PHILLIP	WESTERN UNIVERSITY	OL
2023	3	23	BURTON-KRAHN, LUKE	UBC	LS
2023	4	28	CURTIS, NOAH	KEISER UNIVERSITY	DL
2023	5	38	BEAULIEU, BERTRAND	MONTREAL	RB
2023	6	50	MASTERSON, SPENCER	GUELPH	OL
2023	7	56	LAGACE, BRUNO	MONTREAL	DB
2023	8	65	BEST, DEREK	WESTERN UNIVERSITY	RB
2024	1	1	DUBLANKO, JOEL	CINCINNATI	LB
2024	2	10	BONHOMME, D.K.	SOUTH ALABAMA	LB
2024	2	18	HLADIK, BRADLEY	UBC	FB
2024	3	21	MUEMBI, OLIVIER	QUEENS UNIVERSITY	LB
2024	4	30	MORKIN, JAXON	WINDSOR UNIVERSITY	OL
2024	4	31	BLANCHARD, VINCENT	LAVAL	K
2024	7	57	ANSEEUW, EVAN	YORK UNIVERSITY	OL
2024	7	63	LAVOIE, PATRICK	CARLETON	OL
2024	8	68	SPENCER, JACOB	SAGINAW VALLEY STATE	DL

EDMONTON ELKS GLOBAL DRAFT

YEAR	DRAFT	RD	OVR	NAME	SCHOOL	POSITION
2019	European	1	4	ROUYER, MAXIME	MCGILL	LB
2019	LFA	1	1	VIAMONTES, DIEGO	MAYS CDMX	WR
2019	LFA	2	10	LANDEROS, DANIEL CARRETE	DINOS SALTILLO	LB
2019	LFA	3	19	ROMERO, JOSE ALFONSIN	ARTILLEROS DE PUEBLA	DB
2021	Global	1	2	NIELSEN, STEVEN	EASTERN MICHIGAN	OL
2021	Global	2	17	AIOLUPOTEA-PEI, MISIONA	WASHINGTON STATE	DL
2021	Global	3	20	DEBAILLIE, TIBO	TOWSON	DL
2021	Global	4	35	LEO, MATT	IOWA STATE	DE
2022	Global	1	9	GRIFFITHS, BEN	USC	P
2022	Global	2	17	GAGLIANONE, RAFAEL	WISCONSIN	P/K
2022	Global	3	20	WAITMAN, CORLISS	SOUTH ALABAMA	P
2023	Global	1	2	FAITHFULL, DEAN	CSU PUEBLO	K
2023	Global	2	11	ZIERER, KILIAN	AUBURN	OL
2024	Global	1	1	MAUGA-CLEMENTS, ETEVA	NEBRASKA	LB
2024	Global	2	10	OLAJIGA, DAVID	CENTRAL MISSOURI	DL



EDMONTON ELKS HEAD COACHES

1949-PRESENT

1949-51	ANNIS STUKUS
1952	FRANK FILCHOK
1953	DARRELL ROYAL
1954-57	FRANK "POP" IVY
1958	SAM LYLE
1959-63	EAGLE KEYS
1964-69	NEILL ARMSTRONG
1970-76	RAY JAUCH
1977-82	HUGH CAMPBELL
1983	PETE KETTELA
1983-87	JACKIE PARKER
1987-90	JOE FARAGALLI
1991-97	RON LANCASTER
1998	KAY STEPHENSON
1999-00	DON MATTHEWS
2001-04	TOM HIGGINS
2005-08	DANNY MACIOCIA
2009-10	RICHIE HALL
2011-13	KAVIS REED
2014-15	CHRIS JONES
2016-19	JASON MAAS
2020-21	SCOTT MILANOVICH
2021	JAIME ELIZONDO
2022-present	CHRIS JONES





ELKS COACHING RECORDS 1911-2023

	W	L	T	OTL	PCT
Ron Lancaster	83	43	0		0.659
Hugh Campbell	70	21	5		0.755
Ray Jauch	65	43	4		0.598
Frank Ivy	50	14	0		0.781
Joe Faragalli	46	24	0		0.657
Tom Higgins	44	28	0	1	0.618
Jason Maas	39	33	0		0.542
Jack Parker	38	27	1		0.583
Eagle Keys	38	40	2		0.488
Neill Armstrong	37	56	3		0.401
Chris Jones	34	38	0		0.472
Danny Maciocia	33	38	1		0.465
Kavis Reed	22	32	0		0.407
Deacon White	21	11	1		0.652
Annis Stukus	19	23	0		0.452
Don Matthews	16	20	0		0.444
Ritchie Hall	16	20	0		0.444
Darrell Royal	12	4	0		0.750
Frank Filchok	9	6	1		0.594
Sam Lyle	9	6	1		0.594
Kay Stephenson	9	9	0		0.500
Pete Kettela	4	4	0		0.500
Arnold Wark	3	6	0		0.333
Jamie Elizondo	3	11	0		0.214
Bob Fritz	3	16	0		0.158
Robert Pearson	2	2	0		0.500
Cliff Shuttleworth	2	6	0		0.250
Scott Milonivich	0	0	0		-

MOST SEASONS

11	Deacon White 1910-13, 1919-24, 1930
7	Ray Jauch 1970-76
7	Ron Lancaster 1991-97
6	Neill Armstrong 1964-69
6	Hugh Campbell 1977-82
5	Eagle Keys 1959-63
4	Frank Ivy 1954-57
4	Joe Faragalli 1987-90
4	Tom Higgins 2001-2004
4	Danny Maciocia 2005-2008
4	Jason Maas 2016-2019

MOST WINS

83	Ron Lancaster
70	Hugh Campbell
65	Ray Jauch
50	Frank Ivy
46	Joe Faragalli
44	Tom Higgins
39	Jason Maas
38	Eagle Keys
38	Jack Parker
37	Neill Armstrong

BEST WINNING PCT

0.781	Frank Ivy
0.755	Hugh Campbell
0.750	Darrell Royal
0.659	Ron Lancaster
0.657	Joe Faragalli
0.652	Deacon White
0.618	Tom Higgins
0.598	Ray Jauch

MOST LOSSES

56	Neill Armstrong
43	Ron Lancaster
43	Ray Jauch
40	Eagle Keys
38	Danny Maciocia
38	Chris Jones
33	Jason Maas
32	Kavis Reed
28	Tom Higgins
27	Jack Parker
24	Joe Faragalli

MOST TIES

5	Hugh Campbell
4	Ray Jauch
3	Neill Armstrong
2	Eagle Keys

MOST PLAYOFF WINS

8	Frank Ivy
7	Eagle Keys
6	Deacon White
6	Hugh Campbell
6	Ron Lancaster
4	Annis Stukus
4	Ray Jauch

MOST PLAYOFF LOSSES

5	Ron Lancaster
4	Deacon White
4	Annis Stukus
4	Frank Ivy
4	Eagle Keys
3	Neill Armstrong
3	Jack Parker

MOST GREY CUP WINS

5	Hugh Campbell 1978, 79, 80, 81, 82
3	Frank Ivy 1954, 55, 56
1	Ray Jauch 1975
1	Joe Faragalli 1987
1	Ron Lancaster 1993
1	Tom Higgins 2003
1	Danny Maciocia 2005
1	Chris Jones 2015

MOST GREY CUP APPEARANCES

6	Hugh Campbell 1977, 78, 79, 80, 81, 82
3	Frank Ivy 1954, 55, 56
3	Ray Jauch 1973, 74, 75
2	Deacon White 1921, 22
2	Joe Faragalli 1987, 90
2	Ron Lancaster 1993, 96
2	Tom Higgins 2002, 03
1	Frank Filchok 1952
1	Eagle Keys 1960
1	Jack Parker 1986
1	Danny Maciocia 2005
1	Chris Jones 2015

ELKS OPPONENT COACHING RECORDS 1949-2023

	W	L	T	PCT
Wally Buono	36	40		0.474
Don Matthews	23	13		0.639
Bud Grant	22	12		0.647
John Hufnagel	19	7		0.731
Eagle Keys	16	14	2	0.500
Bob O'Billovich	15	11		0.577
Dave Dickenson	14	4		0.778
Dave Skrien	14	8		0.636
Mike O'Shea	14	8		0.636
Les Lear	11	13		0.458
Bobby Dobbs	10	2		0.833
Cal Murphy	10	11	1	0.455
Dave Ritchie	10	12		0.455
Marc Trestman	10	4		0.714
Rick Campbell	10	10		0.500
Ron Lancaster	9	11		0.450
Bob Shaw	8	1		0.889
Craig Dickenson	8	2		0.800
Frank Filchok	8	13		0.381
Jack Gotta	8	11	2	0.381
Pinball Clemons	8	6		0.571
Danny Barrett	7	11		0.389
Jerry Williams	7	8	1	0.438
John Gregory	7	14		0.333
Kent Austin	7	7		0.500
Tom Higgins	7	6		0.538

MOST WINS

36	Wally Buono
23	Don Matthews
22	Bud Grant
19	John Hufnagel
16	Eagle Keys
15	Bob O'Billovich
14	Dave Skrien
14	Dave Dickenson
14	Mike O'Shea
11	Les Lear

BEST WINNING PCT

1.000	June Jones (2 games)
1.000	Al Dorow (1 game)
1.000	Dan Hawkins (1 game)
1.000	Jason Maas (1 game)
1.000	Joe Tiller (1 game)
1.000	John Rauch (1 game)
1.000	Rod Rust (1 game)
0.889	Bob Shaw (9 games)
0.833	Bobby Dobbs (12 games)
0.800	Craig Dickenson (10 games)

MOST LOSSES

40	Wally Buono
14	Eagle Keys
14	John Gregory
13	Don Matthews
13	Les Lear
13	Frank Filchok
13	Bud Riley
13	Ray Jauch
12	Bud Grant
12	Dave Ritchie
12	Otis Douglas

MOST TIES

2	Eagle Keys
2	Jack Gotta

MOST PLAYOFF WINS

8	Bud Grant
7	Wally Buono
3	Cal Murphy
3	George Trafton
2	Frank Larson
2	Harry Smith
2	John Hufnagel

MOST PLAYOFF LOSSES

4	Bud Grant
4	Wally Buono
4	George Trafton
4	Allie Sherman
3	John Payne
3	Ray Jauch

MOST GREY CUP WINS

2	Don Matthews
2	Frank Clair
2	Marv Levy
1	Al Bruno
1	Jack Gotta
1	Mike Riley

MOST GREY CUP APPEARANCES

4	Don Matthews
3	Marv Levy
3	Peahead Walker
2	Frank Clair
2	Bob O'Billovich
2	Joe Scannella
1	Al Bruno
1	Jack Gotta
1	Mike Riley
1	Cal Murphy
1	George Brancato
1	John Payne
1	Rick Campbell



ELKS ALL-TIME ASSISTANT COACHES

ASSISTANT COACH	POSITION	SEASONS	YEARS
A			
AGUIRRE, Joe	Line Coach/Player	1	1952
B			
BARRESI, Jamie	Running backs/ Run game coordinator	1	2012
BENDER, Mike	Offensive Line	1	1998
BENECICK, Al	Line Coach	2	1970-71
BENEVIDES, Mike	Assistant Head Coach/ Defensive Coordinator	2	2016
BLEAMER, Jeff	Offensive Line	2	2009-10
BLUGH, Leroy	Defensive Line	1	2013
BOWMAN, Ken	Offensive Backfield	1	1983
BOUDREAU, Paul	Offensive Line	4	1983-86
BOWDEN, Merritt	Special Teams	1	2022
BOWMAN, Urban	Defensive Line	3	1972-73, 1990
BRENNAN, Carl	Running Backs/ Offensive Line	2	2006-07
BROCK, Dieter	Co-Offensive Coord./ Quarterbacks	1	1999
BROWN, George	Line Coach	1	1951
BUFFINGTON, Harry	Defence Coach	2	1964-65
C			
CACCIA, I.J. "Babe"	Assistant Coach	5	1972-76
CAMPBELL, Rick	Special Teams/ Defensive Backs/ Defensive Coord.	10	1999-08, 2011-12
CAMPBELL, Vincent	Offensive Asst.	1	2021
CHAPDELAIN, Jacques	Offensive Coord.	1	2007
COFIELD, Takoby	Asst. Offensive line Coach	1	2024
COFLIN, Mark	Linebackers	1	1988
CRAIG, Erin	Strength & Conditioning Coach	2	2023-24
CRANDELL, Marcus	Offensive Coordinator	2	2011-12
CREEHAN, Casey	Defensive Backs	1	2016
CREEHAN, Dennis	Defensive Line	3	1985-86, 1991
D			
DALEY, Jim	Defensive Coord.	1	2009
DANIEL, Dan	Defensive Coach	4	1978-81
DANIELS, Michael	Asst. Special Teams	1	2023
DAVIS, Paul	Backfield	1	1959
DAVOREN, Craig	Running Backs/ST Assistant	2	2014-15
DICKENSON, Craig	Special Teams	2	2014-15
DICKINSON, Brian	Special Teams	3	1988-90
DIEDRICK, Bill	Offensive Coord.	2	1991-92
DURCHIK, Gary	Offensive Line	5	1987-90, 1997
DURNO, Don	Line Coach/Player	1	1950
E			
EDWARDS, Dan	Line Coach	3	1959-61
EISLER, Terry	Running Backs/ Special Teams Coord.	6	2007-10, 2012-13
F			
FARAGALLI, Joe	Offensive Coach	4	1977-80
FARAGALLI, Michael	Running Backs/ Receivers	3	1988-90
FAWCETT, Scott	Special Teams/ Running Backs	2	1997-98
FILCHOK, Frank	Assistant Coach/Player	1	1951
G			
GAINES, Gene	Defensive Secondary	1	1982
GASS, AJ	Defensive Assistant	1	2008
GIBSON, Mike	Offensive Line	1	2016
GOLDMAN, Steve	Running Backs	4	1984-87
H			
HAIRSTON, Stacey	Defensive Backs	2	2009-10
HILLES, Jim	Defensive Line	1	1997
HIMEBAUCH, Jonathan	Offensive Line	1	2014

ASSISTANT COACH	POSITION	SEASONS	YEARS
HOWELL, Markus	Pass Game Coordinator, Receivers Coach	3	2022-24
HUNTER, Malvin	Defensive Line	4	2001, 2005-07
I			
ISAAC, Brandon	Defensive Backs	2	2022-23
J			
JACOBS, Jack	Backfield	1	1963
JACKSON, Jarious	Quarterbacks Coach/ Pass Game Coord./ Off Coordinator	5	2014-15, 2022-24
JAUCH, Ray	Backfield	4	1966-69
K			
KELLOGG, Bob	Backfield	3	1960-62
KELLY, David	Running Backs	1	2013
KELLY, Mike	Receivers	1	2008
KEPLEY, Dan	Linebackers	10	1985, 2002-10
KEYS, Eagle	Assistant Coach	4	1955-58
KLUND, Marcus	Defensive Backs Coach	1	2024
KRUK, Steff	Receivers	1	2011
L			
LANCASTER, RD	Receivers, Quarterbacks, Offensive Coord.	4	1996-97, 2005-06
LANGSDORF, Danny	Receivers/ Offensive Coord.	3	1999-01
LARAMEE, Daniel	Special Teams/ Receivers	1	1996
LATHROP, Kit	Defensive Line	1	2012
LAVORATO, Pete	Defensive Line	1	1995
LEMMERMAN, Bruce	Offensive Coach	2	1981-82
LINNEEN, Jordan	Running Backs	2	2022-23
LOLLEY, Phillip	Linebackers	2	2014-15
M			
MACDERMOTT, Bill	Offensive Line	13	1992-96, 1999-06
MACIOCIA, Danny	Offensive Coord.	3	2002-04
MAKSYMIC, Jordan	Off. Asst./ Quarterbacks/ Pass Game Coord.	2	2013, 2016-19
MARSHALL, Greg	Defensive Line/ Defensive Coord.	6	2000-04, 2013
MATTHEWS, Don	Defensive Coach	7	1977-82, 1989
MAXIE, Demetrious	Linebackers/ Defensive line	7	2016-23
McADOO, Stephen	Offensive Coordinator	4	2014-15, 2022-23
McCORVEY, Kez	Receivers	2	2014-15
McDIARMID, Cory	Special Teams	1	2016
MCDONNELL, John	Offensive line	2	2020-21
McKILLIP, Leo	Defensive Coach	4	1974-77
McKINNON, Dan	Receivers	4	2002-05
McKNIGHT, Dennis	Running Backs	1	2011
MILES, Barron	Defensive Backs	1	2016
MILLER, Brad	Defensive Line/ Secondary/ Defensive Coord./ Defensive Backs	6	1996-00, 2013
MITCHELL, Derrell	Offensive assistant/ Receivers	2	2011-2012
MOORE, Travis	Receivers	1	2013
MURPHY, Cal	Offensive Coach	5	1978-82
N			
NELSON, Mark	Special Teams/ Linebackers/ Defensive Coordinator	5	1992-94, 2010-12
NELSON, Mike	Defensive Line	3	1983-84, 1992
NELSON, Roger	Player/ Offensive Line	1	1963
NEWHOUSE, Greg	Defensive Line/ Defensive Coord.	3	1993-94, 1996
O			

ASSISTANT COACH	POSITION	SEASONS	YEARS
OCTOBER, Winston	Receivers/Pass Game	2	2020-21
O'NEAL, Nate	Defensive Line Coach	1	2024
OSWALT, Derek	Defensive Asst. / Special Teams Asst.	4	2012, 2019-21
P			
PADILLA, Bob	Linebackers	1	1991
PAOPOA, Joe	Offensive Coord.	2	1994-95
PATERA, Herb	Defensive Coord.	1	1983
PAYNE, John	Line Coach	2	1968-69
PHILION, Ed	Defensive Line	2	2014-15
POREE, Albert	Running Backs Coach	1	2024
PRINSEEN, Tim	Offensive Line	4	2010-12, 2016-19
PROCHASKA, Ray	Assistant Coach	3	1955-57
R			
RADOVICH, Bill	Line Coach/Player	1	1949
RAPP, Vic	Offensive Coach	5	1972-76
REINBOLD, Jeff	Receivers/ Special Teams	1	1995
RILEY, Bud	Defensive Coord.	1	1984
RIPPON, Chris	Assistant to the Head Coach/Special Teams Assistant	1	2021
RITA, Adam	Offensive Coord.	1	1993
ROACH, Mike	Linebackers/ Defensive Line	3	1986-88
ROBINSON, Cam	Linebackers	3	2021-23
RUZINSKI, Paul	Linebackers/Special Teams	2	1983-84
S			
SAMS, Doug	Defensive Line/ Special Teams/Offensive Coord.	2	1987, 2013
SANDUSKY, Jim	Receivers/ Special Teams	2	1995-96
SCHEPER, Mike	Offensive Line/ Asst. Special Teams/ Special Teams Coach	4	2015, 2022-24
SHIRA, Charlie	Line Coach	1	1953
SHIVERS, Jason	Defensive Backs	2	2014-15, 2024
	Asst head coach, Defensive Coord, Linebackers coach	1	
SIMMONS, Marcello	Special Teams Coordinator	1	2012
SKRIEN, Dave	Assistant Coach	1	1969
SMELTZER, Ron	Offensive Line	1	1991
SORRELLS, Stephen	Offensive Line	2	2023-24
SPEEGLE, Cliff	Line Coach	1	1954
SPENCER, Joe	Line Coach	2	1966-67
SQUIRES, Scott	Special Teams	1	2007
STRASSER, Kevin	Receivers, Offensive Coord.	4	2000-01, 2009-10
STUBLER, Rich	Defensive Coord.	7	1991-95, 1998-99, 2011
SUTHERIN, Don	Secondary	6	1985-90
SWEET, Kris	Offensive Line	1	2013
SWIFT, Bob	Special Teams/ Linebackers	1	1989
T			
THORPE, Noel	Special Teams/ DB's Coach/Asst. HC/ Defensive Coord.	4	2008-10, 2021
TUCKER, Jason	Receivers	2	2009-10, 2019
V			
VIADELLA, Joe	Special Teams/ Linebackers	1	1990
VINKLAREK, Ronnie	Offensive Line	1	2008
VITALE, Anthony	Offensive Line	1	2022
VOLLONO, James	Running backs	1	2021

ASSISTANT COACH	POSITION	SEASONS	YEARS
W			
WALKER, Mike	Defensive Line	1	2010
WALCH, Carson	Receivers	1	2016
WINSTON, Dennis	Defensive Line	2	2005-06
WNEK, Don	Defensive Line	1	2008
WOOLLEY, Joe	Assistant Head Coach	1	1998
WORMAN, Rick	Quarterbacks/ Offensive Coord.	3	2007-09
Y			
YOUNCE, Len	Defensive Coach/ Offensive Line	3	1963-65
YOUNGLING, Ted	Assistant Coach	1	1958
Z			
ZALESKI, Joe	Backfield	2	1970-71



Jarious Jackson | Offensive Coordinator



HONOUR ROLL

1921-2023

PLAYER	JERSEY #	SEASONS	YEARS
A			
ABDULLAH, Rahim	90	4	2002-04, 07
ABRAHAM, Jean-Philippe	55	1	2006
ABOFS, Harry	25	2	1972-73
ACHEAMPONG, Sam	95	1	2023
ACREE, TJ	84	1	2007
ADAM, Gary	62	1	1973
ADAMS, DeMoine	94	1	2004
ADAMS, Johnny	20	2	2017-18
ADEBAYO, BO	48	1	2014
ADJEI, Natey	3	4	2016-19
ADJEI, Peter	47	1	2022-23
ADRIAN, Doug	---	1	1953
AFIF, Patrick	63	1	2010
AGUIRRE, Joe	75	1	1952
AIDOO, Kojo	39	1	2003
ALBERT, Nick	---	1	1949
ALEXANDER, Deontez	---	1	2023
ALEXANDER, Donovan	10	3	2011-13
ALEXANDER, Gregory	95	2	2014-15
ALFORD, Paul	49	1	1950
ALLEN, Damon	9	6	1985-88, 1993-94
ALLEN, Doug	7	1	1986
ALLEN, Ernie	19	1	1967
ALLISON, Buford	54	1	1967
ALSTON, Charles	95	3	2005-07
ALSTON, Richard	86	1	2006
AMBROSIE, Randy	57	5	1989-93
AMEDEE, Lynn	10, 11	2	1963-64
AMOS, Willie	3, 14	1	2009
ANABO, Jon	14, 19	2	1964-65
ANDERSON, Bruce	23	1	2021
ANDERSON, Damien	32	2	2007-08
ANDERSON, Frank	51, 70	6	1952-57
ANDERSON, Stephen	92, 96	3	2000-02
ANDERSON, Zach	92	1	2007
ANDREWS, Rupe	74	1	1955
ANDRUSYSHYN, Zenon	17	1	1982
ANGLIN, Tony	41	1	1984
ANKRAH, Andrew	79	1	2021
ANNUNZIATA, Sandy	54, 66	2	1995, 2005
ANOAI, Joe	99	1	2008
ANTIGHA, Tobi	0, 5	2	2022-23
ANTHONY, Charles	10	1	1999
APPOLON, Wesly	48	2	2022-23
APPOLON, Woodly	33	1	2023
ARBUCKLE, Nick	9	1	2022
ARCENEAUX, Emmanuel	84	2	2022-23
ARCHER, David	18	1	1998
ARMSTRONG, Jason	3	2	2010-11
ARMSTRONG, Calvin	59	3	2009-10
ARMSTRONG, Chris	77	2	1991-92
ARMSTRONG, Derick	84	1	2010
ARNOLD, Claude	97, 99	3	1952-54
ASARE, Kwabena	62	1	2019
ASH, Ray	52	2	1964-65
ASHLEY, Donnie	87	3	1999-01
ASSMANN, Charles	30, 44	4	1998-01
ATCHESON, Jeff	14	1	1970
ATOGWE, Imokhai	5	1	2004
AVERY, John	20	1	2002
B			
BABB, Mike	16	1	1991
BABOULAS, Adam	69	1	2014
BADIE, Sherman	28	1	2022

PLAYER	JERSEY #	SEASONS	YEARS
BAFFOE, Simon	32	1	2001
BAGGS, Stevie	97	1	2007
BAILEY, CJ	43	1	2011
BAILEY, David	90	2	1994-95
BAILEY, Devon	81	2	2014-15
BAILEY, Fred	6	3	1999-01
BAILEY, Kory	82	1	2003
BAILEY, Morris	56	1	1950
BAILEY, Tom	53	1	1971
BAILLIE, Ray	61	2	1962-63
BAIN, Lu	19	1	1966
BAIRD, Adrian	90	1	2008
BAIRD, Don	14, 18	2	1999, 2001
BAKER, Shalon	5	2	1995-96
BAKER, Terry	12	1	1967
BAKWER, Tim	50, 64, 72	6	2000-02, 2006-08
BALDWIN, Jack	---	1	1949
BALKOVEC, Frank	49	4	1984-87
BALOG, Brock	32	1	2003
BARNES, Jason	81	3	2009-11
BARNETTE, Keith	27	1	1976
BARRENECHEA, Agustin	39	2	2007-08
BARRETT, Anthony	73	2	2014-15
BARRIE, Wally	20	1	1961
BARRY, Don	42, 43, 12	1951-62	55, 83
BARTLETT, Bryce	37	1	2019
BASS, Danny	30	8	1984-91
BATEMAN, Kemonte	88	1	2013
BATES, Kelly	62	1	2010
BATISTE, D'Anthony	67	4	2014-17
BATSON, Andre	83	1	1999
BATTLE, Jim	54	2	1964-65
BAUMAN, Chris	87	1	2011
BAZZIE, Alex	54	2	2018-19
BEARD, David	57	7	2015-22
BEATON, Bruce	62	7	1998-03, 2005
BEATON, John	71	4	1973-76
BEATTY, Derrick	17	2	1996-97
BEAUDRY, Michael	35	1	2022
BEAULIEU, Jordan	16	2	2018-19
BEC, Randy	29	1	1989
BEDARD, Martin	48	1	2021
BEHAR, Nathaniel	11	2	2017-18
BELL, Graeme	24	2	2009-10
BELL, James	17	2	1985-86
BELL, Joel	68	1	2012
BELL, John	74	2	1957-58
BELL, Kerwin	12	1	1995
BELL, Roy	14	5	1972-76
BELL, ShaKir	33	1	2015
BELSER, Caesar	40	2	1972-73
BELUE, Deion	15	1	2015
BENDIAK, Steve	71, 74	9	1952-60
BENEDICK, Al	54	1	1969
BENJAMIN, Steve	24	2	1987-88
BENNETT, Roy	20	1	1991
BENOIT, Sheldon	99	4	2001-04
BENSON, Les	68	1	1976
BENSON, Howard	40	2	2012-13
BENSON, Mike	65	1	1963
BERRY, Bertrand	90	1	2000
BERRY, Brent	61	1	1967
BERRY, Ed	13	2	1993-94

PLAYER	JERSEY #	SEASONS	YEARS
BERRY, Lindy	43	2	1950-51
BERRYMAN, Tim	35	1	1976
BERTRAND, Mathieu	30	9	2004-12
BETRIDGE, Ed	41	1	1965
BETTS, Mathieu	9	2	2019, 2021
BIERRIA, Keishawn	44	1	2021
BILL, Jimmy	---	3	1919-21
BINDER, Nate	82	1	2010
BIRD, Larry	52	1	1967
BIRD, Steve	8	1	1985
BIRDINE, Larry	92	1	2010
BITSKO, Mickey	55	1	1966
BLAIR, Don	20	3	1996-98
BLAIR, Stanley	5	3	1987-89
BLAKE, Eric	19	1	2021
BLAKE, PJ.	---	2	1960-61
BLANCHARD, Joe	60	3	1951-53
BLANCHARD, Leo	59	9	1979-87
BLOUNT, Eric	35	3	1995-97
BLUGH, Leroy	41, 89	11	1989-99
BOBO, Phillip	86	1	1999
BOATENG, Kwaku	93	4	2017-19, 2021
BOLDUC, Andre	12	1	1997
BOLINGER, Bo	55	1	1956
BOLZON, Nereo	36	2	1982-83
BOND, Travis	58	2	2018-19
BONNER, Brian	22	1	2011
BORHOT, Saleem	23	1	2010
BOONE, David	64	7	1977-83
BOOSE, Dorian	91	2	2003-04
BORGER, Josh	33	1	1981
BOTTERILL, Michael	34, 55	2	2006-07
BOURGEOIS, Michel	63, 94	5	1989-93
BOULAY, Mathieu	77	2	2014-15
BOWERS, DaQuan	92	1	2017
BOWLES, Trevor	66	6	1987-92
BOWMAN, Adarius	4	7	2011-17
BOYD, Cory	28	1	2012
BOYKO, Brett	69	1	2023
BRADLEY, Jykine	9	1	2011
BRADLEY, Mike	22	6	2002-07
BRADY, Donald	26	5	2002-06
BRAIDWOOD, Adam	91	5	2006-10
BRANCH, Clair	21, 41	2	1963-64
BRANCH, Jesse	---	1	1965
BRASWELL, Jeff	44	2	1989-90
BRATTON, Darrius	24	1	2023
BRAZZELL, Chris	84	2	2001-02
BREWER, Ron	61	1	1966
BRIGGS, Bubba	56, 64	2	1973-74
BRIGGS, Bill	40, 41, 42, 51, 60, 72	8	1950-57
BRIGHT, Johnny	24, 84	11	1954-64
BRIGHTWELL, Doug	61	1	1950
BRILEY, Lowry	22	1	1974
BRINKLEY, Lorenzo	71	1	1972
BRISCOE, Jeremiah	14	1	2019
BRITTS, Sam	45	2	1973, 1975
BROCKIE, Jack	---	2	1938-39
BRODRIQUE, Michael	44	1	2023
BROOKS, Shannon	22	1	2023
BROOMELL, Brian	9	2	1980-81
BROWN, Charlie	65	2	1964-65
BROWN, Darcy	18	1	2012
BROWN, Eddie	4, 88	5	1993-97
BROWN, Elliott	41	1	2023

PLAYER	JERSEY #	SEASONS	YEARS
BROWN, George	46	1	1950
BROWN, Justin	95	2	2009-10
BROWN, Kevin	4	2	2022-23
BROWN, Nekos	99	1	2013
BROWN, Robert	92	6	1998-01, 2006-07
BROWN, Scotty	---	6	1922-30
BROWN, Trent	28	8	1991-98
BROWN, Weldon	35	3	2010-12
BRUNSON, Blake	---	3	1922-24
BRYANS, Ian	34	4	1976-79
BRYANT, Al	87, 94	3	1952-54
BRYANT, Charlie	35	1	1971
BUGGS, Danny	75	1	1980
BUHL, Jonté	25	4	2006-09
BURTON, Harry	33	2	1949-50
BULLITT, Terrance	33	1	2017
BURKE, Fabian	19	4	2001-04
BURNETT, Joe	22	3	2012-14
BURNETTE, Russ	---	2	1921-22
BURRIS, Kurt	42, 55	3	1955, 1957-58
BURSE, Tony	34	3	1996-98
BURTON-KRAHN, Luke	52	1	2023
BUTCHER, Dan	53	2	1982-83
BUTLER, Al	72	1	1973
BUTLER, Gregg	28	4	1977-80
BUTLER, Hakeem	81	1	2022
BUTLER, Thermos	21	2	1968-69
BUTLER, Wayde	8	1	1993
C			
CAMERON, Dechane	6	1	1992
CAMERON, Roy	15	1	1961
CAMPBELL, Dave	25	2	1974-75
CAMPBELL, Kelly	71	2	2008, 2010
CAMPBELL, Dr. Robbie	19, 77	2	1967-68
CAMPBELL, Sam	70	1	1970
CAPERS, Selvish	54	1	2014
CAPHAM, Ron	41, 61	3	1965-67
CAPICCIOTTI, Justin	92	2	2012-13
CARIGNAN, Jack	---	1	1922
CARR, Craig	33	2	2000-01
CARR, Greg	18	1	2012
CARSON, Glen	61	6	2001-06
CARTER, Alex	96	1	1988
CARTER, Duron	8	1	2022
CARTER, Grant	47	2	1999-00
CARTER, Jodie	20	1	1974
CARTER, Kent	63	1	1976
CARTER, Matt	86	2	2012-13
CARTER, Michael	29	1	2015
CARTER, Perry	18	2	2000-01
CASHER, Chris	90	1	2021
CASTILLO, Sergio	14	1	2022
CAVIL, Kwame	82	1	2005
CAWNESS, Grady	23	1	1996
CELESTINE, Jonathon "J.J."	74	1	1992
CENDER, Peter	46	1	2019
CERESNA, Jake	94	4	2018, 2021-23
CHAHINE, Samir	51	3	1998-00
CHALLENGER, Kevin	84	2	2008-09
CHAMBERS, Jim	90	3	1951-53
CHAMBERS, Shamawd	17, 88	5	2012-15, 2017
CHANCELLOR, Art	---	1	1965
CHAPMAN, Kurt	55	3	1984-86
CHAPMAN, Vic	75	4	1959-62
CHARBONNEAU, Steve	93, 98	5	2002-06
CHARLES, Hency	5, 6, 10	3	1995, 2000-01
CHARLES, Hugh	7	3	2011-13
CHARLES-PIERRE, Olivier	99	1	2023

PLAYER	JERSEY #	SEASONS	YEARS
CHEATWOOD, Tim	49	1	2007
CHEVRIER, Randy	66	2	2002-03
CHICK, John	97	1	2017
CHORNEY, Terris	61	2	1993-94
CHOWN, Tom	---	1	1973
CHRISTENSEN, Jay	87	3	1992-94
CHRISTENSEN, Keith	64	2	1970-71
CHRISTIAN, J.B.	52	2	1968-69
CHROBAK, Dick	40, 50, 60, 62	4	1961-64
CIEZKI, Chris	22	3	2008-10
CLARIDGE, Bruce	71	1	1963
CLARK, Matt	85	1	1998
CLARK, Ray	22	1	1977
CLARKE, Bob	34	1	1973
CLARKE, Delroy	24	2	2011-12
CLARK, Rusty	10	2	1970-71
CLARKSON, Frantz	26	3	1999-01
CLARKSON, Reg	---	1	1949
CLEARY, Tom	98	1	1950
CLEMENTS, Malik	42	1	2021
CLEMETT, Jason	35	1	2001
CLOMAN, Scott	82	1	2004
CLUTTS, Tyler	92	1	2008
COATES, Sherrrod	47	1	2006
COBB, Gavin	85	1	2006
CODY, Tay	6	1	2005
COE, Nick	97	1	2022
COE, Scott	24	1	2008
COEHORN, Nate	85	5	2011-15
COFFEY, Tommy Joe	77, 78	7	1959-60, 1962-66
COFFIN, H.	---	1	1939
COFIN, Mark	41	1	1979
COLBERT, Darryl	76	2	1990, 1992
COLCLOUGH, Ricardo	26	1	2012
COLE, Kevin	35	1	1982
COLEHOUS, Corey	18, 22	2	1968-69
COLEMAN, Andre	78	1	2010
COLEMAN, Quincy	25	4	2001-04
COLEMAN, Thaddeus	68	3	2013-15
COLLINS, Aaron	93	1	2001
COLLINS, Dobson	8	2	2011-12
COLLINS, Gerry	30	2	1995-96
COLLINS, Jalen			



PLAYER	JERSEY #	SEASONS	YEARS
DRAHEIM, Tommie	64	2	2018-19
DREW, Hande	10	2	2009-10
DUBLANKO, Curtis	33	1	2014
DUBUC, Deitan	89	2	2005-06
DUBUISSON, Mike	27, 29	5	2014-16, 2022-23
DUKE, Walter	---	1	1922
DUMARESQ, Mike	53	5	1990-94
DUNBAR JR., Steven	7	1	2023
DUNCALFE, Don	50, 60	5	1959-63
DUNDAS, Ron	74	1	1961
DUNIGAN, Matt	16	5	1983-87
DUNN, Fred	12	2	1970-71
DUNN, Kasey	72	1	1992
DUNSWORTH, Dr. Brian	34	2	1949-50
DUNSWORTH, Dr. Marcus	---	4	1921-24
DUPUIS, Alex	44	2	2017-18
DUPUIS, Dick	17	9	1968-76
DURDEN, Mike	17	2	1983-84
DURDEN, Reggie	5	1	2006
DURNO, Don	63	1	1950
DUVAL, Damon	38	1	2011
DYE, Nat	55, 61	6	1959-64
DYE, Pat	15, 71	2	1961-62
E			
EALY, Kony	90	2	2022-23
EASLEY, Dave	16	1	1976
EBELL, Tyler	27	1	2007
EBEN, Mike	22	1	1970
ECUYER, Al	53	7	1959-65
EDWARDS, Armani	80	1	2021
EDWARDS, Chris	26	2	2017-18
EDWARDS, Earl	67	2	1967-68
EDWARDS, Earnest	81	1	2021
EDWARDS, Eric	24, 27	2	1999-00
EGBULE, Emeke	49	1	2023
ELAM, Matt	22	1	2022
ELLINGSON, Greg	82	2	2019, 2021
ELLIOTT, Brett	16	1	2007
ELLIOTT, Kevin	18	1	2019
ELLIS, Avery	95	1	2022
ELLIS, Craig	33	4	1989-92
ELLIS, Kai	93	2	2009-10
EL-MASHTOUB, Hichem	56	1	1999
ELSEY, Earl	---	1	1949
EMBREE, John	75	1	1971
EMERSON, Tom	65	2	1958-59
EMERY, Ab	---	3	1920-22
ENRIGHT, Jimmy	---	4	1920-23
ENRIGHT, Ray	86, 91	3	1951-53
EPSTEIN, Hayden	7	1	2005
ERDMAN, Jerome	19	1	1989
ESHENKO, Peter	15	1	1983
ESTAY, Ron	55	9	1973-81
EVANS, John	8	1	1984
EVANS, Nate	46	1	2022
EWBANK, Bob	91	1	1953
EYSTER, Scott	16	1	2007
EZOR, Blake	35	1	1992
F			
FAHRNER, Dave	35	1	1970
FAITHFULL, Dean	18	1	2023
FALONEY, Bernie	90	1	1954
FARLINGER, John	18	6	1973-78
FARRAWAY, Mark	51, 91	1	1997
FAUVER, Jim	---	1	1965
FENEBOCH, Chuck	---	1	1949
FENNELL, Dave	65	10	1974-83
FERGUSON, Ken	42	4	1969-72
FERGUSON, Larry	10, 21	2	1964-65
FERRUGHELLI, Steve	33	1	1976
FESTERYGA, George	86	2	1951-52

PLAYER	JERSEY #	SEASONS	YEARS
FFRENCH, Maurice	88	1	2023
FIACCONI, Aaron	51	5	2007-11
FIGUEROA, Joel	61	2	2017-18
FIGURS, Yamon	83	1	2012
FILCHOCK, Frank	87	2	1951-52
FILS, Pascal	34	3	2010-12
FINK, Mike	22	2	1975-76
FISHER, Ray	6	1	2011
FLEISHER, Larry	50, 52	4	1960-63
FLEISZER, Tim	34	1	2005
FLEMING, Sean	3, 11	16	1992-07
FLETCHER, Walter	25	1	2021
FLIPEEN, Bob	92	1	1952
FLOWERS, Jason	20	1	2007
FLOYD, Anthony	33	1	2006
FLOYD, Homer	16	1	1959
FLOYD, Lucius	33	3	1993-95
FLOYD, Otis	97	1	2000
FLUTIE, Darren	82	2	1996-97
FLYNN, Don	96	1	1958
FOLGIE, Rickie	14, 16	2	1993-94
FOLLE, Anthony	5	1	1999
FORBES-MOMBLEAU, Vincent	82	2	2022-23
FORD, Tre	2	2	2020-23
FORTIE, Eldon	15, 21	1	1963
FORWICK, Ron	63	10	1965-74
FOSS, Mel	51	2	1963-64
FOSTER, Akeem	88	1	2014
FOSTER, Gene	16	3	1971-73
FOSTER, Otha	37	2	2014-15
FOUCAULT, David	68	2	2022-23
FOURNIER, Samuel	28	2	2010-11
FOWLER, Bill	---	1	1921
FRACAS, Gino	20, 55, 60, 88, 93	8	1955-62
FRAIETTA, Emilio	37	5	1979-83
FRANCIS, Andre	14	2	1989-90
FRANCISCO, Kent	71	1	1966
FRANK, Malcolm	10	8	1996-98, 2002-06
FRANKENBERGER, J.T.	67	1	1959
FRANKLIN, Ian	7	2	1997-98
FRANKLIN, James	14	3	2015-17
FRANKLIN JR., Marloshaw	32	1	2023
FRASER, Frank	15	1	1962
FRECHETTE, Ted	16, 18	2	1962-63
FREELON, Solomon	59	2	1975-76
FREEMAN, Tom	19	1	1966
FRITZ, Bob	---	2	1938-39
FRYER, Brian	77	8	1978-85
FULLWOOD, Everett	71, 73	1	1967
FULTON, Charlie	12	2	1968-69
G			
GABE, C.J.	2, 39	3	2017-19
GABRIEL, Jermaine	23	1	2021
GAERTNER, Jordan	31	2	1990-91
GAINER, Bruce	40	1	1971
GAINES, Darryl	3	1	1988
GAINEY, Ed	6, 11	2	2022-23
GALLIS, B.J.	95, 98	1	1999
GAMBLE, R.C.	21	1	1970
GANGAROSSA, Chris	69	1	2021
GARCIA, Antonio	51	1	2022
GARNETT, Andrew	60	2	2022-23
GARRETT, Shannon	23	9	2000-08
GASS, A. J.	41, 77	10	1990-99
GASSER, Dave	65	6	1967-72
GAY, Tommy	54	1	1972
GAYLOR, Trevor	85	3	2005-07
GELHAVE, G.	---	1	1939
GEORGE, Chris	15	1	1995

PLAYER	JERSEY #	SEASONS	YEARS
GEORGE, Jeff	29	1	1986
GERGLY, Larry	---	1	1964
GERHART, Tommy	45	1	1998
GERMANY, Jim	25	7	1977-83
GESSE, Joash	44	2	2013-14
GETTY, Don	27, 10	10	1955-64
GIBBON, Jesse	67	1	2022
GIRARD, Philippe	44, 91	4	1998-01
GLANTZ, Don	66	1	1955
GLASS, Iyquan	19	1	2019
GLATT, Javier	6	1	2010
GLENN, Kevin	5	1	2018
GLOVER, Richard	98	1	1994
GOLD, Mike	60	1	1969
GOLUBOFF, Dimitri	45	2	1949-50
GOLIZ, Justin	12	1	2014
GONNERMAN, Darwin	18	1	1970
GOOCH, Keith	18	1	1990
GOODS, Bennie	40	9	1990-98
GOODS, Bill	---	1	1969
GORDON, Lawrence	19	1	1917
GORDON, Robert	94	1	2009
GORDON, Scott	26	1	2009
GOSICH, Peter	50	1	1952
GOSS, Jason	4, 12	4	2007-10
GOUGH, John	41, 74	1	1953
GRANT, Rob	8	2	2003-04
GRAY, Ed	52, 61, 68, 78	6	1957-62
GRAY, Kai	29	1	2023
GREAVES, Chris	62	1	2015
GREEN, Bruce	38	2	1986-87
GREEN, Chris	53	2	1995-96
GREEN, Skyler	87	2	2009-10
GREEN, Tanner	27	5	2018-19, 2021-23
GREENE, Nealon	15	3	1999-01
GREENLEE, Fritz	51	1	1970
GREENWOOD, Cory	27	1	2017
GREINER, John	71	1	1965
GRICE-MULLEN, Ryan	11	1	2011
GRIFFIN, Jerry	30, 33	7	1967-73
GRIFFIN, Malikia	6	1	1998
GRIGSBY, Nick	2	1	2015
GRIMSBRU, Lloyd	61	1	1977
GROENEWEGEN, Leo	59	10	1994-03
GROHOVAC, Phillip	59	1	2023
GROULX, Danny	50	3	2015-17
GRYMES, Aaron	36	6	2013-18, 2021
GUILLORY, Brandon	41, 42	3	2006-08
GUTHRIE, Jaylan	63	1	2022
GUYTON, A.J.	62	1	2014
GWINN, Ross	87	1	1971
H			
HAGAN, Darian	3, 4	2	1995-96
HAGEMOEN, Ian	41, 54	1	1964
HALL, Darran	4	1	2001
HALL, Darryl	24	2	1984-85
HALL, Ken	82, 96	1	1957
HAM, Tracy	8	6	1987-92
HAMILTON, Brandon	29	1	1994
HAMILTON, Jay	29	3	1996-98
HAMILTON, Skip	58	1	1984
HAMLIN, Nate	25	1	2022
HANKINSON, John	18	1	1968
HANNAH, Tito	92	1	2002
HANSEN, Howie	---	1	1951
HARDING, Greg	4	2	1986-87
HARDY, Chris	8	6	1997-02
HARDY, Norris	---	1	1939
HARDY, Robert	35	1	1992
HARGREAVES, Aaron	14	1	2012

PLAYER	JERSEY #	SEASONS	YEARS
HARPER, Glenn	18	5	1992-96
HARPER, John	62	2	1969-70
HARRELL, Calvin	19	5	1972-76
HARRINGTON, Evan	28	1	2012
HARRIS, AJ	34	4	2008
HARRIS, Odie	17	1	1998
HARRIS, Sammie	12, 22	2	1963-64
HARRIS, Trevor	7	2	2019, 2021
HARRIS, Tuff	26	1	2011
HARRIS, Will	25	1	2010
HARROD, Rob	80	3	2000-02
HARRY, Jamie	28	1	2022
HART, Ben	75	1	1968
HART, Stu	38	2	1938-39
HARTMANN, Raye	20	2	2014-15
HARVEY, Dunc	20	3	1961-63
HARVEY, Peter	11	1	1983
HATFIELD, Harold	73	2	1951-52
HAYES, Gary	28	3	1981-83
HAYS, Thos	---	1	1939
HAYTON, Bob	94	1	1954
HAYWOOD, Jerome	99	1	2009
HAZELTON, Vidal	15	3	2016-18
HEASMAN, David	54	2	1998-99
HEATH, Ted	---	2	1938-39
HENDERSON, R.	---	1	1939
HENDERSON, Reed	65	2	1956-57
HENDERSON, Robert	93	1	2011
HENDRICKS, Bart	17	3	2002-04
HENDRICKSON, Craig	58	2	1994-95
HENRY, Andrew	24	1	2001
HENRY, Dwight	19	1	2000
HENRY, Makana	74	1	2022
HENRY, Marcus	71, 89	3	2011-13
HENRY, Tommy	13	2	1997-98
HENRY, William "Bill"	63	1	1994
HENSHALL, Jim	20	4	1970-73
HENTSCHEL, York	69	5	1976-80
HERBERT, Dave	77	2	1972-73
HERGET, Todd	45	1	1994
HERRMANDEZ, Joe	11, 16, 22	6	1963, 1966-70
HERRON, Lamar	39	1	2009
HERTZFELD, Gary	12	1	1964
HEYEN, Ed	81	8	1999-06
HEYENFELDT, Bob	75	1	1955
HICKEY, Frank	37	2	1949-50
HICKIE, Paul	14	2	1983-84
HICKS, Anthony	45	1	1999
HIGBY, Tyler	64	1	2021
HIGGINS, Jim	55	2	1964-65
HIGHBAUGH, Larry	13, 73	12	1972-83
HIGHTOWER, Forrest	12, 35	3	2017-19
HILLBRAND, Mike	24	2	1989-90
HILL, Anthony	11	1	1995
HILL, Bill	20, 74	2	1961-62
HILL, Erem	80	2	2009-10
HILL, Stewart	36	7	1984-90
HILL, T.J.	12, 18	5	2009-13
HINDS, Ryan	34	3	2013-15
HINES, Tyrone	90	1	1999
HINSE, Gord	57	5	2009-13
HITCHCOCK, Rob	42	1	2007
HOBBS, Harry	40	2	1949-50
HODGSON, Laurie	50, 83	5	1952-56
HOEL, Bob	---	1	1939
HOFFMAN, Dalton	24	1	1965
HOFFMAN-ELLIS, Alex	12	2	2016-17
HOLLAND, Robert	17	3	1993-95
HOLLEY, Caleb	17	1	2022
HOLLIMON, Joe	29	10	1976-85
HOLLIS, Kenny	45	1	2007

PLAYER	JERSEY #	SEASONS	YEARS
HOLMES, Ben	11	1	2022
HOLYCHUK, N.	---	1	1929
HOOD, Jonathan	13	1	2008
HOOPER, Jordan	28	4	2017-19, 2021
HORTIE, Bill	53	1	1950
HOSKINS, Trey	16	1	2022
HOUMARD, Bob	33	1	1971
HOUSE, Rick	31, 33	4	1985-88
HOWARD, Jamar	83	1	2013
HOWARD, Marcus	91	7	2011-17
HOWARD, Ron	28	4	1985-88
HOWELL, Lyle	---	2	1938-39
HOWES, Bob	53	10	1972-81
HOWLETT, Steve	89	3	1965-87
HUBER, Max	60	1	1968
HUBERT, Henry	51, 53, 54	4	1968-71
HUCKLACK, Dan	23	1	1985
HUDSON, George	56	2	2000-01
HUFF, Marty	35	2	1973-74
HULL, Tom	45	1	1976
HUMMER, George	40	1	1969
HUNT, Reggie	6	1	2009
HUNT, Phillip	54	2	2016-17
HUNTER, James	66, 99	2	1983-84
HUNTER, Malvin	37, 46	8	1993-00
HUNTER, Monshadrik	41	2	2018



PLAYER	JERSEY #	SEASONS	YEARS
KIMOFF, Bob	80	4	1955-58
KING, Henry	25	2	1970-71
KING, Mike	55, 59, 62, 82	8	1950-57
KING, Neil	43	3	2016-18
KING, Pat	---	1	1949
KING, Ryan	53	8	2012-19
KINISKI, Gene	50, 61	3	1949, 1952-53
KINLAW, Rodney	32	1	2009
KINNEY, Dale	69	1	1983
KINNEY, Kelvin	92, 97	3	2002-04
KIRK, Ernie	56	2	1975-76
KIRKLAND, Tremayne	89	1	2010
KMECH, Mike	56	7	1956-62
KNECHTEL, Dave	68	1	1973
KOCH, Cary	84	2	2012-13
KOCH, Kyle	61	4	2009-12
KOINZAN, Craig	68	1	1974
KONAR, Adam	38	6	2015-18, 2022-23
KONIHOWSKI, John	72	7	1974-80
KORTE, Mark	65	2	2022-23
KOSICK, Tony	---	1	1939
KOSTIN, Mike	16	1	1964
KOZAK, Tiger	---	1	1951
KRATZER, Greg	89	1	1988
KRAUSE, Jerry	---	1	1949
KRAUSNICK, Alex	54	2	2013, 2015
KREBS, Hal	53	1	1956
KREBS, Tom	56	1	1983
KRUGER, Oscar	14, 94, 96	12	1954-65
KRUPEY, Steve	56	5	1991-95
KUCY, Ed	56	1	1996
KUNYK, Gerald	17	1	1976
KUPP, Andy	57	1	1973
KWONG, Normie	15, 95	10	1951-60
LACEY, Deon	40	4	2014-16, 2022
LADLER, Kenny	37	2	2016-17
LaROSE, John	40, 66	8	1967-74
LAGUDA, Afolabi	22	1	2021
LAMB, Jack	40, 41, 67	6	1955, 1960-64
LAMBROS, Mike	32	4	1972-75
LANG, Brandon	96	2	2012-13
LANG, Stu	15	8	1974-81
LaPLANTE, J.	---	1	1929
LAPUTKA, Tom	61	2	1975-76
LaROSE, J.R. (Alozie)	37, 43	4	2005-08
LASHUK, Mike	28, 88	7	1957-63
LAURENT, Ted	94	3	2011-13
LAVERNS, Tim	75	1	1967
LAVORATO, Pete	7	7	1975-81
LAW, Mike	27	6	1967-72
LAWLER, Kenny	89	1	2022
LAWRENCE, Alonzo	6	1	2014
LAWRENCE, Kendial	32	3	2014-15, 2017
LAWRENCE, Larry	19	1	1971
LAWRENCE, Simoni	48	1	2012
LAYTON, Don	27	1	1975
LeBLANC, Robert	3	2	2005-06
LEDBETTER, Cody	9	1	1996
LEE, Jermaine	93	1	2006
LEE, Marvin	51	1	1964
LEE, Michael	8, 72	1	1994
LEFFBvre, Garry	10, 11	9	1966-69, 1972-76
LeFORS, Stefan	17	2	2007-08
LEFSRUD, Kevin	65	4	2003-05, 2007
LEGARE, Etienne	95	3	2010-12

PLAYER	JERSEY #	SEASONS	YEARS
LEIBERMAN, Moe	---	2	1921-22
LEMMERMAN, Bruce	10	8	1971-78
LEMON, Shawn	79	1	2012
LEONARD, AC	6	1	2023
LEONARD, Raphael	9, 88	1	2022
LESTER, Brad	33	1	2010
LEWIS, Marcus	73	5	1958-62
LEVENSELLER, Mike	73	1	1982
LEWIS, Eugene	87	1	2023
LEWIS, Fred	25	1	2001
LEWIS, Loyd	75	1	1992
LEWIS, Marcus	26	1	2023
LEWIS, Peter	60	1	1964
LEZI, Gilles	32	1	2004
LIGHTEN, Desmond	55	1	2012
LINDLEY, Earl	75, 81	4	1954-57
LINDSTROM, Mike	87	1	2007
LIPPMAN, Glen	85	1	1954
LISBON, Don	21, 24	2	1967-68
LLOYD, Maurice	47	2	2009-10
LOCHARD, Pascal	25, 34	2	2017-18
LOCKLEY, Kai	10	2	2022-23
LOFTON, Eric	68	1	2019
LOFTUS, William	18	3	2005-07
LOGAN, Tony	32	1	2012
LOLAR, Morris	25	3	1993-95
LOPEZ, Hugo	19	2	2011-12
LORD, Don	81	3	1951-53
LORINO, Tommy	---	1	1959
LOUCKS, Don	---	2	1949-50
LOUGHEED, Peter	30	2	1949-50
LOUIS, Claudell	91	1	2022
LOUIS, Cliff	58	1	2013
LOWERY, Joe	28	1	1976
LUCIER-SOUTH, Keisean	77	1	2022
LUE, Andrew	19	1	2017
LUMSDEN, Jesse	28	1	2009
LUMSDEN, Neil	32	6	1980-85
LUND, Gordon	23	1	1967
LYLES, Jamel	22	1	2022
LYON, Nafees	24	2	2021-22
LYONS, Damien	10	4	1991-94
LYNCH, Jordan	5	1	2015
LYSKIEWICZ, Leon	61	1	1983
MAAS, Jason	12	9	2000-05, 2008-10
MacCREADY, Derek	79	3	1996-98
MacDONALD, Ian	---	1	1939
MACHAN, Tom	51, 65, 67	3	64, 65, 66
MacKAY, Glenn	81	1	2012
MACKIE, Mark	91	2	2018-19
MacLEOD, Ian	14	4	1966-69
MacLEOD, Ray	4	2	1990-91
MACRAE, Jim	41	2	1949-50
MAGANJA, David	69	1	1985
MAKONZO, Enoch	43	2	2022-23
MAKONZO, Ethan	44	1	2022
MALBROUGH, Anthony	20	1	2009
MAUVEAUX, Kelly	27	1	2009
MANCHARUK, Bill	75	2	1981-82
MANDARICH, John	69, 75	6	1984-89
MANKINS, Jim	19	1	1970
MANLEY, Willie	66	2	1953-54
MANN, Maurice	86	3	2007-09
MARCONTELL, Ed	50	1	1968
MARCFOS, Andy	---	1	1988
MARBLE, Paul	70	1	1974
MARSH, Steven	13	3	2004-06
MARSHALL, Blake	22	7	1987-93
MARSHALL, Greg	38	3	1982-84
MARSHALL, Jalin	5, 7	1	2022

PLAYER	JERSEY #	SEASONS	YEARS
MARTIN, Billy	16	1	1965
MARTIN, Errol	38, 41	6	1993-98
MARTIN, Rusty	62	1	1966
MARTIN, Willie	50	6	1973-78
MASOLI, Jeremiah	6	1	2012
MASON, Kevin	12	1	1999
MASON, Miles	69	1	2013
MASOTTI, Christian	75	1	1991
MASTON, Mercy	29	2	2017-18
MATHEWY, Bil	---	1	1939
MATHERNE, Wayne	8	2	1975-76
MATHIS, Mark	13	2	1990-91
MAURER, Mike	19	5	2005-09
MAYES, William	96	1	1999
MAYSON, Tom	32	2	1949-50
MAYSON, Vic	91, 96	2	1952-53
MAZZOLI, Nick	80	2	1995-96
McALLISTER, Jack	---	1	1982
McANDREWS, Stewart	46	1	2023
McCARNEY, Bob	21	1	1972
McCARNEY, Brendon	25	1	1969
McCARNEY, Calvin	28, 31	13	2007-19
McCLENDON, Ron	5, 24	5	2004-08
McCULL, Dexter	45	2	2014-15
McCULL, Red	---	1	1922
McCONNELL, Andrew	55, 93	3	1988-90
McCROD, Quentin	80	1	2007
McCORMICK, Greg	90	1	1987
McCORVEY, Kez	85	2	2000-01
McCOY, Rico	43	1	2011
McCULLOUGH, Saladin	33	1	1999
MCDONALD, Grant	33	1	2021
MCDONOUGH, Dan	42	1	1974
McDOUGALL, Gerry	21	1	1967
McFIELD, Daaron	98	1	2001
McGOWAN, George	76	8	1971-78
McGRATH, Joe	63	7	2004-10
McGRIFF, Don	---	1	1939
McGREGOR, Bob	33	3	1972-74
McKASSON, Roy	40	1	1961
McKEE, Grant	73	2	1964-65
McKEE, Walt	73	1	1975
McKENNY, Bill	22	1	1962
McKEVER, Pharaoh	90	1	2022
McKILLOP, John	18	1	1968
McKINLEY, Cedric	92	2	2014-15
McKNIGHT, Brody	14	1	2012
McKNIGHT, Maurice	40	1	2018
McLANE, Rhett	50	3	2005-07
McLAREN, Rob	44	3	1974-76
McLAURIN, Mark	49, 8	2	2022-23
McLEAN, Mike	45	7	1986-92
McLEOD, Mike	18	5	1986-84
McLEOD, Ray	55, 60	2	1953-54
McMANUS, Danny	14	2	1996-97
McMASTER, Harry	88	1	2019
McMILLAN, Leigh	85	3	1955-57
McNEAL, Reggie	3	1	2011
McNEIL, Pat	31	1	1978
McNEILL, Scott	55	1	1995
McNERNEY, Pat	58, 95	2	1995-96
McVEIGH, John	46	1	1949
McWHINNEY, Glenn	93	3	1952-54
MEAKIN, Frank	---	1	1939
MEDLOCK, Justin	3	1	2010
MEINERT, Dale	65	1	1955
MENCER, Eli	42	1	2023
MENDRYK, Steve	39, 73, 86, 88, 89	9	1949-56, 1958
MENGEL, Matt	46	1	2022
MESKELL, Ryan	41	1	2022
MESSAM, Jerome	23	2	2011-12

PLAYER	JERSEY #	SEASONS	YEARS
MEYERS, Fred	81, 77	2	1958-59
MIDDLETON, Darel	75	1	2023
MILANOVIC-LITRE, Ante	34	1	2022
MILES, Jamal	3	2	2013-14
MILES, Rolie	18, 82, 98	11	1951-61
MILES, Wallace	3	1	2015
MILIAN, Ted	56	6	1978-83
MILLER, Calvin	77	1	1976
MILLER, Charles	28	1	1975
MILLER, Greg	33	1	1988
MILLER, Henry	16	1	1991
MILLER, Maurice	45	2	1996-97
MILLER, Mike	25, 44	5	2011-15
MILLINGTON, Sean	25, 35	2	1991, 1999
MILLS, Troy	20, 22, 33	5	1998-00, 2003
MILTON, Aaron	28	2	2014-15
MINCY, Jonathon	2	1	2021
MISPEKA, Keiki	30	1	2003
MITCHEL, Eric	31	1	1993
MITCHELL, Bill	40, 42, 50	3	1963-65
MITCHELL, Bryant	80	3	2016-18
MITCHELL, Carlton	82	1	2013
MITCHELL, Derrell (Mookie)	87	3	2004-06
MITCHELL, Dillon	17	2	2022-23
MITCHELL, Marko	3	1	2010
MITCHELL, Scott	67	3	2011-13
MITCHELL, William	41	1	1967
MITCHELSON, Barry	75	3	1964-66
MOBLEY, Singor	27	9	1995-96, 2000-06
MOBRA, Joe	77	3	1956-58
MOGUL, Lou	---	1	1949
MOHR, Larry	22	1	1986
MOLSTAD, Ed	60, 70, 74	6	1968-73
MONCRIEF, Derrick	10	1	2021
MONTAGANO, Dave	16	1	1977
MONTANA, Denis	86	1	2000
MONTFORD, Joe	53	2	2005-06
MOON, Warren	1	6	1978-83
MOORE, Joe	22	1	1974
MOORE, Ken	55	2	1949-50
MOORE, Kyran	3	1	2023
MOORE, Len	---	1	1921
MOORE, Mike	96	4	2017-19, 2021
MORGAN, Brendan	71	1	2017
MORGAN, Nyles	45	3	2021-23
MORGAN, Omarr	2	1	2007
MORRIS, Chris	60	14	1992-05
MORRIS, Frank	52, 57	9	1950-58
MORRIS, Gary	5	1	1993
MORRIS, Greg	19	1	2015
MOSS, Leroy	24	2	1974-75
MRABURE, Ese	92	1	2022
MUAMBA, Cauchy	8	4	2014-17
MUCKE, Tom	15	3	1991-93
MULUMBA-TSHIMANGA, Christophe	10	3	2017-19
MUMPHREY, Lloyd	93, 94	2	1987-88
MUNOZ, Damaso	45	4	2010-13
MUNOZ, Jose	56	1	1998
MURPHY, Brent	96	1	1985
MURPHY, Dan	3, 24	4	1991-94
MURPHY, Montez	95	1	2008
MURPHY, Volley	73	1	1971
MURRAY, Rico	33	1	2012
MUSE, Don	70	1	1975
MUSEDLTON, Steve	59	1	2014
MYERS, Shannon	88	2	1997-98
NAMANNY, Al	16	1	1971

PLAYER	JERSEY #	SEASONS	YEARS
NARBELL, Don	58	1	1950
NASH JR, Harold	37	1	2004
NEDO, Jason	39	1	2007
NELSON, Charles	4	1	2022
NELSON, Chris	92	1	2021
NELSON, Cole	55, 91	3	2021-23
NELSON, Picasso	29	1	1999
NELSON, Roger	55, 66	13	1954, 1956-67
NEPTUNE, Teddy	39, 44	1	2002
NETTLES, Tom	19	2	1969-70
NGOVI, Elie	55	3	2013-15
NICHOLS, Matt	16	4	2011-14
NIELSEN, Steven	61	2	2021-22
NIEUPSKI, Ron	25	1	1960
NOEL, Morris	28	1	1974
NOE, Lievi	80	1	2022
NOHRA, Mark	22	2	2000-01
NORMAN, Mark	23	5	1987-91
NORMAND, Christophe	37	1	2018
NORRIS, Bayne	23	8	1968-75
NORRIS, Kyle	48	1	2013
NOWACKI, Andrew	88	8	2004-11
NOVKOFF, Tyrone	59	1	2013
NUBENT, Jason	13, 20	3	2006, 2009-10
O'BRIEN, Danny	9	2	2017-18
O'BRIEN, Eddie	---	1	1939
OCTOBER, Winston	9	4	2001-04
ODOM, DeWayne	36	1	1992
O'DONNELL, Matt	64, 66	9	2012-19, 2021
O'NEILL, Hugh			



PLAYER	JERSEY #	SEASONS	YEARS
RANKIN, Bill	---	1	1921
RAY, Ricky	15	9	2002-03, 2005-11
RAY, Terry	28	4	1999-02
RAYAM, Thomas	55	3	1996-98
REAVES, Jordan	13, 10	2	2022-23
RECTOR, Christian	99	2	2021-22
RECTOR, Jamaica	85	3	2008-10
REDELL, Bill	12	3	1964-66
REDICK, Cornelius	79	1	1989
REED, Andre	93	1	2001
REED, Kavis	24	5	1995-99
REED, Ken	56, 60	2	1963-64
REESE, Albert	95	5	2000-04
REID, Jermaine	99	2	2011-12
REILLY, Mike	13	6	2013-18
REINSON, Roger	31, 43	5	2001-05
REMPEL, Chad	46	1	2021
RENFROW, Justin	58	1	2021
RENNIE, Bill	---	1	1939
RENNIE, Russ	---	1	1939
RESTELLI, Mark	44	3	2009-11
REYKDAL, John	41	2	1968-69
REYNOLDS, Keith	35	1	2015
RIBBINS, Peter	77	1	1977
RICHARD, Donovan	26	1	2013
RICHARDS, Jeff	24	1	2022
RICHARDS, Tom	25	5	1986-90
RICHARDSON, Dave	51	2	1988-89
RICHARDSON, Elliott	11	2	2009-10
RICHARDSON, Jamie	5	1	1998
RICHARDSON, Shaun	42	1	2009
RICKS, Michael	41	1	2012
RIMSTAD, Louis	---	1	1939
RING, Justin	36	4	1999-02
RIVERS, Gerald	97	1	2018
ROBERTS, Jed	43, 76	13	1990-02
ROBERTSON, Darrell	72	1	2008
ROBERTSON, Patrick	87	1	2014
ROBINSON, Jordan	22	2	2018-19
ROBINSON, Lee	56	1	2012
ROBITIS, Rae	51	1	1991
ROBINSON, Bradley	16	2	2008-09
ROBINSON, Durrell	88	2	2002-03
ROBINSON, Junior	11	2	1987-88
ROBINSON, Lee	93	1	2011
ROBINSON, Scott	86	4	2001-04
ROCKFORD, Jim	5	1	1991
RODGER, Devin	68, 73	1	2004
RODGERS, Kacy	22	1	2015
RODGERS, Tom	11	1	1961
RODRIGUEZ, Prechae	18	1	2011
ROGERS, Adam	50	2	2009-10
ROGERS Jr., Glenn	26	5	1993-97
ROGERS, Joseph	83	1	1998
ROGERS, SirVincent	55	1	2021
ROLHISER, Morley	51	1	1965
ROMANIUK, Alex	---	1	1949
ROME, Anthony "Tag"	4	1	1984
ROME, Jean-François	4	2	2006-07
ROMERO, Dario	72, 94	4	2001, 2008-10
RORABAUGH, Chad	91	1	1998
ROSE, Jonathan	0	1	2021
ROSS, Daniel	93	1	2023
ROSS, Shai	11	3	2019, 2021-22
ROTTIER, Rimeon	65	6	2012-17
ROUNDTREE, Raleigh	58	2	2006-07
ROUYER, Maxime	35	2	2019, 2021
ROWEKAMP, Bill	74, 86	2	1953, 1956
ROY, Bill	60	2	1966, 1967

PLAYER	JERSEY #	SEASONS	YEARS
ROY, Jean-Simon	68	2	2017-18
RUBY, Jacob	55	4	2017-19, 2021
RUNGE, Dan	39	2	1984-85
RWABUKAMBA, Chris	15	3	2013-14, 2017
RYAN, Jon	12	1	2022
S			
SAMUELS, Eric	38	2	2013-14
SAMUELS, Stanford	10	1	2007
SANCHEZ, Davis	33	1	2005
SANDJONG, Rossini	40	1	2021
SANDS, Robert	29	1	2014
SANDUSKY, Jim	7	7	1988, 1991-96
SANTOS-KNOX, Jovan	5	1	2019
SANTUCCI, Angelo	23	7	1977-83
SAULSBERRY, Christian	25	1	1972
SAUNDERS, John	28	1	2023
SAULEJO, Kyle	56	2	2019, 2021
SCALES, Roger	51	6	1972-77
SCARBER, Sam	28, 35	3	1971-73
SCHAKER, Josiah	40	1	2023
SCHAVONE, Derek	17, 29	5	2008-12
SCHUMM, Herb	61, 64, 65	3	1963-65
SCHUMM, Howie	18, 26	14	1959-72
SCOTT, Cedric	96	1	2005
SCOTT, Matt	14	1	2014
SCOTT, Tom	22	6	1978-83
SCOTT, Tyler	80	3	2010-12
SCRIVENER, Glen	72	2	1996, 2000
SEARIGHT, Jerry	---	1	1949
SEELEY, Blossom	---	2	1921-22
SELLERS, Mike	33, 44, 94	3	1995-97
SEUMALO, Joe	94	1	1994
SEWELL, Almondo	90	9	2011-19
SHABAZZ, Siddeeq	28, 29	2	2007-08
SHADRACH, David	28	1	1984
SHAFFER, Craig	43	4	1985-88
SHARUN, Corbin	39	5	2010-14
SHATZKO, Roy	55	6	1967-72
SHAW, Grant	11	4	2012-15
SHAYERS, Akeem	24	1	2015
SHAY, Jerry	54	1	1972
SHEDDEN, Brady	42	1	2022
SHELTON, David	19	4	1990-93
SHEFFIELD, Cameron	94	1	2014
SHERITT, L.C.	47	8	2011-18
SHERMAN, George	---	2	1921-22
SHINE, Willie	24	1	1966
SHIPKA, Jim	23, 83	8	1956-63
SHOLIDGE, Derek	62	2	1996-97
SHORE, Nate	---	1	1949
SHUMATE, Mark	96	1	1984
SIGATY, Ken	15, 76	2	1964, 1966
xxSIMMONS, Antonio	3	1	2021
SIMMONS, Brian	59	1	2015
SIMMONS, Marcello	17	1	1999
SIMMRIN, Randy	73	1	1980
SIMON, Don	29, 86, 94, 96	9	1949-57
SIMONISE, Rashawn	3	1	2022
SIMPSON, Chad	10	1	2015
SIMS, CJ	16	1	2023
SIMS, E.A.	74, 78	7	1962-68
SKINNER, Chris	35	5	1984-85
SKLOPAN, John	10	1	1965
SLEDGE, Leroy	24	1	1970
SLIJMAN, Ken	44	1	1949
SMALLS, Albert	17	1	2021
SMART, Rod	20	1	2001
SMITH, Bill	70, 78	8	1956-63
SMITH, Blair	48	5	2015-19
SMITH, Brad	86	2	2010-11

PLAYER	JERSEY #	SEASONS	YEARS
SMITH, Frank	54	1	1954
SMITH, Jamill	4, 82	2	2017-18
SMITH, Joe-Bob	22, 82	4	1958-61
SMITH, Tevaun	4	2	2019, 2021
SMITH, Todd	81	1	1990
SMITH, Waddell	71, 83	7	1977-83
SMITH, Zeke	50	1	1963
SNEIDER, Karl	75	1	1969
SNYDER, Bill	63	1	1953
SOLES, Michael	32	7	1989-95
SONMERSELL, André	53, 96	1	2006
SONNIER, Malik	5, 7	1	2022
SORENSEN, Justin	60	5	2014-18
SOVIO, Henry	74	1	1977
SPANACH, George	64	2	1966-67
SPARENBERG, David	61	2	1985-86
SPENCE, Andy	---	1	1922
SPENCER, Randy	76	4	2003-06
SPENCER, Sean	44	2	2003-04
SPOLETTINI, Tony	32	2	1987-88
ST. GERMAIN, Val	57	3	1999-01
ST. PIERRE, Tim	48, 53, 55	3	2008-10
STAFFORD, Kenny	7, 8	2	2015, 2019
STALLINGS, Ramondo	99	1	2000
STAMPS, Fred	2, 82	8	2007-14
STARKS, Marshall	27	1	1966
STATEN, Ralph	38	2	2000-01
STAUCH, Scott	33	1	1983
STEELE, Eddie	97	3	2013-15
STENBERGEN, Dylan	62	2	2011-12
STEEBE, Dick	64	1	1952
STEEVES, Jeremy	47	1	2007
STEINER, Bob	56	1	1972
STEINHAUER, Levi	56	1	2017
STEPHENSON, Don	41	4	1958-61
STERLING, Dee	96	3	2009-11
STERLING, Jon	75	1	1966
STEVENSON, Bill	62	14	1975-88
STEVENSON, Dale	59	2	2011-12
STEVENSON, Roy	50, 51, 63, 67	8	1955-62
STEVENSON, Vic	63	1	1997
STEWART, Duane	36	1	1998
STEWART, Kye	46	1	2012
STEWART, Quincy	45	2	2005-06
STILLER, Don	78	2	1958-59
STINNETTE, Jim	42	3	1964-66
ST.JOHN, Josiah	58	1	2023
STOKES, Don	---	1	1949
STOLHANDSKE, Thomas	75	1	1953
STORME, Todd	60	2	1989-90
STRICKLAND, Howard	31	2	1976-77
STUKUS, Annis	48	3	1949-51
STUKUS, Bill	36	2	1949-50
STUMON, Greg	46	1	1989
SUDERMAN, Dick	52	1	1972
SULLIVAN, Sean	33	1	1975
SUTTON, H.	---	1	1929
SVITAK, Steve	44	1	1973
SWAIL, Doug	31	1	1949
SWARN, Terry	77	3	1969-71
SWENEY, Istah	18	1	2013
SWINTON, R.T.	84	1	1999
SYKES, Joe	48	1	2011
SYME, Dave	9	3	1972-74
T			
TALBOT, Andre	9	1	2010
TATE, Khail	14	1	2023
TATUM, John	42	2	1956, 1959
TAYLOR, Alex	33	1	2019
TAYLOR, Bobby	24	3	1971-73
TAYLOR, Brad	14	2	1985-86

PLAYER	JERSEY #	SEASONS	YEARS
TAYLOR, Cordell	16	2	2001, 2003
TAYLOR, Danny	19	1	1988
TAYLOR, Eric	79	2	2008-09
TYALOR, Jake	13	1	2023
TAYLOR, Jeawon	16	1	2022
TAYLOR, Nicholas	32	2	2018-19
TAYLOR, Reggie	26	3	1989-91
TAYLOR, Steve	10	2	1989-90
TELLA, Tony	66	1	2007
TERCIER, Mob	---	1	1939
TERRY, Ryan	9	1	2001
THERRIEN, Barney	50	4	1964-67
THIBERT, James	57	1	1964
THIEL, Peter	44	1	2012
THOMAS, Eddie	17	3	1991-93
THOMAS, Jeff	51	1	1993
THOMAS, Jim	10, 12, 14, 18, 20, 21	9	1963-71
THOMAS, Joey	31	1	2007
THOMAS, Matthew	19	1	2022
THOMAS, Norm	76	1	1965
THOMAS, Sam	63	1	2000
THOMAS, Tyler	24	1	2014
THOMPSON, Brandyn	24	2	2016-17
THOMPSON, Chris	24, 29	5	2007, 2010-13
THOMPSON, Dale	7	2	1984-85
THOMPSON, Dwayne	37	1	2023
THOMPSON, Gary	19	2	1985-86
THOMPSON, Greg	11	1	1971
THOMPSON, Orrin	50	2	2012-13
THOMPSON, Tom	15, 70, 71	3	1964-66
THURMAN, Mike	29	1	1987
TIGERT, Marc	31	7	1994-2000
TOBIN, Bill	25	2	1964-65
TOLLIVER, Jalen	88	1	2021
TOMPKINS, Tony	14	3	2005-07
TONEY, Cliff	6	5	1984-88
TOON, Jim	74	1	1960
TOWNS, Tom	20	10	1975-84
TRAVIS, Peter	41	4	1970-73
TREFFLIN, Jeff	2	2	1984-85
TROLL, Don	9	2	1970-71
TUCK, James	49	3	2017, 2019, 2021
TUCKER, Jason	83	7	2002-08
TUCKER, Phil	53	1	1968
TUNEI, Tom	60, 88, 90	6	1982-87
TULLY, Ted	42, 50, 51, 53, 70, 84	12	1950-58, 1960-62
TURNER, Charlie	60	8	1971-78
TYLER, Devin	58	2	2011-12
TYNE, Malik	31	2	2021-22
U			
UNAMBA, Don	0	1	2019
UPTON, Eric	57	10	1976-85
USHER, Nick	75	2	2018-19
V			
VALIQUETTE, Earl	52	1	1950
VANDERVOORT, Danny	83	3	2021-23
VAN HOFWEGEN, Harry	90	1	1998
VAN, Travon	5	1	2017
VANDENBOS, Pieter	41	1	1983
VARGAS, Chris	16	2	1994-95
VASSOS, Don	18	1	1963
VAUGHN, Terry	3	6	1999-04
AVRA, Greg	18	1	1988
VELLA, Len	67	2	1962-63
VERCHEVAL, Pierre	54	5	1988-92
VESSLES, Billy	97	1	1953
VICKERS, Kendal	97	1	2019
VIAMONTES, Diego	89	2	2019, 2021
VILLAMIZAR, Mario	34	1	2023

PLAYER	JERSEY #	SEASONS	YEARS
VISHESKIE, Merv	22	1	1971
VOLCAN, Mike	64	10	1955-64
VOLPE, Jeff	18	1	1986
W			
WALD, Mark	44	2	1980-81
WALDEN, Bobby	21	3	1961-63
WALDEN, Jim	15, 18	1	1962
WALKER, Art	50	7	1955-61
WALKER, Bill	75	3	1958-58
WALKER, Brian	3, 29	2	2019, 2021
WALKER, Dave	70	2	1971-72
WALKER, Derel	87	6	2015-18, 2021-22
WALKER, James	70	1	1971
WALKER, Jimmy	61	1	1979
WALKER, Mike	61	2	1990-91
WALLING, Brian	34	8	1988-95
WALLS, Lenny	27	1	2010
WALLS, Tyrone	75	5	1972-76
WALTER, Ken	54	3	1981-83
WALTERS, Harry	38	1	1980
WALTERS, Rick	11, 13	5	1999-03
WALTERS, Trent	17, 19	2	1966-67
WATSON, Jonathan	38		



EDMONTON ELKS CHEER TEAM

The Edmonton Elks Cheer Team is a combined acrobatic stunt, and technical dance team. The team consists of 41 athletes that dedicate hundreds of hours of training to provide exceptional entertainment for Elks fans.

The Edmonton Cheer Team was the first professional cheer team to introduce male athletes in 1986. By 1996, the male contingent on the cheer team had grown to 16 members strong and remains a dominant force on the team today. These male athletes were instrumental in the introduction of acrobatic stunting to the cheer team in 1990.

Now, more than 30 years later, the Elks Cheer Team continues to be a powerhouse in acrobatic stunting, which complements their exceptional dance team and their crowd-leading abilities. They are proud to have paved the way for male athletes and stunt teams in professional cheer.

Outside of practices and games, they spend countless hours in the community performing at events, volunteering with various charitable organizations, and working with youth in the community. Every year they culminate the season with a team trip to the Grey Cup, performing at numerous functions, representing the Edmonton Elks Football Club and the City of Edmonton. Year after year, they live up to their moniker "The Pride of the CFL" and to continue to provide first class entertainment for fans across North America. These athletes are proud of their success and love what they do.



@GOELKSCHEER



Brass to the Bone

New for 2024, the Edmonton Elks Drumline is upping the party, and expanding to become a full brass band! The "Brass to the Bone" brings unforgettable and exciting entertainment to Edmonton Elks home games and community events. The band is comprised of percussion drums and brass horns, and provides pulsating rhythms, and high energy jams to fans everywhere. Fans can catch Brass to the Bone in the tailgate party before all Elks home games, throughout the concourse, and in the stadium during the game.

For more information on the Elks Entertainment Teams, check out www.goelks.com/entertainment-teams



MEDIA INFORMATION

CONTACT

HERNAN SALAS | Coordinator, Media and Player Relations
hernan.salas@goelks.com
EVAN DAUM | VP, Marketing and Fan Engagement
evan.daum@goelks.com

ACCREDITATION

Single-game requests must be made at least 72 hours prior to game day via email to Hernan Salas (hernan.salas@goelks.com).

ELKS PRESSROOM

To access all media releases and advisories, visit press.goelks.com

BROADCAST RIGHTS HOLDERS

TSN/RDS has exclusive access and video broadcast rights for all CFL games. No other media outlets are permitted to film video inside the stadium on game day without the prior written permission from the CFL and TSN/RDS.

LIVE STREAMING AT CFL STADIUMS/GAMES

The CFL strictly prohibits media from mobile live streaming (e.g., Periscope, Meerkat) inside CFL stadiums during all pre-season, regular season, and playoff games, including the Grey Cup. Any live streaming inside the stadium on game-day until the final whistle is expressly prohibited. This includes all areas of the stadiums inside the bowl: on-field play, pre-game warmups, special on-field ceremonies, TV timeouts, spectator areas, press box and any pre-game or half-time shows. Media are strictly prohibited from live streaming any portion of a CFL team practice. Any pre/post practice availabilities will be banned unless they receive permission from the team's communications department. Live streaming of pre/post-game interviews or any media availabilities that are accessible and opened to multiple news outlets will be prohibited unless they receive permission from the team's communications department.

ACCESS TO PLAYERS AND COACHES

All player and coach interviews must be arranged by contacting the Elks communication contact Hernan Salas. Players and coaches are also available daily following practice at the times noted in the practice schedule.

ATTENDING PRACTICE

Media will receive a practice schedule weekly. All practices are open to the media unless otherwise noted. During the 2024 season, media are permitted to watch practice from the Bryan Hall Media Centre. Photographers and camera operators are permitted to shoot from the track or the west sidelines.

POST-PRACTICE AVAILABILITIES

The head coach will be available after practice outdoors at field level (indoors due to weather). Following the head coach interview, media will have access to players. Interviews can be staged outdoors, or inside the player's lounge.

FILMING PRACTICE

Filming times will be distributed to media weekly with the practice schedule. ENG cameras are welcome to film from the west sidelines at Commonwealth Stadium and from the south sidelines in the field house during these designated periods. All broadcast equipment must be removed from the practice field immediately after the designated filming periods. Broadcast media may be asked to turn off their cameras at the discretion of coaches or communications staff during the filming time. Camera personnel may not enter the playing field, unless permission has been granted.

PHOTOGRAPHY

Sideline photography during Elks practices and home games is limited to working media on assignment from a recognized outlet. Working media credentials must be displayed at all times. Additional photographers will have access to other shooting locations.

POST-GAME MEDIA AVAILABILITY

Prior to proceeding to their respective locker rooms, select players are made available for media interviews on the field following the conclusion of the game for a maximum of five minutes. Non-rights holders cannot interject a live interview being conducted by a broadcast rights holder. Non-rights holders cannot simultaneously interview any player(s) that are being interviewed live by the broadcast. Approximately 15 minutes after the final whistle the head coach and players will be available for a post-game media conference. **Following home games, media will have access to players in the dressing room for approximately 10 minutes. Post-game availability with the head coach will take place in the players' lounge.**

GAME DAY MEDIA ENTRANCE

The Bryan Hall Media Centre is located on the west side of Commonwealth Stadium just north of Section C on the concourse level. Media is to enter through the Gate 2 pass gate. Bags will be checked and tagged.

MEDIA CENTRE INFORMATION

The Bryan Hall Media Centre is for working members of the media only. Media centre telephone numbers: (780) 471-4034, (780) 479-0702.

DATA INTEGRITY PROTECTION

Except for editorial or non-commercial use (which is permitted), you shall not, whilst in Commonwealth Stadium, use any electronic device to record or transmit any audio, visual or audio-visual material or any information or data concerning the progress, conduct or any other aspect of any Football for betting activities, unlicensed commercial activities or any other purposes in contravention of these terms and conditions, unless authorised or permitted to do so by the CFL. You may use mobile phones for strictly personal and private use.

Any and all intellectual property rights in any unauthorised recording or transmission is assigned (by way of present assignment of future rights) to the CFL. You further agree (if and whenever required to do so by the CFL) to promptly execute all instruments and do all things necessary to vest the right, title, and interest in such rights to the CFL absolutely and with full title guarantee.

If you fail to comply with these terms and conditions, you may be refused entry to or evicted from Commonwealth Stadium.



SEATING MAP

STADIUM MAP



- ELKS FAN PARK
- STADIUM STATION
- VEHICLE ACCESS (ENTRY VIA LOT C)
- WALKING PATH (VIA TRANSIT)





OUR TEAM. OUR CITY.

